


SPC 5/ 7-ST-7,62 - PCB connector



1996061

<https://www.phoenixcontact.com/us/products/1996061>

Please be informed that the data shown in this PDF document is generated from our online catalog. Please find the complete data in the user documentation. Our general terms of use for downloads are valid.



PCB connector, nominal cross section: 6 mm², color: green, nominal current: 32 A, rated voltage (III/2): 1000 V, contact surface: Sn, contact connection type: Socket, number of potentials: 7, number of rows: 1, number of positions: 7, number of connections: 7, product range: SPC 5/..-ST, pitch: 7.62 mm, connection method: Push-in spring connection, conductor/PCB connection direction: 0 °, locking clip: - Locking clip, plug-in system: COMBICON PC 5, locking: without, mounting method: without, type of packaging: packed in cardboard

Your advantages

- Time saving push-in connection, tools not required
- Defined contact force ensures that contact remains stable over the long term
- Clamping space opened by means of fixed screwdriver enables convenient conductor connection
- Integrated double steel spring provides additional safety in the event of temperature and power fluctuations
- Optimized for tight installation situations: operation and conductor connection from one direction
- 600 V UL approval in the smallest of dimensions

Commercial data

Item number	1996061
Packing unit	50 pc
Minimum order quantity	50 pc
Sales key	AA04
Product key	AADFBA
GTIN	4046356037808
Weight per piece (including packing)	34.5 g
Weight per piece (excluding packing)	33.387 g
Customs tariff number	85366990
Country of origin	IN

SPC 5/ 7-ST-7,62 - PCB connector



1996061

<https://www.phoenixcontact.com/us/products/1996061>

Technical data

Product properties

Product type	PCB connector
Product family	SPC 5/...-ST
Product line	COMBICON Connectors L
Type	Standard
Number of positions	7
Pitch	7.62 mm
Number of connections	7
Number of rows	1
Number of potentials	7
Mounting type	without

Electrical properties

Properties

Nominal current I_N	32 A
Nominal voltage U_N	1000 V
Contact resistance	0.8 mΩ
Rated voltage (III/3)	1000 V
Rated surge voltage (III/3)	8 kV
Rated voltage (III/2)	1000 V
Rated surge voltage (III/2)	8 kV
Rated voltage (II/2)	1000 V
Rated surge voltage (II/2)	6 kV

Connection data

Connection technology

Type	Standard
Connector system	COMBICON PC 5
Nominal cross section	6 mm ²
Contact connection type	Socket

Interlock

Locking type	without
Mounting type	without

Conductor connection

Connection method	Push-in spring connection
Connection direction of the conductor to plug-in direction	0 °
Conductor/PCB connection direction	0 °
Conductor cross-section rigid	0.2 mm ² ... 10 mm ²
Conductor cross-section flexible	0.2 mm ² ... 6 mm ²

SPC 5/ 7-ST-7,62 - PCB connector



1996061

<https://www.phoenixcontact.com/us/products/1996061>

Conductor cross-section AWG	24 ... 8
Conductor cross-section flexible, with ferrule without plastic sleeve	0.25 mm² ... 6 mm²
Conductor cross-section, flexible, with ferrule, with plastic sleeve	0.25 mm² ... 4 mm²
2 conductors with the same cross section, flexible, with TWIN ferrule with plastic sleeve	0.25 mm² ... 1.5 mm²
Cylindrical gauge a x b / diameter	4.3 mm x 4.0 mm / 4.0 mm
Stripping length	15 mm

Specifications for ferrules without insulating collar

recommended crimping tool	1212034 CRIMPFOX 6
	1213144 CRIMPFOX CENTRUS 6S
	1213146 CRIMPFOX CENTRUS 6H
ferrules without insulating collar, according to DIN 46228-1	Cross section: 0.5 mm²; Length: 10 mm ... 15 mm
	Cross section: 0.75 mm²; Length: 10 mm ... 15 mm
	Cross section: 1 mm²; Length: 10 mm ... 15 mm
	Cross section: 1.5 mm²; Length: 12 mm ... 15 mm
	Cross section: 2.5 mm²; Length: 12 mm ... 15 mm
	Cross section: 4 mm²; Length: 12 mm ... 15 mm
	Cross section: 6 mm²; Length: 12 mm ... 15 mm

Specifications for ferrules with insulating collar

recommended crimping tool	1212034 CRIMPFOX 6
	1213144 CRIMPFOX CENTRUS 6S
	1213146 CRIMPFOX CENTRUS 6H
ferrules with insulating collar, according to DIN 46228-4	Cross section: 0.5 mm²; Length: 10 mm ... 15 mm
	Cross section: 0.75 mm²; Length: 12 mm ... 15 mm
	Cross section: 1 mm²; Length: 12 mm ... 15 mm
	Cross section: 1.5 mm²; Length: 12 mm ... 15 mm
	Cross section: 2.5 mm²; Length: 12 mm ... 15 mm
	Cross section: 4 mm²; Length: 12 mm ... 15 mm

Material specifications

Material data - contact

Note	WEEE/RoHS-compliant, free of whiskers according to IEC 60068-2-82/JEDEC JESD 201
Contact material	Cu alloy
Surface characteristics	hot-dip tin-plated
Metal surface terminal point (top layer)	Tin (4 - 8 µm Sn)
Metal surface contact area (top layer)	Tin (4 - 8 µm Sn)

Material data - housing

Color (Housing)	green (6021)
Insulating material	PA
Insulating material group	I
CTI according to IEC 60112	600

SPC 5/ 7-ST-7,62 - PCB connector

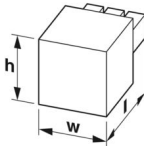


1996061

<https://www.phoenixcontact.com/us/products/1996061>

Flammability rating according to UL 94	V0
Glow wire flammability index GWFI according to EN 60695-2-12	850
Glow wire ignition temperature GWIT according to EN 60695-2-13	775
Temperature for the ball pressure test according to EN 60695-10-2	125 °C

Dimensions

Dimensional drawing	
Pitch	7.62 mm
Width [w]	53.34 mm
Height [h]	19.8 mm
Length [l]	38.5 mm

Notes

Notes on operation	In accordance with IEC 61984, COMBICON connectors have no switching power (COC). During designated use, they must not be plugged in or disconnected when carrying voltage or under load.
--------------------	--

Mechanical tests

Conductor connection	
Specification	IEC 60999-1:1999-11
Result	Test passed
Test for conductor damage and slackening	
Specification	IEC 60999-1:1999-11
Result	Test passed
Repeated connection and disconnection	
Specification	IEC 60999-1:1999-11
Result	Test passed
Pull-out test	
Specification	IEC 60999-1:1999-11
Conductor cross-section/conductor type/tractive force setpoint/actual value	0.2 mm ² / solid / > 10 N
	0.2 mm ² / flexible / > 10 N
	10 mm ² / solid / > 90 N
	6 mm ² / flexible / > 80 N
Insertion and withdrawal forces	
Specification	IEC 60512-13-2:2006-02
Result	Test passed

SPC 5/ 7-ST-7,62 - PCB connector



1996061

<https://www.phoenixcontact.com/us/products/1996061>

No. of cycles	50
Insertion strength per pos. approx.	8 N
Withdraw strength per pos. approx.	6 N

Resistance of inscriptions

Specification	IEC 60068-2-70:1995-12
Result	Test passed

Polarization and coding

Specification	IEC 60512-13-5:2006-02
Result	Test passed

Visual inspection

Specification	IEC 60512-1-1:2002-02
Result	Test passed

Dimension check

Specification	IEC 60512-1-2:2002-02
Result	Test passed

Environmental and real-life conditions

Vibration test

Specification	IEC 60068-2-6:2007-12
Frequency	10 - 150 - 10 Hz
Sweep speed	1 octave/min
Amplitude	0.35 mm (10 Hz ... 60.1 Hz)
Acceleration	5g (60.1 Hz ... 150 Hz)
Test duration per axis	2.5 h
Test directions	X-, Y- and Z-axis

Durability test

Specification	IEC 60512-9-1:2010-03
Impulse withstand voltage at sea level	7.3 kV
Contact resistance R ₁	0.8 mΩ
Contact resistance R ₂	0.8 mΩ
Insertion/withdrawal cycles	50
Insulation resistance, neighboring positions	> 5 MΩ

Climatic test

Specification	ISO 6988:1985-02
Corrosive stress	0.2 dm ³ SO ₂ on 300 dm ³ /40 °C/1 cycle
Thermal stress	100 °C/168 h
Power-frequency withstand voltage	3.31 kV

Ambient conditions

Ambient temperature (operation)	-40 °C ... 100 °C (dependent on the derating curve)
Ambient temperature (storage/transport)	-40 °C ... 70 °C

SPC 5/ 7-ST-7,62 - PCB connector



1996061

<https://www.phoenixcontact.com/us/products/1996061>

Relative humidity (storage/transport)	30 % ... 70 %
Ambient temperature (assembly)	-5 °C ... 100 °C

Electrical tests

Thermal test | Test group C

Specification	IEC 60512-5-1:2002-02
Tested number of positions	12

Insulation resistance

Specification	IEC 60512-3-1:2002-02
Insulation resistance, neighboring positions	> 5 MΩ

Temperature cycles

Specification	IEC 60999-1:1999-11
Result	Test passed

Air clearances and creepage distances |

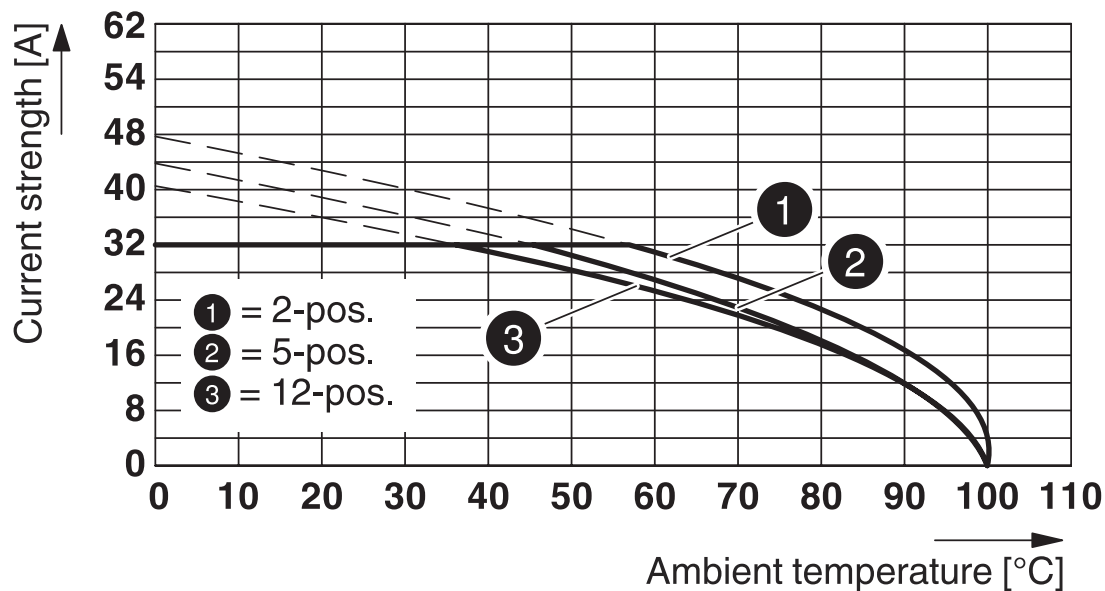
Specification	IEC 60664-1:2007-04
Insulating material group	I
Comparative tracking index (IEC 60112)	CTI 600
Rated insulation voltage (III/3)	1000 V
Rated surge voltage (III/3)	8 kV
minimum clearance value - non-homogenous field (III/3)	8 mm
minimum creepage distance (III/3)	12.5 mm
Rated insulation voltage (III/2)	1000 V
Rated surge voltage (III/2)	8 kV
minimum clearance value - non-homogenous field (III/2)	8 mm
minimum creepage distance (III/2)	8 mm
Rated insulation voltage (II/2)	1000 V
Rated surge voltage (II/2)	6 kV
minimum clearance value - non-homogenous field (II/2)	5.5 mm
minimum creepage distance (II/2)	5.5 mm

Packaging specifications

Type of packaging	packed in cardboard
-------------------	---------------------

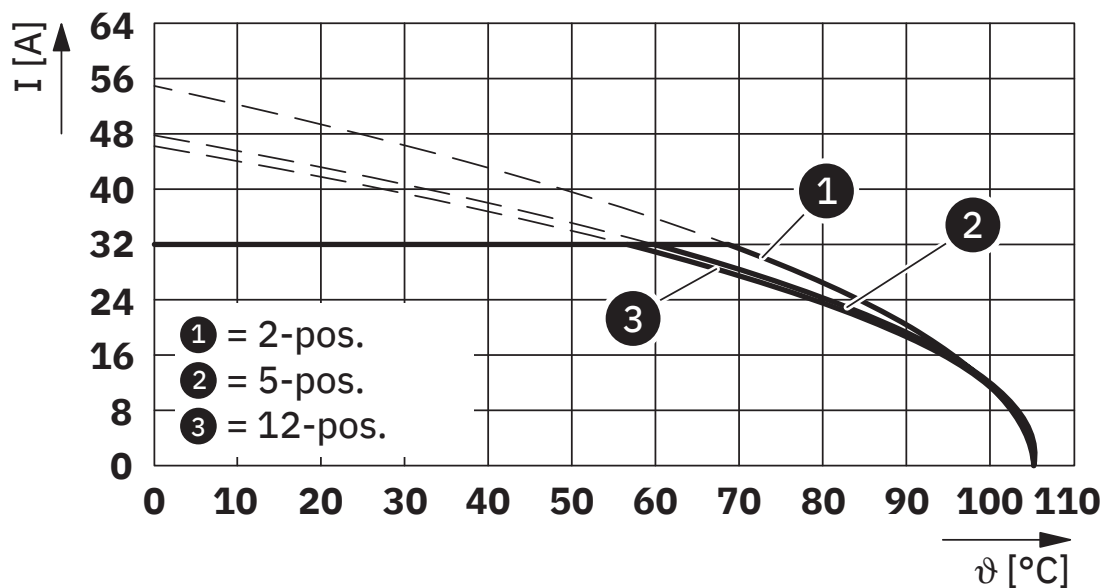
Drawings

Diagram



Type: SPC 5/...-ST-7,62 with PC 5/...-G-7,62

Diagram

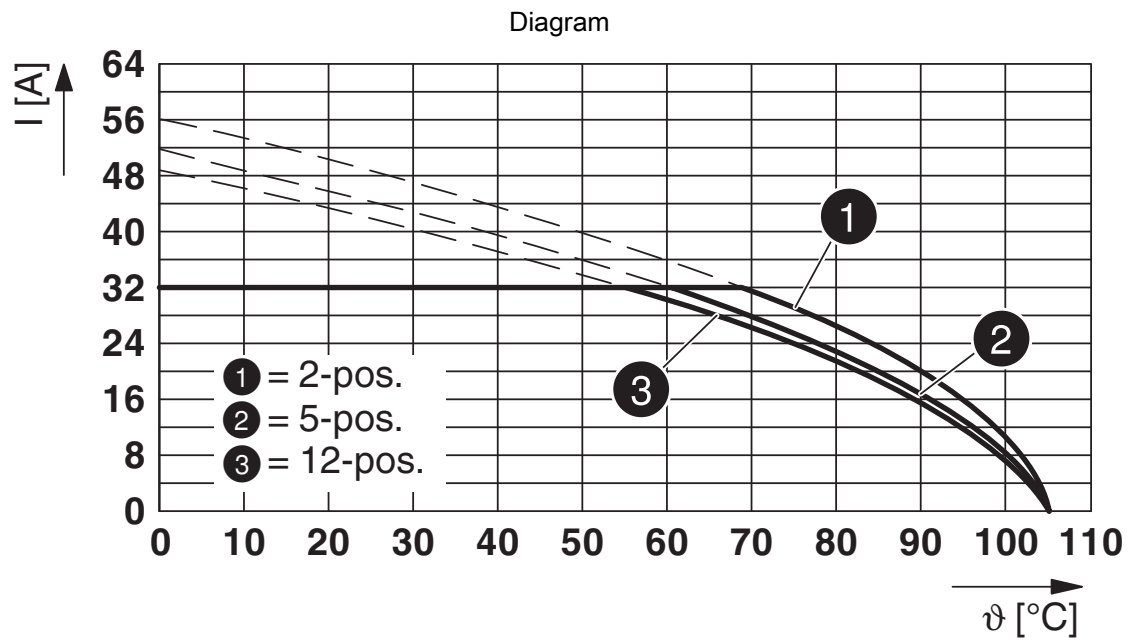


Type: SPC 5/...-ST-7,62 with DFK-PC 5/...-ST-7,62

SPC 5/ 7-ST-7,62 - PCB connector

1996061

<https://www.phoenixcontact.com/us/products/1996061>



Type: SPC 5/...-ST-7,62 with IPC 5/...-ST-7,62

SPC 5/ 7-ST-7,62 - PCB connector




1996061

<https://www.phoenixcontact.com/us/products/1996061>

Approvals

To download certificates, visit the product detail page: <https://www.phoenixcontact.com/us/products/1996061>

<div> cULus Recognized Approval ID: E60425-19920722</div>				
	Nominal voltage U_N	Nominal current I_N	Cross section AWG	Cross section mm^2
B				
	600 V	35 A	24 - 8	-
C				
	600 V	35 A	24 - 8	-

SPC 5/ 7-ST-7,62 - PCB connector



1996061

<https://www.phoenixcontact.com/us/products/1996061>

Classifications

ECLASS

ECLASS-13.0	27460202
ECLASS-15.0	27460202

ETIM

ETIM 9.0	EC002638
----------	----------

UNSPSC

UNSPSC 21.0	39121400
-------------	----------

SPC 5/ 7-ST-7,62 - PCB connector



1996061

<https://www.phoenixcontact.com/us/products/1996061>

Environmental product compliance

EU RoHS

Fulfills EU RoHS substance requirements	Yes, No exemptions
---	--------------------

China RoHS

Environment friendly use period (EFUP)	EFUP-E
	No hazardous substances above the limits

EU REACH SVHC

REACH candidate substance (CAS No.)	No substance above 0.1 wt%
-------------------------------------	----------------------------

Phoenix Contact 2025 © - all rights reserved
<https://www.phoenixcontact.com>

Phoenix Contact USA
586 Fulling Mill Road
Middletown, PA 17057, United States
(+717) 944-1300
info@phoenixcon.com