

# SF-5EP1N8A90DU - Coupler connector



1605499

<https://www.phoenixcontact.com/us/products/1605499>

Please be informed that the data shown in this PDF document is generated from our online catalog. Please find the complete data in the user documentation. Our general terms of use for downloads are valid.



Coupler connector, straight short, for standard and SPEEDCON interlock, M23, number of positions: 5+PE, contact connection type: Pin, shielded: yes, degree of protection: IP67, cable diameter range: 7.5 mm ... 14 mm, Compatible with mating connectors with SPEEDCON or M23 standard knurled nuts, number of positions: 6, connection method: Crimp connection, series: SF, this item is expected to be lead-free from Q1 2027 in accordance with RoHS II without exception 6c (Pb < 0.1%), a lead-free alternative is possible on request in advance

## Your advantages

- Consistent EMC protection for reliable connection solutions in the industrial environment
- Crimping connection: vibration- and temperature-resistant assembly
- Flexible use: reliably connect cable diameters of 7.5 mm ... 14 mm

## Commercial data

Item number	1605499
Packing unit	1 pc
Minimum order quantity	1 pc
Sales key	AB32
Product key	ABRBFG
GTIN	4046356182140
Weight per piece (including packing)	109 g
Weight per piece (excluding packing)	93.317 g
Customs tariff number	85366990
Country of origin	DE

# SF-5EP1N8A90DU - Coupler connector



1605499

<https://www.phoenixcontact.com/us/products/1605499>

## Technical data

### Notes

Order information:	Order crimp contacts 6 x Ø 2 mm separately
Note on application	Series SF connectors are not compatible with series M23 PRO and must not be combined.

### Safety note

Safety note	WARNING: The connectors may not be plugged in or disconnected under load. Ignoring the warning or improper use may damage persons and/or property.
	• WARNING: Commission properly functioning products only. The products must be regularly inspected for damage. Decommission defective products immediately. Replace damaged products. Repairs are not possible.
	• WARNING: Only electrically qualified personnel may install and operate the product. They must observe the following safety notes. The qualified personnel must be familiar with the basics of electrical engineering. They must be able to recognize and prevent danger. The relevant symbol on the packaging indicates that only personnel familiar with electrical engineering are allowed to install and operate the product.
	• The products are suitable for applications in plant, controller, and electrical device engineering.
	• When operating the connectors in outdoor applications, they must be separately protected against environmental influences.
	• Assembled products may not be manipulated or improperly opened.
	• Only use mating connectors that are specified in the technical data of the standards listed (e.g. the ones listed in the product accessories online at <a href="https://www.phoenixcontact.com/products">phoenixcontact.com/products</a> ).
	• When using the product in direct connection with third-party manufacturers, the user is responsible.
	• For operating voltages > 50 V AC, conductive connector housings must be grounded
	• Ensure that the protective or functional ground has been properly connected.
	• VDE 0100/1.97 § 411.1.3.2 and DIN EN 60 204/11.98 § 14.1.3 are applicable when combining several circuits in a cable and/or connector
	• Only use tools recommended by Phoenix Contact
	• The installation notes/Design In documents online on the download page at <a href="https://www.phoenixcontact.com/products">phoenixcontact.com/products</a> must be observed for this product.
	• Operate the connector only when it is fully plugged in and interlocked.
	• Ensure that when laying the cable, the tensile load on the connectors does not exceed the upper limit specified in the standards.

	• Observe the minimum bending radius of the cable. Lay the cable without twisting it.
	• The connector warms up in normal operation. Depending on the

# SF-5EP1N8A90DU - Coupler connector



1605499

<https://www.phoenixcontact.com/us/products/1605499>

ambient conditions, the surface of the connector can continue to warm up. In this case, the user is responsible for posting warnings (e.g. DIN EN ISO 13732-1:2008-12).

## Product properties

Product type	Circular connector (cable-side)
Series	SF
Application	Power
Number of positions	6
Connection profile	5+PE
Shielded	yes
Coding	N
Thread type	M23

## Material specifications

Material Housing	GD-Zn
Material Rotating parts	CuZn
Material Housing surface	Ni
Material Insulating body	PA 6.6
Material Seal	FPM (O-ring)

## Connection data

Conductor connection

Connection method	Crimp connection
-------------------	------------------

## Electrical properties

Contact: Contact group 1

Contact diameter	2 mm
Nominal current $I_N$	30 A
Nominal voltage $U_N$	630 V
Overvoltage category	III
Degree of pollution	3
Rated surge voltage	6 kV

Contact: Contact group 2

Contact diameter	2 mm
Nominal current $I_N$	30 A
Nominal voltage $U_N$	630 V
Overvoltage category	III
Degree of pollution	3
Rated surge voltage	6 kV

## Connector

Type	straight short
------	----------------

# SF-5EP1N8A90DU - Coupler connector



1605499

<https://www.phoenixcontact.com/us/products/1605499>

## Cable/line

External cable diameter	7.5 mm ... 14 mm
-------------------------	------------------

## Environmental and real-life conditions

### Ambient conditions

Degree of protection	IP67
Ambient temperature (operation)	-40 °C ... 125 °C
Altitude	3000 m
Permissible humidity (storage/transport)	50 % ... 65 %

# SF-5EP1N8A90DU - Coupler connector

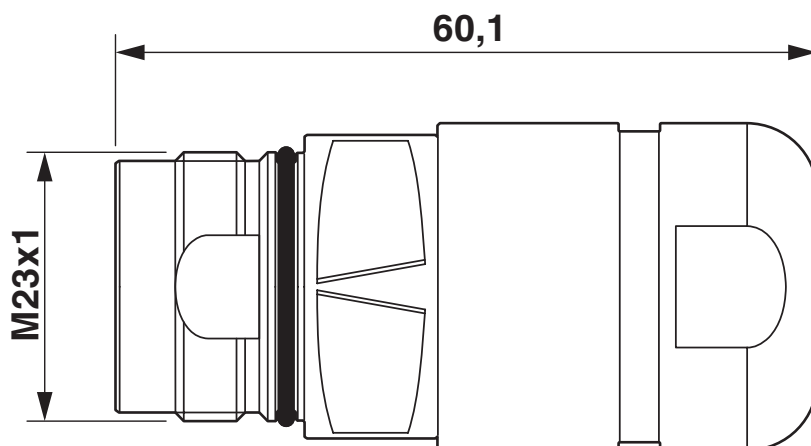
1605499

<https://www.phoenixcontact.com/us/products/1605499>



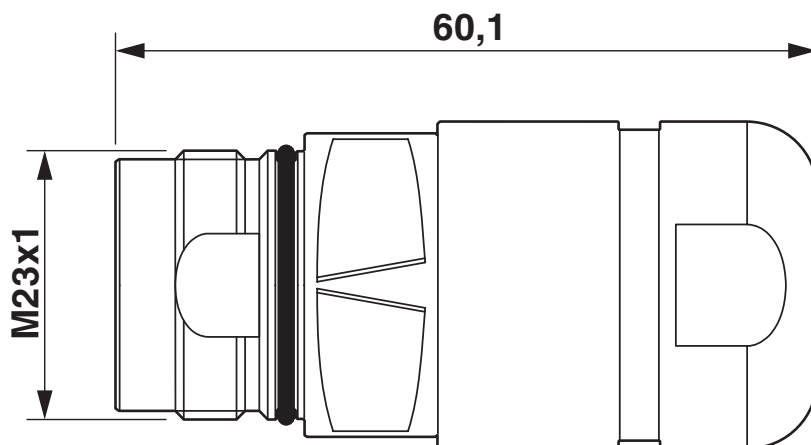
## Drawings

Dimensional drawing



Dimensional drawing

Dimensional drawing



Dimensional drawing


# SF-5EP1N8A90DU - Coupler connector

1605499

<https://www.phoenixcontact.com/us/products/1605499>

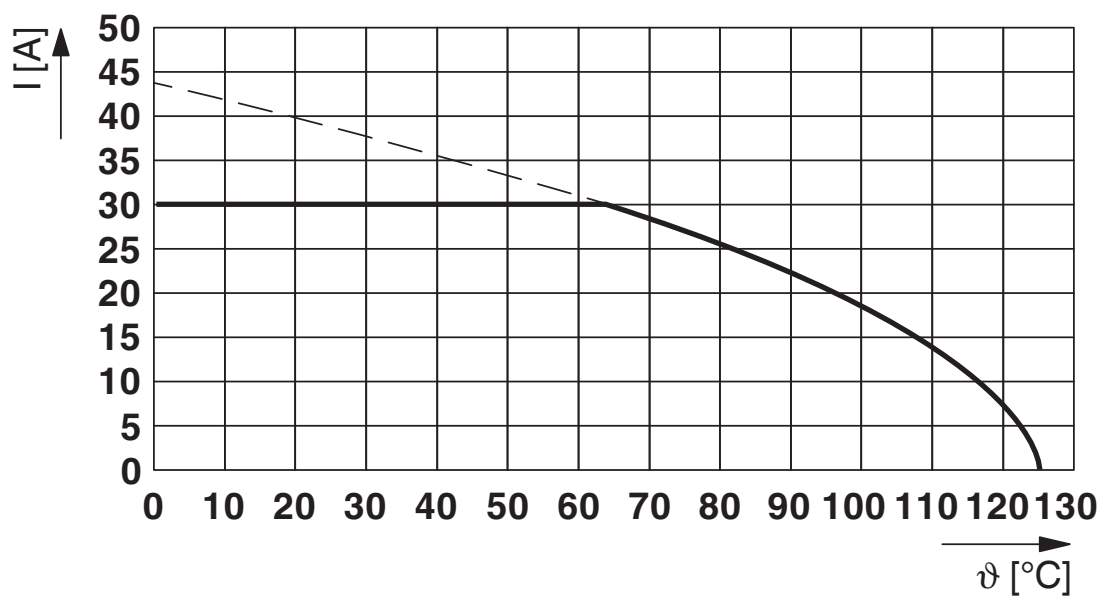


Schematic diagram



Connector pin assignment

Diagram



# SF-5EP1N8A90DU - Coupler connector





1605499

<https://www.phoenixcontact.com/us/products/1605499>

## Approvals

To download certificates, visit the product detail page: <https://www.phoenixcontact.com/us/products/1605499>

 <b>cUL Recognized</b> Approval ID: E153698-20041116				
	Nominal voltage U <sub>N</sub>	Nominal current I <sub>N</sub>	Cross section AWG	Cross section mm <sup>2</sup>
keine				
	600 V	18 A	12	-

 <b>UL Recognized</b> Approval ID: E153698-20041116				
	Nominal voltage U <sub>N</sub>	Nominal current I <sub>N</sub>	Cross section AWG	Cross section mm <sup>2</sup>
keine				
	600 V	27 A	12	-

# SF-5EP1N8A90DU - Coupler connector



1605499

<https://www.phoenixcontact.com/us/products/1605499>

## Classifications

### ECLASS

ECLASS-13.0	27440116
ECLASS-15.0	27440116

### ETIM

ETIM 9.0	EC002635
----------	----------

### UNSPSC

UNSPSC 21.0	39121400
-------------	----------



# SF-5EP1N8A90DU - Coupler connector



1605499

<https://www.phoenixcontact.com/us/products/1605499>

## Environmental product compliance

### EU RoHS

Fulfills EU RoHS substance requirements	Yes
Exemption	6(c)

### China RoHS

Environment friendly use period (EFUP)	EFUP-50
	An article-related China RoHS declaration table can be found in the download area for the respective article under "Manufacturer declaration". For all articles with EFUP-E, no China RoHS declaration table issued and required.

### EU REACH SVHC

REACH candidate substance (CAS No.)	Lead(CAS: n/a)
SCIP	7ec580ac-9766-47c7-b8a8-0d8bf89a4bf9

Phoenix Contact 2025 © - all rights reserved

<https://www.phoenixcontact.com>

Phoenix Contact USA  
586 Fulling Mill Road  
Middletown, PA 17057, United States  
(+717) 944-1300  
[info@phoenixcon.com](mailto:info@phoenixcon.com)