

CAPAROC PD 0V - Potential distributors



1110987
<https://www.phoenixcontact.com/us/products/1110987>

Please be informed that the data shown in this PDF document is generated from our online catalog. Please find the complete data in the user documentation. Our general terms of use for downloads are valid.



Potential distributor with Push-in connections for directly connecting the 0 V return conductor in the CAPAROC system. For DIN rail installation via the CAPAROC current rails.

Your advantages

- The benchmark that you can tailor with direct pairwise integration into the system alongside the circuit breaker module
- Particularly easy operation for everyone with tool-free insertion without additional wiring effort
- Exceptionally easy design-in with color-coded pushers for clear identification of the potentials

Commercial data

Item number	1110987
Packing unit	1 pc
Minimum order quantity	1 pc
Sales key	CL11
Product key	CLA23Z
GTIN	4063151029395
Weight per piece (including packing)	61.7 g
Weight per piece (excluding packing)	79.7 g
Customs tariff number	85363030
Country of origin	DE

Technical data

Notes

General

Note	LABS release – in accordance with test specification VW PV 3. 10.7:2005-0
	When connecting the conductor, make sure that the CAPAROC modules are not pulled apart due to tensile force. Gaps must not be created between the modules.

Product properties

Product type	Device circuit breakers
Product family	CAPAROC
Type	Plug-in module
Number of slots	1

Insulation characteristics

Protection class	III
Pollution degree	2

Electrical properties

General

Operating voltage	0 V DC ... 30 V DC
Rated voltage	12 V DC
	24 V DC
Rated current I_N	4x 10 A DC (per output)
	2x 20 A DC (per output)
	40 A DC (Total)
Rated surge voltage	0.5 kV
Efficiency	> 99 %
Power dissipation	< 0.4 W (in nominal operation at 24 V and 4 x 10 A)
MTBF (IEC 61709, SN 29500)	269532625 h (at 25 °C with 21 % load)
	269532334.5 h (at 40°C with 34.25% load)
	269530881.5 h (at 60°C with 100% load)
Voltage drop	9.7 mV (at 10 A)

Connection data

Load circuit

Connection method	Push-in connection
Stripping length	10 mm
Conductor cross-section flexible	0.2 mm² ... 4 mm²
Conductor cross-section rigid	0.2 mm² ... 4 mm²
Conductor cross-section AWG	24 ... 12

CAPAROC PD 0V - Potential distributors

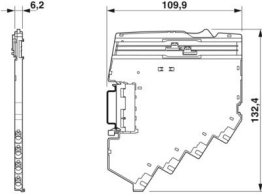


1110987

<https://www.phoenixcontact.com/us/products/1110987>

Conductor cross-section, flexible, with ferrule, with plastic sleeve	0.25 mm ² ... 4 mm ²
Conductor cross-section flexible, with ferrule without plastic sleeve	0.25 mm ² ... 4 mm ²

Dimensions

Dimensional drawing	
Width	6.2 mm
Height	132.4 mm
Depth	109.9 mm (incl. DIN rail 7.5 mm)

Material specifications

Color	light gray (RAL 7035)
Material	PA 6
	PA 6
	PA 6
Flammability rating according to UL 94	V-0

Environmental and real-life conditions

Ambient conditions

Degree of protection	IP20
Ambient temperature (operation)	-30 °C ... 65 °C (The temperature range of the power module must be taken into consideration)
Ambient temperature (storage/transport)	-40 °C ... 70 °C
Altitude	≤ 4000 m (amsl)
Humidity test	96 h, 95 % RH, 40 °C
Shock (operation)	30g (11 ms period, half-sine shock pulse, according to IEC 60068-2-27)
	25g (6 ms duration, half-sine shock pulse in accordance with IEC 60068-2-27, continuous shock)
Vibration (operation)	5g (10 Hz ... 150 Hz / 10 cycles / axis / X, Y, Z)

Approvals

UL approval

Identification	UL/C-UL Listed UL 508
	UL 121201 Class I, Division 2, Groups A, B, C, D, T4A

Corrosive gas test

Identification	ISA S71.04.2013 G3 Harsh Group A
----------------	----------------------------------

Standards and regulations

CAPAROC PD 0V - Potential distributors



1110987

<https://www.phoenixcontact.com/us/products/1110987>

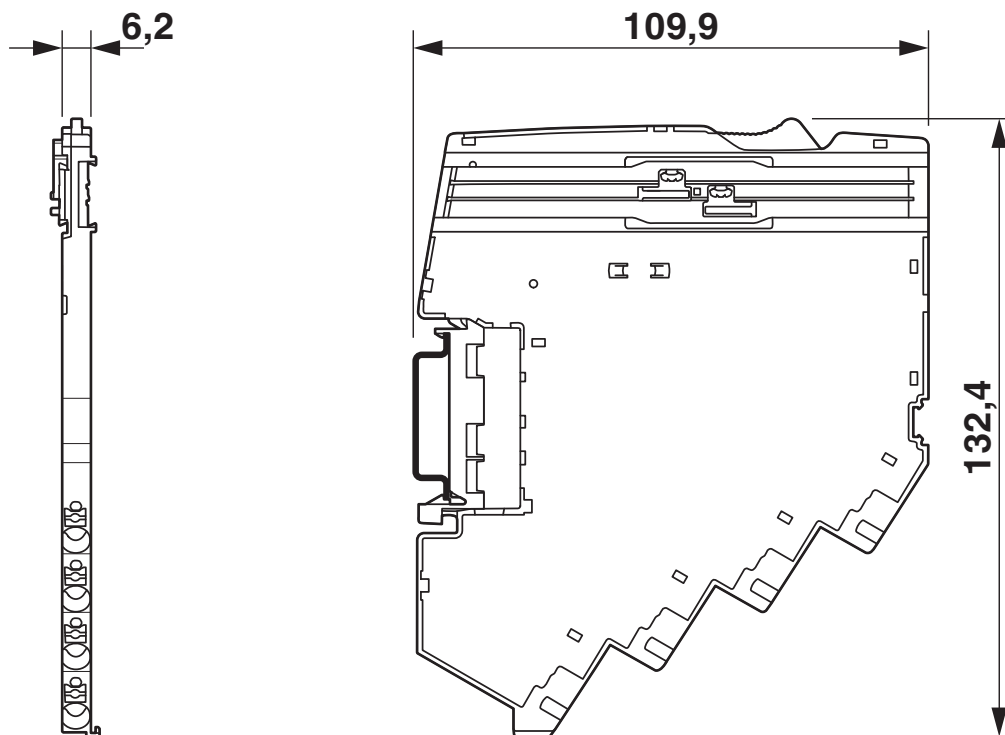
Standards/specifications	EN 61000-6-2
Note	EMC – Immunity for industrial areas
Standards/specifications	EN 61000-6-3
Note	EMC – Emission for residential, business and commercial properties and small operations
Standards/specifications	EN 60068-2-78
Note	Environmental influences – Moisture and heat, constant
Standards/specifications	EN 50178
Note	Equipping power installations with electronic equipment
Standards/specifications	EN 60068-2-6
Note	Environmental influences – Vibrations (sinusoidal)
Standards/specifications	EN 60068-2-27
Note	Environmental influences – Shocks

Mounting

Mounting type	pluggable onto CAPAROC CR... current rail
---------------	---

Drawings

Dimensional drawing



Product drawing



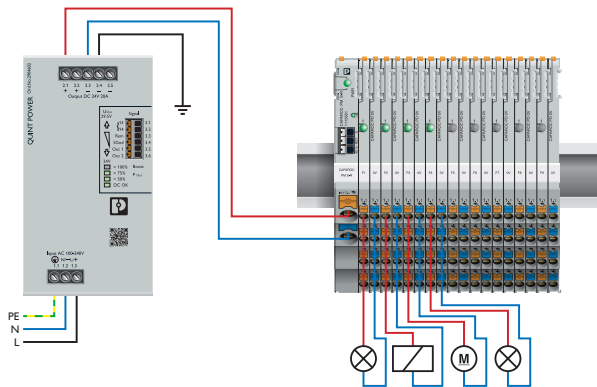
CAPAROC PD 0V - Potential distributors



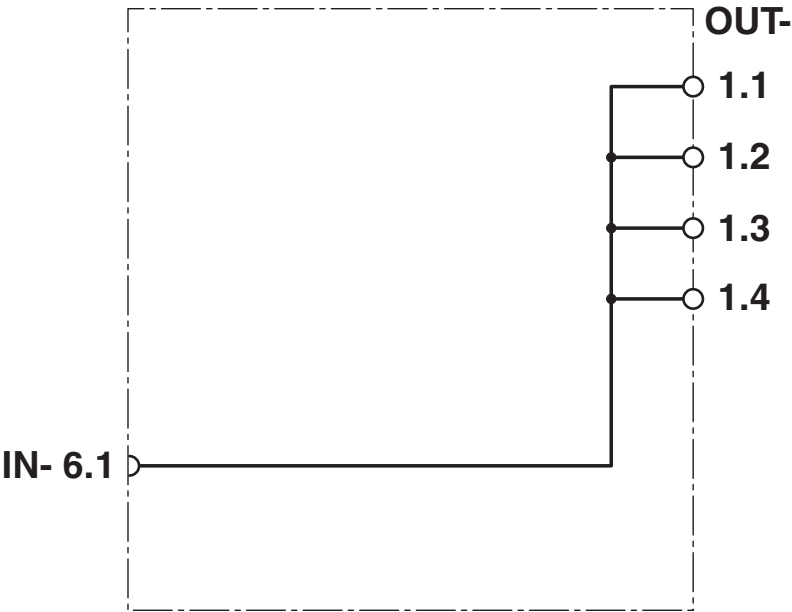
1110987

<https://www.phoenixcontact.com/us/products/1110987>

Application drawing



Block diagram



CAPAROC PD 0V - Potential distributors



1110987

<https://www.phoenixcontact.com/us/products/1110987>

Approvals

To download certificates, visit the product detail page: <https://www.phoenixcontact.com/us/products/1110987>



UL Listed

Approval ID: E123528



cUL Listed

Approval ID: E123528



cUL Listed

Approval ID: FILE E 483407



UL Listed

Approval ID: FILE E 483407

CAPAROC PD 0V - Potential distributors



1110987

<https://www.phoenixcontact.com/us/products/1110987>

Classifications

ECLASS

ECLASS-13.0	27140401
ECLASS-15.0	27140401

ETIM

ETIM 9.0	EC003538
----------	----------

UNSPSC

UNSPSC 21.0	39121400
-------------	----------

CAPAROC PD 0V - Potential distributors



1110987
<https://www.phoenixcontact.com/us/products/1110987>

Environmental product compliance

EU RoHS	
Fulfills EU RoHS substance requirements	Yes, No exemptions
China RoHS	
Environment friendly use period (EFUP)	EFUP-E
	No hazardous substances above the limits
EU REACH SVHC	
REACH candidate substance (CAS No.)	No substance above 0.1 wt%

Phoenix Contact 2025 © - all rights reserved
<https://www.phoenixcontact.com>

Phoenix Contact USA
586 Fulling Mill Road
Middletown, PA 17057, United States
(+717) 944-1300
info@phoenixcon.com