

# PSR-M-EF4-SDO4-DO4-SC - Extension module



1104856

<https://www.phoenixcontact.com/us/products/1104856>

Please be informed that the data shown in this PDF document is generated from our online catalog. Please find the complete data in the user documentation. Our general terms of use for downloads are valid.



Safe extension module with 4 safe outputs (0.4 A), 4 reset inputs, 4 signal outputs, TBUS interface, up to SIL 3, cat. 4/PL e, plug-in screw terminal block, TBUS connector included

## Product description

The configurable and individually scalable PSRmodular safety system is a flexible safety solution for monitoring your machine or system. The safe extension module provides the system additional safe outputs as well as signal outputs.

## Your advantages

- Cost-effective safety solution with a high level of adaptability to individual requirements
- Fast startup, thanks to easy hardware and software configuration
- Machine downtimes minimized with comprehensive, easy-to-understand diagnostics
- Low housing width of just 22.6 mm
- Up to Cat. 4/PL e in accordance with ISO 13849-1, SIL 3 in accordance with EN IEC 62061, SIL 3 in accordance with IEC 61508
- Suitable for elevator applications in accordance with EN 81-20

## Commercial data

Item number	1104856
Packing unit	1 pc
Minimum order quantity	1 pc
Sales key	DN02
Product key	DNA362
GTIN	4055626971056
Weight per piece (including packing)	192.2 g
Weight per piece (excluding packing)	159 g
Customs tariff number	85371098
Country of origin	IT

## Technical data

### Notes

#### Note on application

Note on application	Only for industrial use
---------------------	-------------------------

### Product properties

Product type	Safety device
Application	Safe shutdown
Control	1 and 2 channel

#### Insulation characteristics

Protection class	III
------------------	-----

#### Insulation characteristics

Overvoltage category	II
Degree of pollution	2

#### Times

Response time	see user manual
Restart time	min. 5 s (Boot time)
	max. 10 s (Boot time)

### Electrical properties

Maximum power dissipation for nominal condition	6.67 W (with max. permissible load)
Nominal operating mode	100% operating factor
Interfaces	DIN rail TBUS for connection to the master module, supplied as standard
Rated surge voltage/insulation	Basic insulation 4 kV between 24 V power supply and I/Os to the housing

#### Supply

Designation	A1/A2
Rated control circuit supply voltage $U_S$	19.2 V DC ... 28.8 V DC
Rated control circuit supply voltage $U_S$	24 V DC -20 % / +20 % (external fuse, typically 6 A)
Rated control supply current $I_S$	typ. 30 mA (Outputs inactive)
	typ. 55 mA (Outputs active, without load)
Power consumption at $U_S$	typ. 0.72 W (Outputs inactive)
Inrush current	< 10 A ( $\Delta t = 1$ ms at $U_S$ )
Filter time	typ. 5 ms (at A1 in the event of voltage dips at $U_S$ )
Protective circuit	Serial protection against polarity reversal

#### Supply

Designation	24V/0V
Rated control circuit supply voltage $U_S$	24 V DC -20 % / +20 % (provide external protection, typically 5 A)

# PSR-M-EF4-SDO4-DO4-SC - Extension module



1104856

<https://www.phoenixcontact.com/us/products/1104856>

Rated control supply current $I_S$	See supply A1/A2
Inrush current	10 A ( $\Delta t = 1 \text{ ms}$ at $U_S$ )
Filter time	typ. 1 ms (in the event of voltage dips)
Protective circuit	Serial protection against polarity reversal

## Input data

Digital: Reset inputs (FBK1, FBK2, FBK3, FBK4)

Description of the input	IEC 61131-2 type 3
Number of inputs	4
Input voltage range "0" signal	0 V DC ... 5 V DC
Input voltage range "1" signal	11 V DC ... 28.8 V DC
Input current range "0" signal	< 1 mA
Filter time	250 ms $\pm$ 2 ms (Test pulse rate > 500 ms)
Cable length	max. 100 m (per input)
Max. permissible overall conductor resistance	1.2 k $\Omega$ (Input and reset circuit at $U_S$ )
Current consumption	typ. 10 mA (typ. with $U_S$ ) max. 13 mA (at a control voltage of 28.8 V DC)

## Output data

Digital: O1A, O1B, O2A, O2B, O3A, O3B, O4A, O4B

Output description	Safety-related digital outputs PNP, OSSD IEC 61131-2 type 0.5 (observe limiting continuous current)
Number of outputs	8 (can be used as 4 x 2 channel outputs)
Short-circuit protection	Yes (self-limitation at 1.1 A)
Leakage current	max. 500 $\mu$ A
Cable length	max. 100 m (per output)
Ohmic load	min. 50 $\Omega$ (Observe limiting continuous current)
Max. capacitive load	max. 680 nF
Max. inductive load	max. 1.4 mH
Limiting continuous current	400 mA (per channel) 3.2 A (Total current of all safe digital outputs)
Inrush current	max. 750 mA ( $\Delta t \leq \text{⏏ s}$ )
Nominal output voltage	24 V DC (Supply via A1)
Nominal output voltage range	18 V DC ... 27.6 V DC ( $U_S - 1.2 \text{ V}$ )
Switching frequency	max. $1/4 \times t_{\text{Cycle}}$ [Hz]
Output voltage when switched off	< 0.1 V
Test pulses	< 80 $\mu$ s (Test pulse width of low test pulses) Test pulse rate for low test pulses > 2 x $T_{\text{Cycle}}$ < 20 $\mu$ s (Test pulse width, high test pulse) $\geq 1.5 \text{ s}$ (Test pulse rate, high test pulse)
Discharging circuit	Yes, internal

Signal: MO1, MO2, MO3, MO4

# PSR-M-EF4-SDO4-DO4-SC - Extension module



1104856

<https://www.phoenixcontact.com/us/products/1104856>

Output description	PNP, IEC 61131-2 Typ 0,1
	non-safety-related
	Reference ground A2/0V
Number of outputs	4
Output voltage when switched off	max. 0.1 V
Output voltage range	18.2 V DC ... 27.8 V DC ( $U_S - 1\text{ V}$ )
Voltage	24 V DC (via A1)
Maximum inrush current	1.1 A ( $\Delta t = 3\text{ s}$ at $U_S$ )
Limiting continuous current	100 mA (per channel)
	400 mA (Total current of all digital signal outputs)
Leakage current	max. 100 $\mu\text{A}$
Ohmic load	min. 180 $\Omega$ (Observe limiting continuous current)
Switching frequency	max. $1/4 \times t_{\text{Cycle}}$ [Hz]
Short-circuit protection	Yes (self-limitation at 1.1 A)
Discharging circuit	No
Cable length	max. 100 m (per output)

## Connection data

### Connection technology

pluggable	yes
-----------	-----

### Conductor connection

Connection method	Screw connection
Conductor cross-section rigid	0.2 mm <sup>2</sup> ... 2.5 mm <sup>2</sup>
Conductor cross-section flexible	0.2 mm <sup>2</sup> ... 2.5 mm <sup>2</sup>
Conductor cross-section AWG	24 ... 12
Stripping length	7 mm
Screw thread	M3
Tightening torque	0.5 Nm ... 0.6 Nm

## Signaling

Status display	1 x LED (green), 2 x LED (orange)
	8 x LED (yellow)
	4 x LED (green, red)
Operating voltage display	1 x LED (green)
Error indication	2 x LED (red)

## Dimensions

Width	22.61 mm
Height	112.58 mm
Depth	113.6 mm

## Material specifications

Color (Housing)	yellow (RAL 1018)
-----------------	-------------------

# PSR-M-EF4-SDO4-DO4-SC - Extension module



1104856

<https://www.phoenixcontact.com/us/products/1104856>

Housing material	Polyamide PA non-reinforced
------------------	-----------------------------

## Characteristics

### Safety data

Stop category	0
---------------	---

### Safety data: EN ISO 13849

Performance level (PL)	e (2-channel wiring)
	d (1-channel wiring)

### Safety data: IEC 61508 - High-demand for 2-channel wiring

Safety Integrity Level (SIL)	3
------------------------------	---

### Safety data: IEC 61508 - High-demand for 1-channel wiring

Safety Integrity Level (SIL)	2
------------------------------	---

### Safety data: EN IEC 62061

Safety Integrity Level (SIL)	3 (2-channel wiring)
	2 (1-channel wiring)

## Environmental and real-life conditions

### Ambient conditions

Degree of protection	IP20
Min. degree of protection of inst. location	IP54
Ambient temperature (operation)	-10 °C ... 55 °C (observe derating)
Ambient temperature (storage/transport)	-20 °C ... 85 °C
Maximum altitude	≤ 2000 m (Above sea level)
Max. permissible humidity (storage/transport)	95 % (non-condensing)
Max. permissible relative humidity (operation)	95 % (non-condensing)
Shock	10g for $\Delta t = 16$ ms (continuous shock, 1000 shocks in each space direction)
Vibration (operation)	10 Hz ... 150 Hz, 2g

## Approvals

### CE

Identification	CE-compliant
----------------	--------------

## Mounting

Mounting type	DIN rail mounting
Assembly note	Observe derating
Mounting position	vertical or horizontal

PSR-M-EF4-SDO4-DO4-SC - Extension module

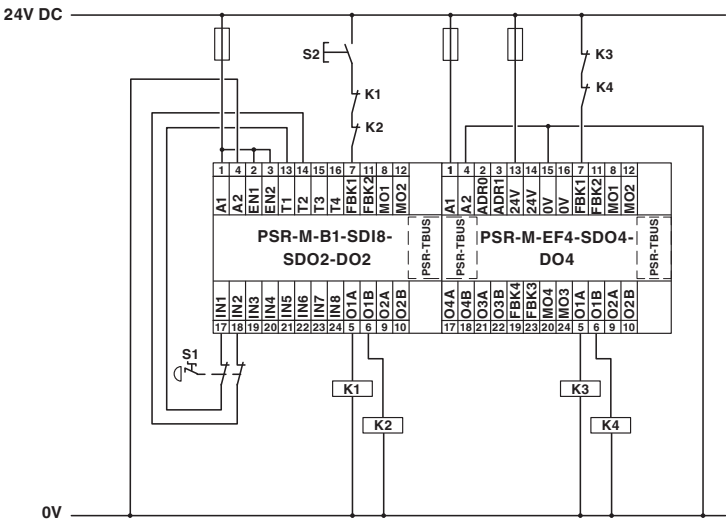
1104856

https://www.phoenixcontact.com/us/products/1104856

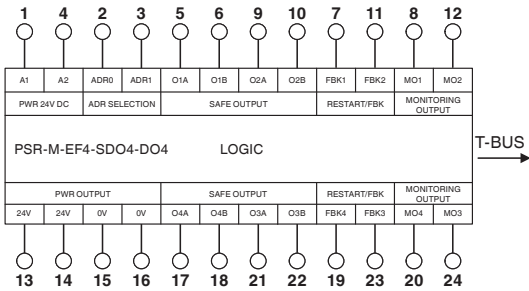


Drawings

Application drawing



Block diagram



Block diagram


# PSR-M-EF4-SDO4-DO4-SC - Extension module



1104856

<https://www.phoenixcontact.com/us/products/1104856>

## Approvals

 To download certificates, visit the product detail page: <https://www.phoenixcontact.com/us/products/1104856>



**cULus Listed**

Approval ID: E238705



**Functional Safety**

Approval ID: Z10029429 0013Rev.02

# PSR-M-EF4-SDO4-DO4-SC - Extension module



1104856

<https://www.phoenixcontact.com/us/products/1104856>

## Classifications

### ECLASS

ECLASS-13.0	27371819
ECLASS-15.0	27371819

### ETIM

ETIM 9.0	EC001449
----------	----------

### UNSPSC

UNSPSC 21.0	39122200
-------------	----------



# PSR-M-EF4-SDO4-DO4-SC - Extension module



1104856

<https://www.phoenixcontact.com/us/products/1104856>

## Environmental product compliance

### EU RoHS

Fulfills EU RoHS substance requirements	Yes, No exemptions
---	--------------------

### China RoHS

Environment friendly use period (EFUP)	EFUP-E
	No hazardous substances above the limits

### EU REACH SVHC

REACH candidate substance (CAS No.)	No substance above 0.1 wt%
-------------------------------------	----------------------------

Phoenix Contact 2025 © - all rights reserved  
<https://www.phoenixcontact.com>

Phoenix Contact USA  
586 Fulling Mill Road  
Middletown, PA 17057, United States  
(+717) 944-1300  
[info@phoenixcon.com](mailto:info@phoenixcon.com)