

ICS50-B100X98-V-V-7035 - Mounting base housing



1076998

<https://www.phoenixcontact.com/us/products/1076998>

Please be informed that the data shown in this PDF document is generated from our online catalog. Please find the complete data in the user documentation. Our general terms of use for downloads are valid.



DIN rail housing, Lower housing part with metal foot catch, Level 1: with vents, width: 50.1 mm, height: 100 mm, depth: 108.35 mm, color: light gray (similar RAL 7035), cross connection: DIN rail bus connector (optional), number of positions cross connector: 8

Your advantages

- Flexible use, thanks to the modular system and unique modularity in the connection technology
- Standardized connections such as RJ45, USB, D-SUB and antenna sockets as components that can be integrated
- Optimal space utilization, as well as adaptability of design, colors, and printing
- Eight-position DIN rail connectors with parallel and up to two serial contacts for easy module-to-module communication

Commercial data

Item number	1076998
Packing unit	5 pc
Minimum order quantity	5 pc
Sales key	AC09
Product key	ACHAEB
GTIN	4055626785882
Weight per piece (including packing)	68.72 g
Weight per piece (excluding packing)	48.7 g
Customs tariff number	85472000
Country of origin	DE

ICS50-B100X98-V-V-7035 - Mounting base housing



1076998

<https://www.phoenixcontact.com/us/products/1076998>

Technical data

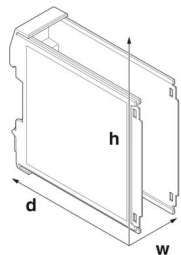
Notes

Assembly note	Please observe the application note in the download area.
Recommendation	Material of contact pads for bus connector, galvanic gold (hard gold)

Product properties

Product type	Enclosure bottom part
Housing type	DIN rail housing
Housing series	ICS
Product family	ICS50-..100X..
Max. number of positions	60 (pitch: 3.5 mm) 48 (pitch: 5 mm)
Number of rows	4
Number (Connection openings)	12
Ventilation openings present	yes

Dimensions

Dimensional drawing	
Width	50.1 mm
Height	100 mm
Depth	108.35 mm
Depth from top edge of DIN rail to support point on upper part	98.15 mm
Dimensions	50.1 mm x 100 mm x 110 mm (Lower housing part from the top edge of the DIN rail with upper housing part) 50.1 mm x 100 mm x 116.7 mm (Lower housing part with upper housing part)

PCB design

PCB thickness	1.4 mm ... 1.8 mm
---------------	-------------------

Material specifications

Color (Lower housing part)	light gray (RAL 7035)
Material Lower housing part	PA
Flammability rating according to UL 94	V0
CTI according to IEC 60112	600
Surface characteristics	untreated

Environmental and real-life conditions

Vibration test

Specification	IEC 60068-2-6:2007-12
Frequency	10 - 150 - 10 Hz
Sweep speed	1 octave/min
Amplitude	0.15 mm (10 Hz ... 58.1 Hz)
Acceleration	2g (58.1 Hz ... 150 Hz)
Test duration per axis	2.5 h
Test directions	X-, Y- and Z-axis

Glow-wire test

Specification	IEC 60695-2-11:2014-02
Temperature	850 °C
Time of exposure	30 s

Thermal stability / ball thrust test

Specification	IEC 60695-10-2:2014-02
Temperature	125 °C
Test duration	1 h
Force	20 N

Mechanical strength / tumbling barrel

Specification	IEC 60068-2-31:2008-05
Height of fall	50 cm
Frequency	50

Shocks

Specification	IEC 60068-2-27:2008-02
Pulse shape	Semi-sinusoidal
Acceleration	15g
Shock duration	11 ms
Number of shocks per direction	3
Test directions	X-, Y- and Z-axis (pos. and neg.)

Test for substances that would hinder coating with paint or varnish

Specification	VDMA 24364:2018-05
Result	Test passed

Degree of protection (IP code)

Specification	IEC 60529:1989-11 + AMD 1:1999-11 + AMD 2:2013-08
Result, degree of protection, IP code	IP20

Ambient conditions

Max. IP code to attain	IP20
Ambient temperature (operation)	-40 °C ... 105 °C (depending on power dissipation)
Ambient temperature (storage/transport)	-40 °C ... 55 °C

ICS50-B100X98-V-V-7035 - Mounting base housing



1076998

<https://www.phoenixcontact.com/us/products/1076998>

Ambient temperature (assembly)	-5 °C ... 100 °C
Relative humidity (storage/transport)	80 %

PCB data

Number of PCB holders	4
Type of PCB mount	Latching
Thickness of the PCB	1.4 mm ... 1.8 mm

Mounting

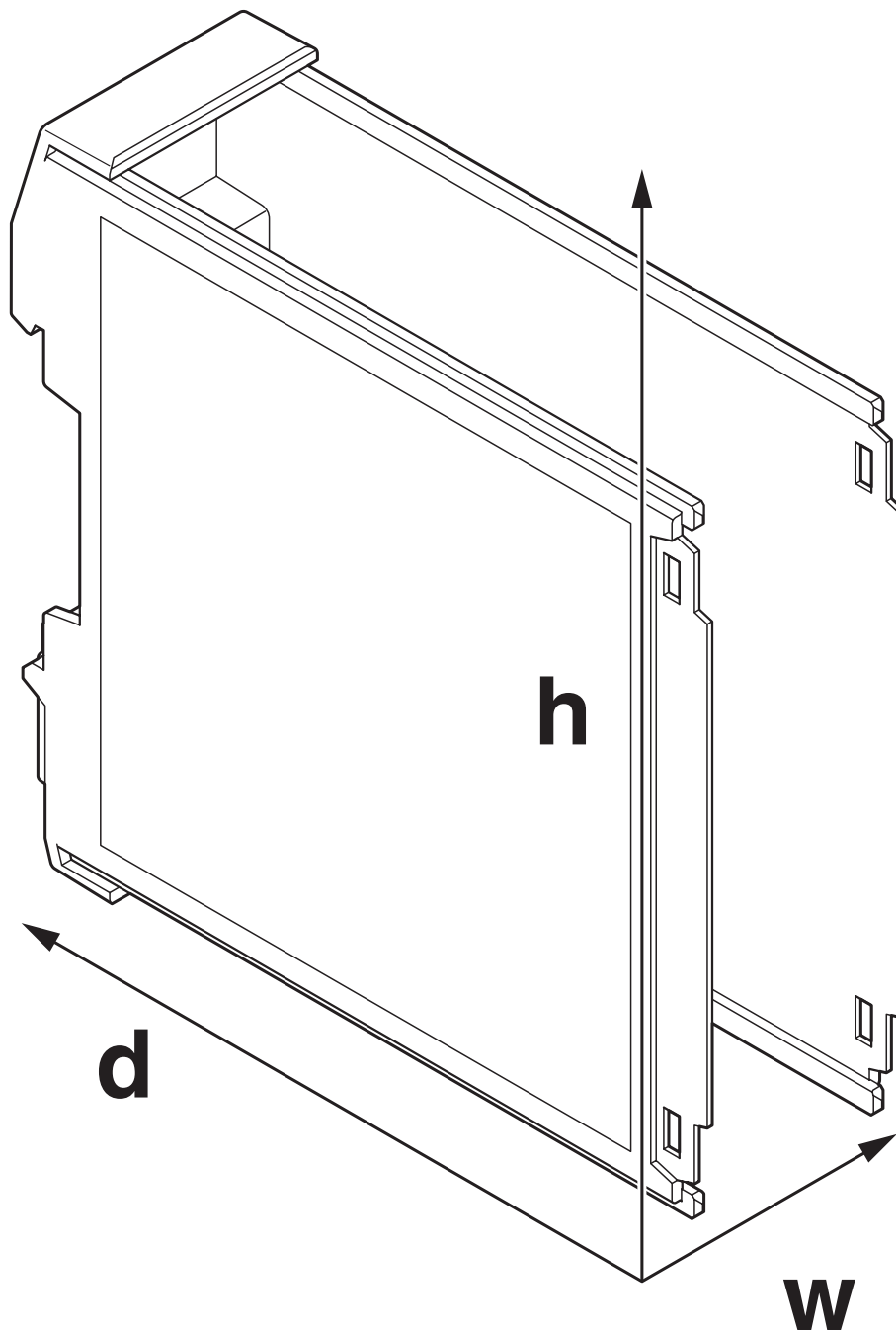
Mounting type	DIN rail mounting
---------------	-------------------

Packaging specifications

Type of packaging	packed in cardboard
Outer packaging type	Carton

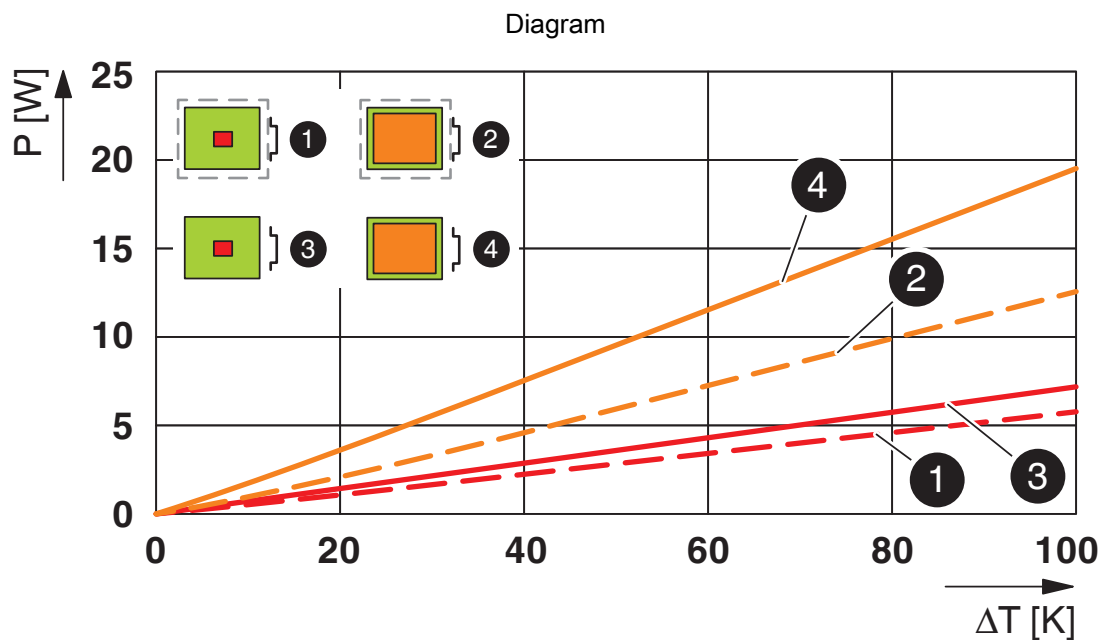
Drawings

Dimensional drawing

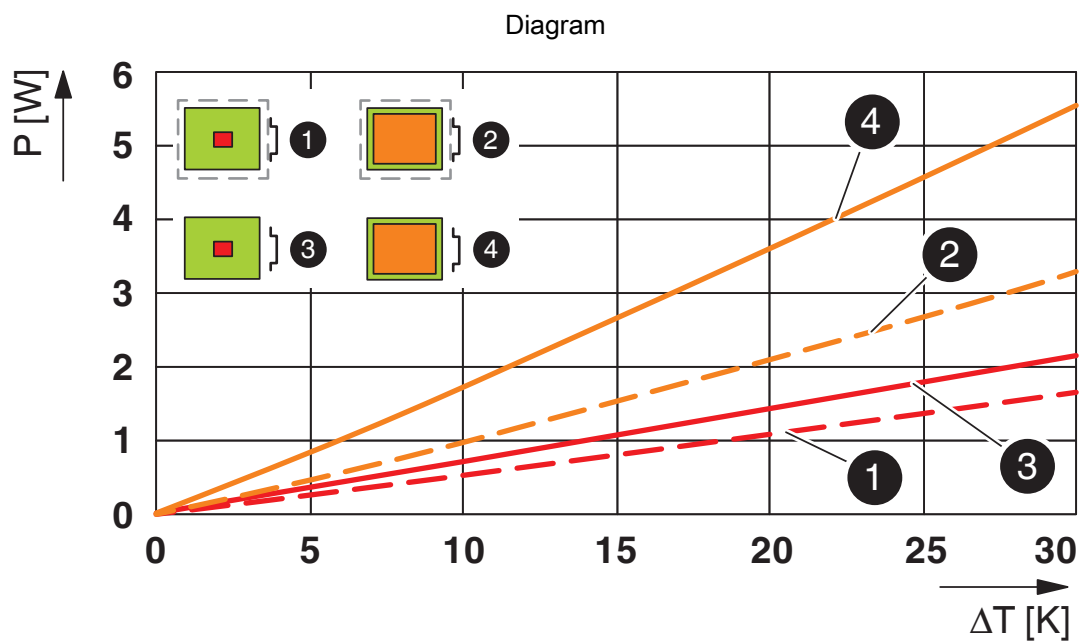


Schematic figure for illustrating the item dimensions. The figure is not of the desired product. For further details, refer to the product drawings in the "Downloads" tab.

1076998

<https://www.phoenixcontact.com/us/products/1076998>

Power dissipation diagram for 0 K ... 100 K



Power dissipation diagram for 0 K ... 30 K

ICS50-B100X98-V-V-7035 - Mounting base housing



1076998

<https://www.phoenixcontact.com/us/products/1076998>

Classifications

ECLASS

ECLASS-13.0	27190601
ECLASS-15.0	27190601

ETIM

ETIM 9.0	EC002779
----------	----------

UNSPSC

UNSPSC 21.0	31261500
-------------	----------

ICS50-B100X98-V-V-7035 - Mounting base housing



1076998
<https://www.phoenixcontact.com/us/products/1076998>

Environmental product compliance

EU RoHS	
Fulfills EU RoHS substance requirements	Yes, No exemptions
China RoHS	
Environment friendly use period (EFUP)	EFUP-E
	No hazardous substances above the limits
EU REACH SVHC	
REACH candidate substance (CAS No.)	No substance above 0.1 wt%

Phoenix Contact 2025 © - all rights reserved
<https://www.phoenixcontact.com>

Phoenix Contact USA
586 Fulling Mill Road
Middletown, PA 17057, United States
(+717) 944-1300
info@phoenixcon.com