

SACC-E-M12MSS-3P-M16/1,5 PE - Device connector front mounting



1068167

<https://www.phoenixcontact.com/us/products/1068167>

Please be informed that the data shown in this PDF document is generated from our online catalog. Please find the complete data in the user documentation. Our general terms of use for downloads are valid.



Device connector front mounting, Power, 3-position, Pin, M12, S-coding, Individual wires, cable length: 1.5 m, 1.31 mm², PP litz wire, potted, this item is expected to be lead-free from Q1 2026 in accordance with RoHS II without exception 6c (Pb < 0.1%), a lead-free alternative is possible on request in advance

Your advantages

- For compact devices: transmit high power in a confined space
- For industrial infrastructure applications
- Protection against mismatching thanks to S-coding
- Preassembled with litz wires for immediate use
- Customer-specific assemblies and litz wire lengths available
- Sealed on the litz wire side for optimum leak-tightness
- For high transmission safety: shield connection to the housing with optional EMC nut

Commercial data

Item number	1068167
Packing unit	1 pc
Minimum order quantity	1 pc
Note	Made to order (non-returnable)
Sales key	AB24
Product key	ABQCEG
GTIN	4055626740508
Weight per piece (including packing)	89 g
Weight per piece (excluding packing)	82.363 g
Customs tariff number	85444290
Country of origin	DE

SACC-E-M12MSS-3P-M16/1,5 PE - Device connector front mounting



1068167

<https://www.phoenixcontact.com/us/products/1068167>

Technical data

Notes

Notes on operation	The electrical and mechanical data specified assume that the connector pair is correctly locked and mounted. If the connector is unlocked and if there is a danger of contamination, the connector must be sealed using a protective cap > IP54. Influences arising from litz wires, cables or PCB assembly must also be taken into consideration.
--------------------	--

Safety note

Safety note	<p>WARNING: The connectors may not be plugged in or disconnected under load. Ignoring the warning or improper use may damage persons and/or property.</p> <ul style="list-style-type: none">• WARNING: Commission properly functioning products only. The products must be regularly inspected for damage. Decommission defective products immediately. Replace damaged products. Repairs are not possible.• WARNING: Only electrically qualified personnel may install and operate the product. They must observe the following safety notes. The qualified personnel must be familiar with the basics of electrical engineering. They must be able to recognize and prevent danger. The relevant symbol on the packaging indicates that only personnel familiar with electrical engineering are allowed to install and operate the product.• The products are suitable for applications in plant, controller, and electrical device engineering.• When operating the connectors in outdoor applications, they must be separately protected against environmental influences.• Assembled products may not be manipulated or improperly opened.• Only use mating connectors that are specified in the technical data of the standards listed (e.g. the ones listed in the product accessories online at phoenixcontact.com/products).• When using the product in direct connection with third-party manufacturers, the user is responsible.• For operating voltages > 50 V AC, conductive connector housings must be grounded• Ensure that when laying the cable, the tensile load on the connectors does not exceed the upper limit specified in the standards.• Observe the corresponding technical data. You will find information:<ul style="list-style-type: none">o On the producto On the packing labelo In the supplied documentationo Online at phoenixcontact.com/products under the product• Only use tools recommended by Phoenix Contact• Use a protective cap to protect connectors that are not in use. The suitable accessories are available online in the accessory section of the product at phoenixcontact.com/products
-------------	--

SACC-E-M12MSS-3P-M16/1,5 PE - Device connector front mounting



1068167

<https://www.phoenixcontact.com/us/products/1068167>

- Ensure that the protective or functional ground has been properly connected.
- VDE 0100/1.97 § 411.1.3.2 and DIN EN 60 204/11.98 § 14.1.3 are applicable when combining several circuits in a cable and/or connector
- The connector warms up in normal operation. Depending on the ambient conditions, the surface of the connector can continue to warm up. In this case, the user is responsible for posting warnings (e.g. DIN EN ISO 13732-1:2008-12).

Mounting

Mounting type	Front mounting (M16 x 1,5)
Tightening torque	3 Nm ... 4 Nm (M12 connector)

Product properties

Product type	Circular connectors (device side)
Application	Power
Sensor type	Power
Number of positions	3
No. of cable outlets	1
Shielded	no
Coding	S
Thread type	M12

Insulation characteristics

Overvoltage category	III
Degree of pollution	3

Material specifications

Material Molding compound	PUR (potted)
Flammability rating according to UL 94	V0
Seal material	FKM
Contact material	CuZn
Contact surface material	Ni/Au
Contact carrier material	PA
Material for screw connection	CuZn alloy, nickel-plated
Conductor material	Bare Cu litz wires

Electrical properties

Rated voltage in acc. with IEC 61076-2-101	630 V
Rated surge voltage	6 kV AC
Rated surge voltage	6 kV AC
Contact resistance	≤ 3 mΩ
Insulation resistance	≥ 100 MΩ
Nominal voltage U _N	60 V

SACC-E-M12MSS-3P-M16/1,5 PE - Device connector front mounting



1068167

<https://www.phoenixcontact.com/us/products/1068167>

Nominal current I_N	12 A
Test voltage	6 kV

Connection data

Conductor connection

Connection method	Individual wires
Contact connection type	Pin
Conductor cross-section	1.31 mm ²
Tightening torque	3 Nm ... 4 Nm (M12 connector)

Mechanical properties

Mechanical data

Insertion/withdrawal cycles	> 100
-----------------------------	-------

Connector

Connection 1

Head design	Pin
Head thread type	M12
Coding	S

Cable/line

Cable length	1.5 m
Cable type	PP litz wire
Signal type/category	Power
Single wire, color	black 1, black 2, green/yellow
Cable cross section	1.31 mm ²
Conductor material	Bare Cu litz wires
AWG signal line	16
Material wire insulation	mPPE
Halogen-free	yes
Flame resistance	in acc. to UL 1581 VW1
Ambient temperature (operation)	-40 °C ... 105 °C (without mechanical actuation)
	-40 °C ... 105 °C (without mechanical actuation)
	-30 °C ... 90 °C (Cable, flexible installation)

Environmental and real-life conditions

Ambient conditions

Degree of protection	IP65
	IP67
Ambient temperature (operation) (male connector/female connector)	-25 °C ... 85 °C (Plug / socket)

SACC-E-M12MSS-3P-M16/1,5 PE - Device connector front mounting



1068167

<https://www.phoenixcontact.com/us/products/1068167>

Ambient temperature (operation) (Cable, fixed installation)	-40 °C ... 105 °C (without mechanical actuation)
Ambient temperature (operation) (Cable, flexible installation)	-30 °C ... 90 °C (Cable, flexible installation)
Ambient temperature (operation) (Cable, fixed installation)	-40 °C ... 90 °C (cable, fixed installation)
UL Type Rating	Type 4 (indoor use only)

Standards and regulations

Flame resistance	in acc. to UL 1581 VW1
Standard designation	M12 circular connector
Standards/specifications	according to IEC 61076-2-111

SACC-E-M12MSS-3P-M16/1,5 PE - Device connector front mounting




1068167

<https://www.phoenixcontact.com/us/products/1068167>

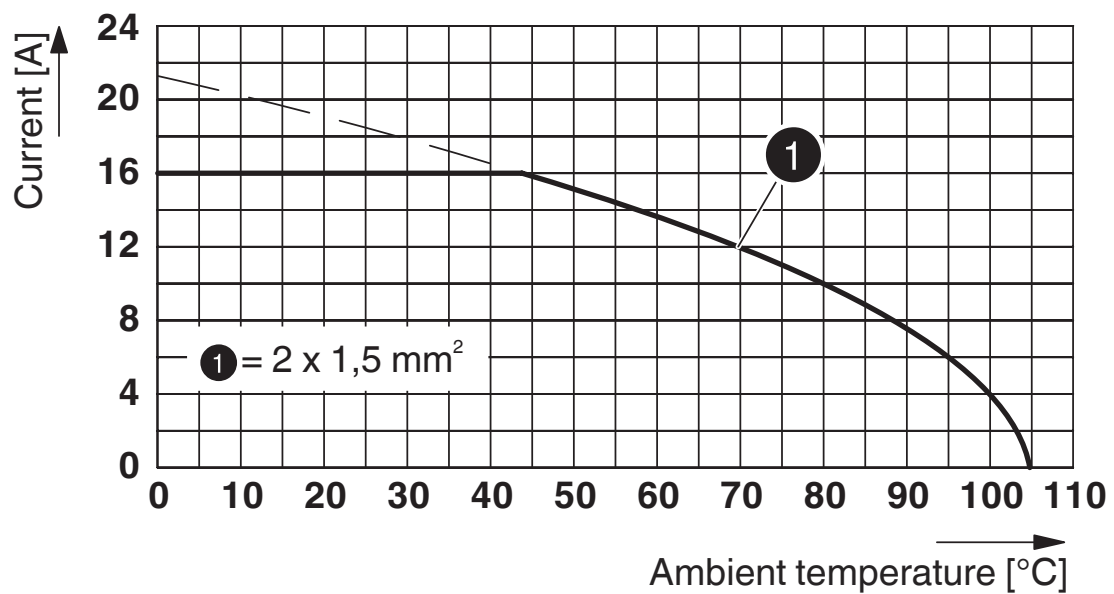
Drawings

Schematic diagram



Pin assignment of M12 plug, 3-pos., S-coded, view of pin side

Diagram



Derating diagram

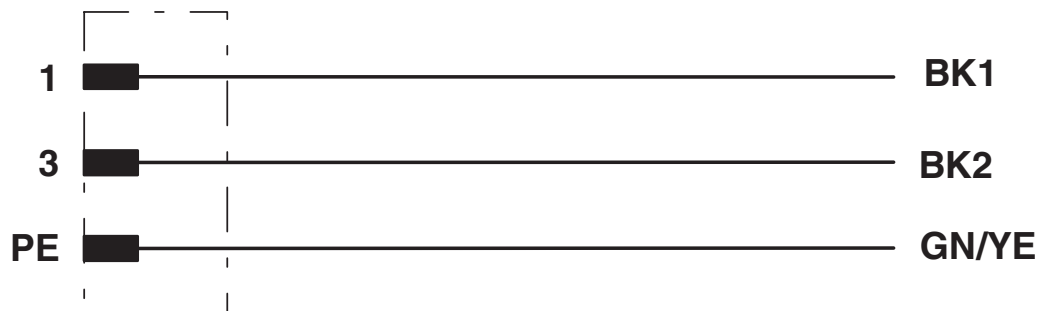
SACC-E-M12MSS-3P-M16/1,5 PE - Device connector front mounting



1068167

<https://www.phoenixcontact.com/us/products/1068167>

Circuit diagram



Contact assignment of the M12 plug

SACC-E-M12MSS-3P-M16/1,5 PE - Device connector front mounting





1068167

<https://www.phoenixcontact.com/us/products/1068167>

Approvals

To download certificates, visit the product detail page: <https://www.phoenixcontact.com/us/products/1068167>

keine	 cUL Recognized Approval ID: E468743-20190917			
	Nominal voltage U _N	Nominal current I _N	Cross section AWG	Cross section mm ²
	600 V	12 A	16	-

keine	 UL Recognized Approval ID: E468743-20190917			
	Nominal voltage U _N	Nominal current I _N	Cross section AWG	Cross section mm ²
	600 V	12 A	16	-

SACC-E-M12MSS-3P-M16/1,5 PE - Device connector front mounting



1068167

<https://www.phoenixcontact.com/us/products/1068167>

Classifications

ECLASS

ECLASS-13.0	27440103
ECLASS-15.0	27440103

ETIM

ETIM 9.0	EC003570
----------	----------

UNSPSC

UNSPSC 21.0	39121400
-------------	----------

SACC-E-M12MSS-3P-M16/1,5 PE - Device connector front mounting



1068167

<https://www.phoenixcontact.com/us/products/1068167>

Environmental product compliance

EU RoHS

Fulfills EU RoHS substance requirements	Yes
Exemption	6(c)

China RoHS

Environment friendly use period (EFUP)	EFUP-50
	An article-related China RoHS declaration table can be found in the download area for the respective article under "Manufacturer declaration". For all articles with EFUP-E, no China RoHS declaration table issued and required.

EU REACH SVHC

REACH candidate substance (CAS No.)	Lead(CAS: n/a)
SCIP	c05b2c23-0333-4c7a-bdfa-99eb04b84d70

Phoenix Contact 2025 © - all rights reserved
<https://www.phoenixcontact.com>

Phoenix Contact USA
586 Fulling Mill Road
Middletown, PA 17057, United States
(+717) 944-1300
info@phoenixcon.com