

TDPT 4/ 4-SP-6,35-ZB - PCB terminal block



1017523

<https://www.phoenixcontact.com/us/products/1017523>

Please be informed that the data shown in this PDF document is generated from our online catalog. Please find the complete data in the user documentation. Our general terms of use for downloads are valid.



Printed circuit board terminal, nominal current: 41 A, rated voltage (III/2): 1000 V, nominal cross section: 4 mm², number of potentials: 4, number of rows: 1, number of positions per row: 4, product range: TDPT 4/..-SP, pitch: 6.35 mm, connection method: Push-in spring connection, mounting: Wave soldering, conductor/PCB connection direction: 0 °, color: green, Pin layout: Zigzag pinning W, Solder pin [P]: 3.5 mm, number of solder pins per potential: 1, type of packaging: packed in cardboard

Your advantages

- Easy to adapt, thanks to their identical size and the same pinning for Push-in spring connections as for screw connections
- Time saving push-in connection, tools not required
- Defined contact force ensures that contact remains stable over the long term
- Intuitive operation due to color-coded actuating push button

Commercial data

Item number	1017523
Packing unit	50 pc
Minimum order quantity	50 pc
Sales key	AA14
Product key	AANBCA
GTIN	4055626501550
Weight per piece (including packing)	14.01 g
Weight per piece (excluding packing)	13.91 g
Customs tariff number	85369010
Country of origin	CN

TDPT 4/ 4-SP-6,35-ZB - PCB terminal block



1017523

<https://www.phoenixcontact.com/us/products/1017523>

Technical data

Product properties

Product type	Printed circuit board terminal
Product family	TDPT 4/...-SP
Product line	COMBICON Terminals L
Number of positions	4
Pitch	6.35 mm
Number of connections	4
Number of rows	1
Number of potentials	4
Pin layout	Zigzag pinning W
Solder pins per potential	1

Electrical properties

Properties

Nominal current I_N	41 A
Nominal voltage U_N	1000 V
Rated voltage (III/3)	800 V
Rated surge voltage (III/3)	8 kV
Rated voltage (III/2)	1000 V
Rated surge voltage (III/2)	8 kV
Rated voltage (II/2)	1000 V
Rated surge voltage (II/2)	6 kV

Connection data

Connection technology

Nominal cross section	4 mm ²
-----------------------	-------------------

Conductor connection

Connection method	Push-in spring connection
Conductor cross-section rigid	0.2 mm ² ... 6 mm ² (Conductor connection with open terminal point) 1 mm ² ... 6 mm ² (Push-in connection)
Conductor cross-section flexible	0.2 mm ² ... 6 mm ²
Conductor cross-section AWG	24 ... 10
Conductor cross-section flexible, with ferrule without plastic sleeve	0.2 mm ² ... 4 mm ²
Conductor cross-section, flexible, with ferrule, with plastic sleeve	0.2 mm ² ... 4 mm ²
2 conductors with same cross section, solid	0.2 mm ² ... 1.5 mm ²
2 conductors with the same cross section, flexible, with TWIN ferrule with plastic sleeve	0.5 mm ² ... 1.5 mm ²
Stripping length	10 mm
Tightening torque	0.6 Nm ... 0.8 Nm

TDPT 4/ 4-SP-6,35-ZB - PCB terminal block



1017523

<https://www.phoenixcontact.com/us/products/1017523>

Mounting

Mounting type	Wave soldering
Pin layout	Zigzag pinning W

Material specifications

Material data - contact

Note	WEEE/RoHS-compliant, free of whiskers according to IEC 60068-2-82/JEDEC JESD 201
Contact material	Cu alloy
Surface characteristics	Tin-plated
Metal surface terminal point (top layer)	Tin (10 - 16 µm Sn)
Metal surface soldering area (top layer)	Tin (10 - 16 µm Sn)

Material data - housing

Color (Housing)	green (6021)
Insulating material	PA
Insulating material group	I
CTI according to IEC 60112	600
Flammability rating according to UL 94	V0
Glow wire flammability index GWFI according to EN 60695-2-12	850
Glow wire ignition temperature GWIT according to EN 60695-2-13	775
Temperature for the ball pressure test according to EN 60695-10-2	125 °C

Material data – actuating element

Color (Actuating element)	orange (2003)
Insulating material	PA
Insulating material group	I
CTI according to IEC 60112	600
Flammability rating according to UL 94	V0

Dimensions

Dimensional drawing	
Pitch	6.35 mm
Width [w]	26.2 mm
Height [h]	26.9 mm
Length [l]	20.75 mm
Installed height	23.4 mm
Solder pin length [P]	3.5 mm

TDPT 4/ 4-SP-6,35-ZB - PCB terminal block



1017523

<https://www.phoenixcontact.com/us/products/1017523>

Pin dimensions	1.7 x 0.8 mm
PCB design	
Hole diameter	1.7 mm

Mechanical tests

Test for conductor damage and slackening

Specification	IEC 60999-1:1999-11
Result	Test passed

Pull-out test

Specification	IEC 60999-1:1999-11
Conductor cross-section/conductor type/tractive force setpoint/actual value	0.2 mm ² / solid / > 10 N
	0.2 mm ² / flexible / > 10 N
	6 mm ² / solid / > 80 N
	6 mm ² / flexible / > 80 N

Electrical tests

Temperature-rise test

Specification	IEC 60947-7-4:2013-08
Requirement temperature-rise test	The sum of ambient temperature and temperature rise of the PCB terminal block shall not exceed the upper limiting temperature.

Short-time withstand current

Specification	IEC 60947-7-4:2013-08
---------------	-----------------------

Insulation resistance

Specification	IEC 60512-3-1:2002-02
---------------	-----------------------

Air clearances and creepage distances |

Specification	IEC 60947-1:2007-06 + A1:2010-12 + A2:2014-09
Insulating material group	I
Comparative tracking index (IEC 60112)	CTI 600
Rated insulation voltage (III/3)	800 V
Rated surge voltage (III/3)	8 kV
minimum clearance value - non-homogenous field (III/3)	8 mm
minimum creepage distance (III/3)	10 mm
Rated insulation voltage (III/2)	1000 V
Rated surge voltage (III/2)	8 kV
minimum clearance value - non-homogenous field (III/2)	8 mm
minimum creepage distance (III/2)	8 mm
Rated insulation voltage (II/2)	1000 V
Rated surge voltage (II/2)	6 kV
minimum clearance value - non-homogenous field (II/2)	8 mm
minimum creepage distance (II/2)	8 mm

TDPT 4/ 4-SP-6,35-ZB - PCB terminal block



1017523

<https://www.phoenixcontact.com/us/products/1017523>

Environmental and real-life conditions

Vibration test

Specification	IEC 60068-2-6:2007-12
Frequency	10 - 150 - 10 Hz
Sweep speed	1 octave/min
Amplitude	0.35 mm (10 Hz ... 60.1 Hz)
Acceleration	5g (60.1 Hz ... 150 Hz)
Test duration per axis	2.5 h
Test directions	X-, Y- and Z-axis

Glow-wire test

Specification	IEC 60695-2-10:2013-04
Temperature	850 °C
Time of exposure	5 s

Aging

Specification	IEC 60947-7-4:2013-08
---------------	-----------------------

Ambient conditions

Ambient temperature (operation)	-40 °C ... 105 °C (Depending on the current carrying capacity/derating curve)
Ambient temperature (storage/transport)	-40 °C ... 70 °C
Relative humidity (storage/transport)	30 % ... 70 %
Ambient temperature (assembly)	-5 °C ... 105 °C

Packaging specifications

Type of packaging	packed in cardboard
-------------------	---------------------

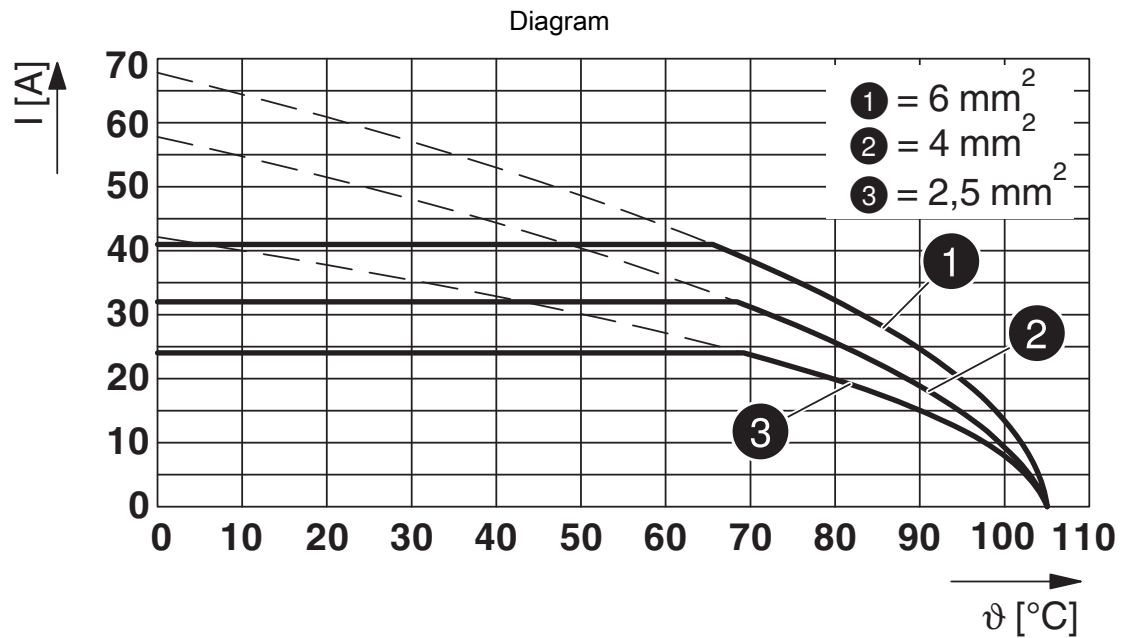
TDPT 4/ 4-SP-6,35-ZB - PCB terminal block



1017523

<https://www.phoenixcontact.com/us/products/1017523>

Drawings



Type: TDPT 4/...-SP-6,35-...

TDPT 4/ 4-SP-6,35-ZB - PCB terminal block





1017523

<https://www.phoenixcontact.com/us/products/1017523>

Approvals

To download certificates, visit the product detail page: <https://www.phoenixcontact.com/us/products/1017523>

 cULus Recognized Approval ID: E60425-20180122				
	Nominal voltage U_N	Nominal current I_N	Cross section AWG	Cross section mm^2
B				
	600 V	30 A	24 - 10	-
C				
	600 V	30 A	24 - 10	-

 VDE approval of drawings Approval ID: 40049168				
	Nominal voltage U_N	Nominal current I_N	Cross section AWG	Cross section mm^2
keine				
	1000 V	41 A	-	0.2 - 6

TDPT 4/ 4-SP-6,35-ZB - PCB terminal block



1017523

<https://www.phoenixcontact.com/us/products/1017523>

Classifications

ECLASS

ECLASS-13.0	27460101
ECLASS-15.0	27460101

ETIM

ETIM 9.0	EC002643
----------	----------

UNSPSC

UNSPSC 21.0	39121400
-------------	----------

TDPT 4/ 4-SP-6,35-ZB - PCB terminal block



1017523

<https://www.phoenixcontact.com/us/products/1017523>

Environmental product compliance

EU RoHS

Fulfills EU RoHS substance requirements	Yes, No exemptions
---	--------------------

China RoHS

Environment friendly use period (EFUP)	EFUP-E
	No hazardous substances above the limits

EU REACH SVHC

REACH candidate substance (CAS No.)	No substance above 0.1 wt%
-------------------------------------	----------------------------

Phoenix Contact 2025 © - all rights reserved
<https://www.phoenixcontact.com>

Phoenix Contact USA
586 Fulling Mill Road
Middletown, PA 17057, United States
(+717) 944-1300
info@phoenixcon.com