


# PTI 2,5-L/NT - Installation level terminal block



3213947

<https://www.phoenixcontact.com/us/products/3213947>

Please be informed that the data shown in this PDF document is generated from our online catalog. Please find the complete data in the user documentation. Our general terms of use for downloads are valid.



## Installation level terminal block, Assembly instructions:

For secure fastening of the neutral busbar, supports must be set at the beginning and end of each terminal strip as well as every 20 cm on longer terminal strips., nom. voltage: 400 V, nominal current: 24 A, Push-in connection, 1st, 2nd and 3rd level, Rated cross section: 2.5 mm<sup>2</sup>, cross section: 0.14 mm<sup>2</sup> - 4 mm<sup>2</sup>, Push-in connection, mounting type: NS 35/7,5, NS 35/15, color: gray

## Your advantages

- The terminal blocks with knife disconnect zone in the upper level meet the safety requirement regarding individual circuit isolation of DIN VDE 0100-718

## Commercial data

Item number	3213947
Packing unit	50 pc
Minimum order quantity	50 pc
Sales key	BE22
Product key	BE2253
GTIN	4046356609647
Weight per piece (including packing)	15.183 g
Weight per piece (excluding packing)	15.183 g
Customs tariff number	85369010
Country of origin	DE

# PTI 2,5-L/NT - Installation level terminal block



3213947

<https://www.phoenixcontact.com/us/products/3213947>

## Technical data

### Notes

General	<b>Assembly instructions:</b> For secure fastening of the neutral busbar, supports must be set at the beginning and end of each terminal strip as well as every 20 cm on longer terminal strips.
---------	---

### Product properties

Product type	Installation terminal block
Number of connections	3
Number of rows	3
Potentials	2

### Insulation characteristics

Overvoltage category	III
Degree of pollution	3

### Electrical properties

Rated surge voltage	4 kV
	6 kV
Maximum power dissipation for nominal condition	1.02 W
Current carrying capacity of the neutral busbar	140 A

### Connection data

Number of connections per level	2
Nominal cross section	2.5 mm <sup>2</sup>

### 1st, 2nd and 3rd level

Connection method	Push-in connection
Stripping length	8 mm ... 10 mm
Internal cylindrical gage	A3
Conductor cross-section rigid	0.14 mm <sup>2</sup> ... 4 mm <sup>2</sup>
Cross section AWG	26 ... 12 (converted acc. to IEC)
Conductor cross-section flexible	0.14 mm <sup>2</sup> ... 4 mm <sup>2</sup>
Conductor cross-section, flexible [AWG]	26 ... 12 (converted acc. to IEC)
Conductor cross-section flexible (ferrule without plastic sleeve)	0.14 mm <sup>2</sup> ... 2.5 mm <sup>2</sup>
Flexible conductor cross-section (ferrule with plastic sleeve)	0.14 mm <sup>2</sup> ... 2.5 mm <sup>2</sup>
2 conductors with the same cross section, flexible, with TWIN ferrule with plastic sleeve	0.5 mm <sup>2</sup>
Nominal current	24 A (with 4 mm <sup>2</sup> conductor cross-section)
Maximum load current	30 A (with 4 mm <sup>2</sup> conductor cross-section and 3-pos. terminal block)
Nominal voltage	400 V (phase conductor/phase conductor)
	phase conductor/PE
	250 V (phase conductor/N)

# PTI 2,5-L/NT - Installation level terminal block



3213947

<https://www.phoenixcontact.com/us/products/3213947>

Nominal cross section	2.5 mm <sup>2</sup>
Connection method	Push-in connection
2 conductors with the same cross section, flexible, with TWIN ferrule with plastic sleeve	0.5 mm <sup>2</sup>

1st, 2nd and 3rd level Connection cross sections directly pluggable

Conductor cross-section rigid	0.34 mm <sup>2</sup> ... 4 mm <sup>2</sup>
Conductor cross-section flexible (ferrule without plastic sleeve)	0.34 mm <sup>2</sup> ... 2.5 mm <sup>2</sup>
Flexible conductor cross-section (ferrule with plastic sleeve)	0.34 mm <sup>2</sup> ... 2.5 mm <sup>2</sup>

Connection cross sections directly pluggable

Conductor cross-section rigid	0.34 mm <sup>2</sup> ... 4 mm <sup>2</sup>
Conductor cross-section flexible (ferrule without plastic sleeve)	0.34 mm <sup>2</sup> ... 2.5 mm <sup>2</sup>
Flexible conductor cross-section (ferrule with plastic sleeve)	0.34 mm <sup>2</sup> ... 2.5 mm <sup>2</sup>

## Dimensions

Width	5.2 mm
End cover width	2.2 mm
Height	101 mm
Depth on NS 35/7,5	50.5 mm
Depth on NS 35/15	58 mm

## Material specifications

Color	gray (RAL 7042)
Flammability rating according to UL 94	V0
Insulating material group	I
Insulating material	PA
Static insulating material application in cold	-60 °C
Temperature index of insulation material (DIN EN 60216-1 (VDE 0304-21))	125 °C
Relative insulation material temperature index (Elec., UL 746 B)	130 °C
Fire protection for rail vehicles (DIN EN 45545-2) R22	HL 1 - HL 3
Fire protection for rail vehicles (DIN EN 45545-2) R23	HL 1 - HL 3
Fire protection for rail vehicles (DIN EN 45545-2) R24	HL 1 - HL 3
Fire protection for rail vehicles (DIN EN 45545-2) R26	HL 1 - HL 3
Calorimetric heat release NFPA 130 (ASTM E 1354)	27,5 MJ/kg
Surface flammability NFPA 130 (ASTM E 162)	passed
Specific optical density of smoke NFPA 130 (ASTM E 662)	passed
Smoke gas toxicity NFPA 130 (SMP 800C)	passed

## Mechanical properties

Mechanical data

Open side panel	Yes
-----------------	-----

## Environmental and real-life conditions

# PTI 2,5-L/NT - Installation level terminal block



3213947

<https://www.phoenixcontact.com/us/products/3213947>

## Ambient conditions

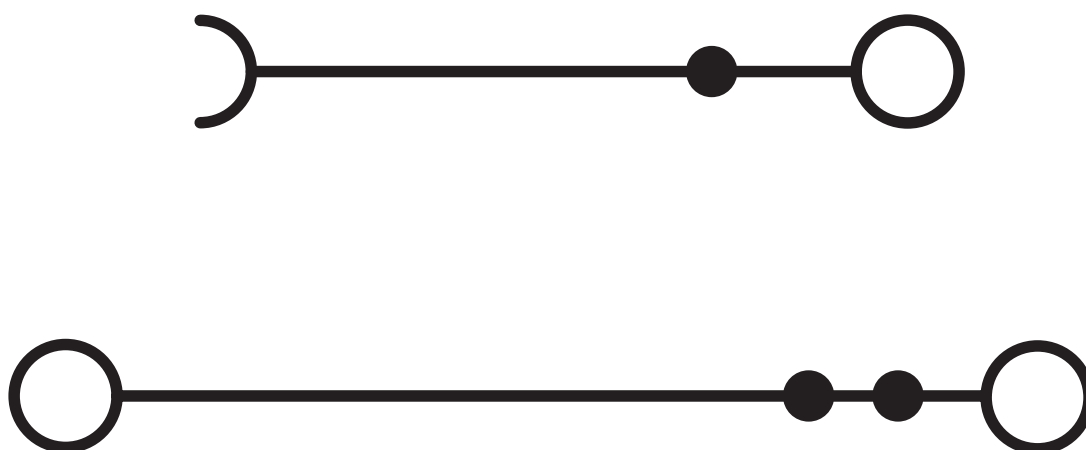
Ambient temperature (operation)	-60 °C ... 110 °C (Operating temperature range incl. self-heating; for max. short-term operating temperature, see RTI Elec.)
Ambient temperature (storage/transport)	-25 °C ... 60 °C (for a short time, not exceeding 24 h, -60 °C to +70 °C)
Ambient temperature (assembly)	-5 °C ... 70 °C
Ambient temperature (actuation)	-5 °C ... 70 °C
Permissible humidity (operation)	20 % ... 90 %
Permissible humidity (storage/transport)	30 % ... 70 %

## Mounting

Mounting type	NS 35/7,5
	NS 35/15

## Drawings

Circuit diagram



# PTI 2,5-L/NT - Installation level terminal block




3213947


<https://www.phoenixcontact.com/us/products/3213947>


## Approvals


To download certificates, visit the product detail page: <https://www.phoenixcontact.com/us/products/3213947>

 <b>CSA</b> Approval ID: 2030668				
	Nominal voltage $U_N$	Nominal current $I_N$	Cross section AWG	Cross section $\text{mm}^2$
B	300 V	20 A	26 - 12	-
C	150 V	20 A	26 - 12	-
D	300 V	10 A	26 - 12	-

 <b>IECEE CB Scheme</b> Approval ID: DE1-62955				
--	--	--	--	--

 <b>EAC</b> Approval ID: RU C-DE.BL08.B.00644				
---	--	--	--	--

 <b>cULus Recognized</b> Approval ID: E60425				
	Nominal voltage $U_N$	Nominal current $I_N$	Cross section AWG	Cross section $\text{mm}^2$
B	300 V	20 A	26 - 12	-
D	300 V	10 A	26 - 12	-

 <b>VDE Zeichengenehmigung</b> Approval ID: 40037480				
--	--	--	--	--

<b>DNV</b> Approval ID: TAE00001BU				
---------------------------------------	--	--	--	--

# PTI 2,5-L/NT - Installation level terminal block



3213947

<https://www.phoenixcontact.com/us/products/3213947>

## Classifications

### ECLASS

ECLASS-13.0	27250110
ECLASS-15.0	27250110

### ETIM

ETIM 9.0	EC001329
----------	----------

### UNSPSC

UNSPSC 21.0	39121400
-------------	----------

# PTI 2,5-L/NT - Installation level terminal block



3213947

<https://www.phoenixcontact.com/us/products/3213947>

## Environmental product compliance

### EU RoHS

Fulfills EU RoHS substance requirements	Yes, No exemptions
---	--------------------

### China RoHS

Environment friendly use period (EFUP)	EFUP-E
	No hazardous substances above the limits

### EU REACH SVHC

REACH candidate substance (CAS No.)	No substance above 0.1 wt%
-------------------------------------	----------------------------

Phoenix Contact 2025 © - all rights reserved  
<https://www.phoenixcontact.com>

Phoenix Contact USA  
586 Fulling Mill Road  
Middletown, PA 17057, United States  
(+717) 944-1300  
[info@phoenixcon.com](mailto:info@phoenixcon.com)