

CBMC E4 24DC/1-4A NO-C - Electronic circuit breaker



2908713

<https://www.phoenixcontact.com/us/products/2908713>

Please be informed that the data shown in this PDF document is generated from our online catalog. Please find the complete data in the user documentation. Our general terms of use for downloads are valid.



Multi-channel electronic circuit breaker that can be preconfigured, for protecting four loads at 24 V DC in the event of overload and short circuit. With electronic locking of the set nominal currents. For installation on DIN rails.

Your advantages

- Easy device replacement without replanning, thanks to compact design and options for individual adjustments
- Circuits can be adjusted without any tools by means of one single pushable LED button
- Pre-configuration available – for device protection that meets the specific requirements of your system
- Optimum protection for cables and sensors as well as NEC Class 2 circuits by means of an additional internal output fuse
- Reliable protection against unintentional adjustment of current values, thanks to electronic locking
- Status LEDs in traffic light colors enable instantaneous determination of operating states

Commercial data

Item number	2908713
Packing unit	1 pc
Minimum order quantity	6 pc
Note	Made to order (non-returnable)
Sales key	CL99
Product key	CLA152
Weight per piece (including packing)	133.7 g
Weight per piece (excluding packing)	119.4 g
Customs tariff number	85362010
Country of origin	DE

Technical data

Notes

General

Note	Repeated hard short circuits can reduce the melting integral of the integrated backup fuse.
------	---

Product properties

Product type	Device circuit breakers
Product family	CBMC
Type	DIN rail module, one-piece
Number of positions	1
No. of channels	4

Insulation characteristics

Protection class	III
Pollution degree	2

Electrical properties

General

Operating voltage	18 V DC ... 30 V DC
Rated voltage	24 V DC
Rated current I_N	max. 16 A DC (IN+) max. 40 A DC (per terminal position when bridging additional devices via IN+)
Rated current I_N	1 / 2 / 3 / 4 A DC (adjustable or fixed per output channel)
Rated surge voltage	0.5 kV
Tripping method	E (electronic)
Feedback resistance	max. 35 V DC
Required backup fuse	Only required if I_{max} of the power supply > the short-circuit switching capacity. Integrated failsafe element.
Short-circuit switching capacity	300 A
Dielectric strength	max. 35 V DC (Load circuit)
Fuse	electronic
Efficiency	> 99 %
Closed circuit current I_0	typ. 25 mA
Power dissipation	typ. 0.6 W (No-load operation) < 4 W (Nominal operation)
Module initialization time	1.6 s
Waiting time after switch off of a channel	5 s (at overload / short circuit)
Measuring tolerance I	± 15 %
MTBF (IEC 61709, SN 29500)	11764705 h (at 25 °C with 21 % load) 5319148 h (at 40 °C with 34.25 % load) 846023 h (at 60 °C with 100 % load)

CBMC E4 24DC/1-4A NO-C - Electronic circuit breaker



2908713

<https://www.phoenixcontact.com/us/products/2908713>

Fail-safe element	4 A DC (per output channel)
Contact switching type	without electrical isolation

Load circuit

Shutdown time	$\leq 10 \text{ ms}$ (for short circuit $> 2.0 \times I_N$)
	1 s ($1.2 \dots 2.0 \times I_N$)
Undervoltage switch-off	$\leq 17.8 \text{ V DC}$ (active)
	$\geq 18.8 \text{ V DC}$ (inactive)
Overvoltage switch-off	$\geq 30.5 \text{ V DC}$ (active)
	$\leq 29.5 \text{ V DC}$ (inactive)
Max. capacitive load	30000 μF (Depending on the current setting and the short-circuit current available)
Switch-on delay	0.1 s (per output channel)

Indicator/remote signaling

Connection name	Remote indication circuit
Switching function	N/O contact
Operating voltage	0 V DC ... 30 V DC
Operating current	100 mA DC

Connection data

Main circuit IN+

Connection method	Push-in connection
Stripping length	15 mm
Conductor cross-section rigid	0.2 mm ² ... 10 mm ²
Conductor cross-section AWG	24 ... 8
Conductor cross-section, flexible, with ferrule, with plastic sleeve	0.25 mm ² ... 4 mm ²
Conductor cross-section flexible, with ferrule without plastic sleeve	0.25 mm ² ... 6 mm ²

Main circuit IN-

Connection method	Push-in connection
Stripping length	10 mm
Conductor cross-section rigid	0.2 mm ² ... 2.5 mm ²
Conductor cross-section AWG	24 ... 12
Conductor cross-section, flexible, with ferrule, with plastic sleeve	0.25 mm ² ... 1.5 mm ²
Conductor cross-section flexible, with ferrule without plastic sleeve	0.25 mm ² ... 2.5 mm ²

Main circuit OUT

Connection method	Push-in connection
Stripping length	10 mm
Conductor cross-section rigid	0.2 mm ² ... 2.5 mm ²
Conductor cross-section AWG	24 ... 12
Conductor cross-section, flexible, with ferrule, with plastic sleeve	0.25 mm ² ... 1.5 mm ²
Conductor cross-section flexible, with ferrule without plastic	0.25 mm ² ... 2.5 mm ²

CBMC E4 24DC/1-4A NO-C - Electronic circuit breaker



2908713

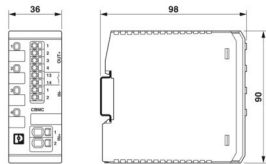
<https://www.phoenixcontact.com/us/products/2908713>

sleeve	
Remote indication circuit	
Stripping length	10 mm
Conductor cross-section rigid	0.2 mm ² ... 2.5 mm ²
Conductor cross-section AWG	24 ... 12
Conductor cross-section, flexible, with ferrule, with plastic sleeve	0.25 mm ² ... 1.5 mm ²
Conductor cross-section flexible, with ferrule without plastic sleeve	0.25 mm ² ... 2.5 mm ²

Signaling

Channel LED off	off (Channel switched off)
Channel LED yellow	lit (Channel switched on, channel load > 80%)
	flashing (Programming mode active)
Channel LED green	lit (Channel switched on)
Channel LED red	lit (Channel switched off, over- or undervoltage active)
	ON temporarily (Channel switched off, 5 s cool-down phase, overload or short-circuit release)
	flashing (Channel switched off, ready to be switched back on, overload or short-circuit release)
	two flashes (Channel switched off, device total current limit 40 A exceeded)

Dimensions

Dimensional drawing	
Width	36 mm
Height	90 mm
Depth	98 mm (incl. DIN rail 7.5 mm)

Material specifications

Material	PC
	PA 6.6
	PA 6.3T
	POM
Flammability rating according to UL 94	V-0

Environmental and real-life conditions

Ambient conditions	
Degree of protection	IP20
Ambient temperature (operation)	-25 °C ... 60 °C

Ambient temperature (storage/transport)	-40 °C ... 70 °C
Altitude	≤ 3000 m up to 52 °C (amsl)
	≤ 4000 m up to 46 °C (amsl)
Humidity test	96 h, 95 % RH, 40 °C
Shock (operation)	30g (IEC 60068-2-27, Test Ea)
Vibration (operation)	10 Hz ... 57.6 Hz (Amplitude ±0.35 mm; in accordance with IEC 60068-2-6, Test Fc)
	57.6 Hz ... 150 Hz (Acceleration 5g; in accordance with IEC 60068-2-6, Test Fc)

Approvals

UL approval

Identification	UL/C-UL Listed UL 508
	UL Recognized UL 2367
	NEC Class 2 according to UL 1310

Corrosive gas test

Identification	ISA S71.04.2013 G3 Harsh Group A
----------------	----------------------------------

Standards and regulations

Standards/specifications	EN 61000-6-2
Note	EMC – Immunity for industrial areas
Standards/specifications	EN 61000-6-3
Note	EMC – Emission for residential, business and commercial properties and small operations
Standards/specifications	EN 60068-2-6
Note	Environmental influences – Vibrations (sinusoidal)
Standards/specifications	EN 60068-2-27
Note	Environmental influences – Shocks
Standards/specifications	EN 60068-2-78
Note	Environmental influences – Moisture and heat, constant
Standards/specifications	EN 50178
Note	Equipping power installations with electronic equipment

Mounting

Mounting type	DIN rail: 35 mm
---------------	-----------------

CBMC E4 24DC/1-4A NO-C - Electronic circuit breaker

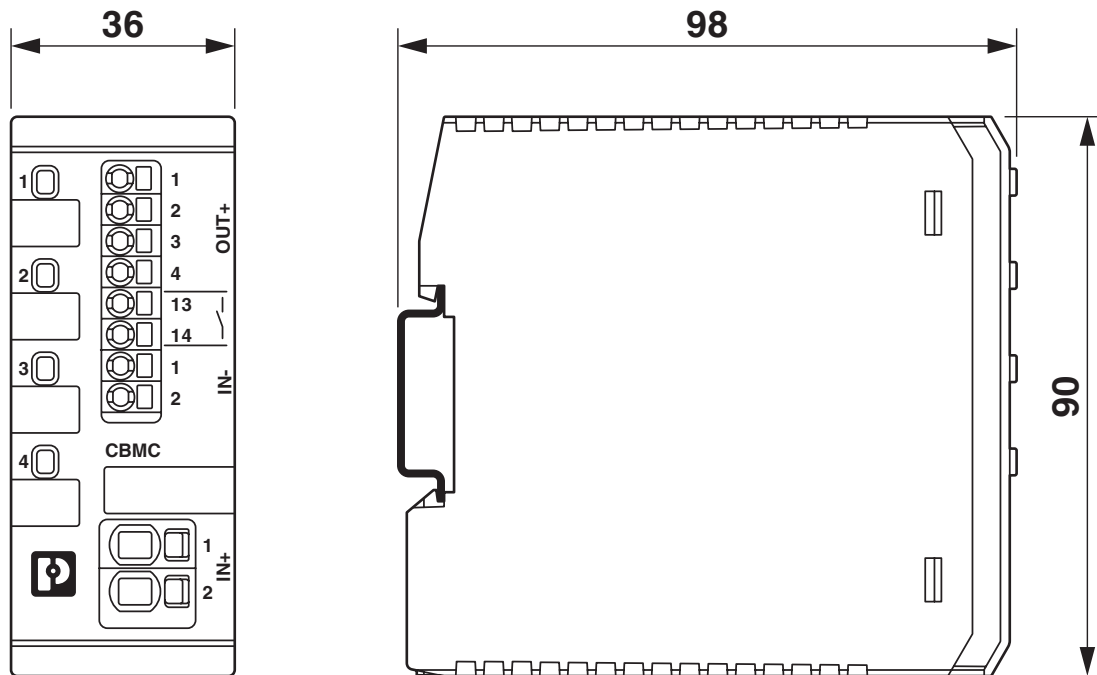


2908713

<https://www.phoenixcontact.com/us/products/2908713>

Drawings

Dimensional drawing

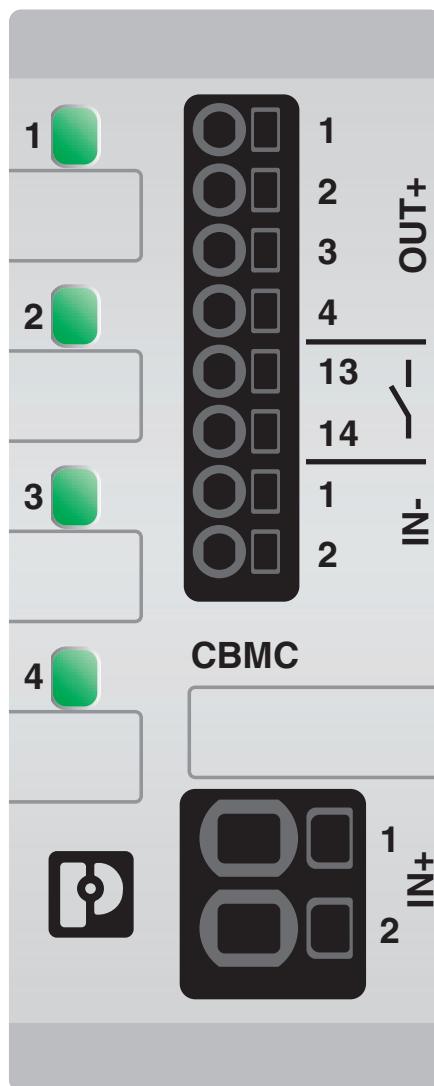


CBMC E4 24DC/1-4A NO-C - Electronic circuit breaker

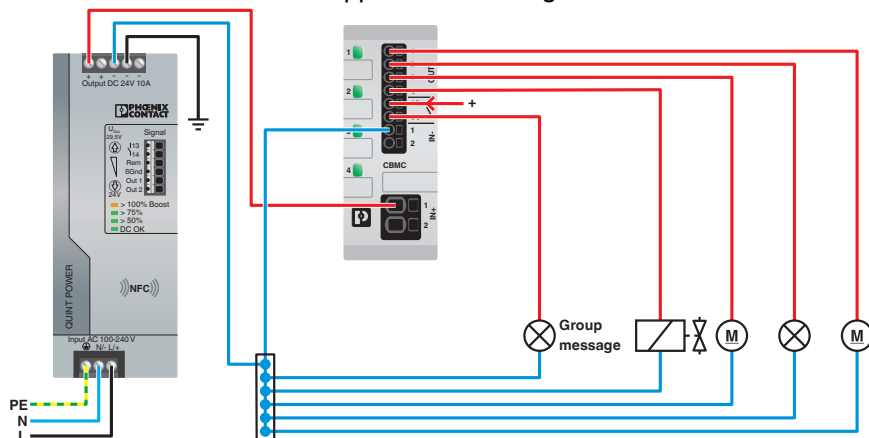
2908713

<https://www.phoenixcontact.com/us/products/2908713>

Product drawing



Application drawing



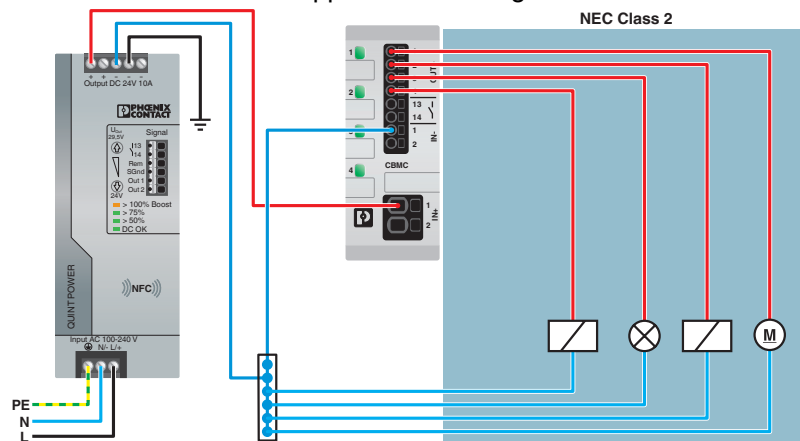
CBMC E4 24DC/1-4A NO-C - Electronic circuit breaker

2908713

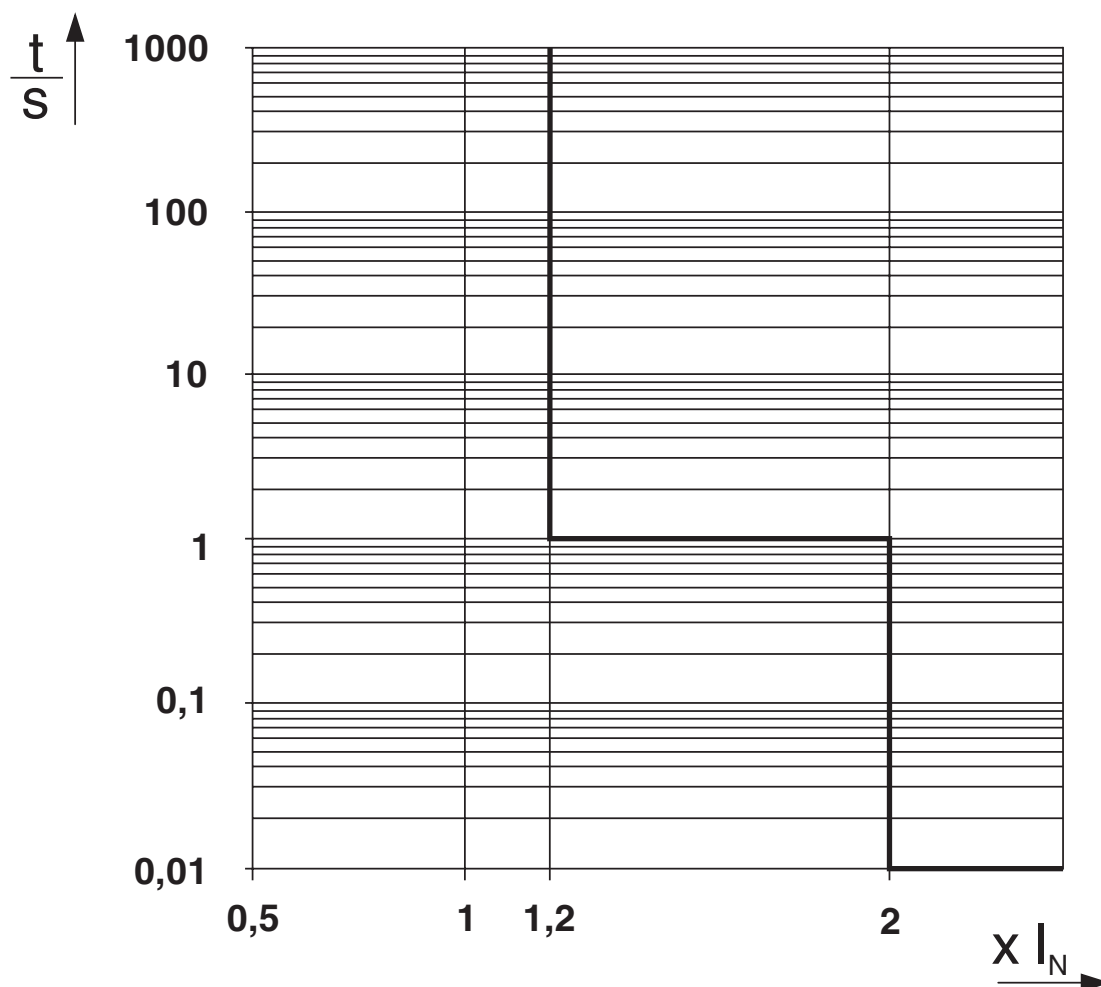
<https://www.phoenixcontact.com/us/products/2908713>



Application drawing

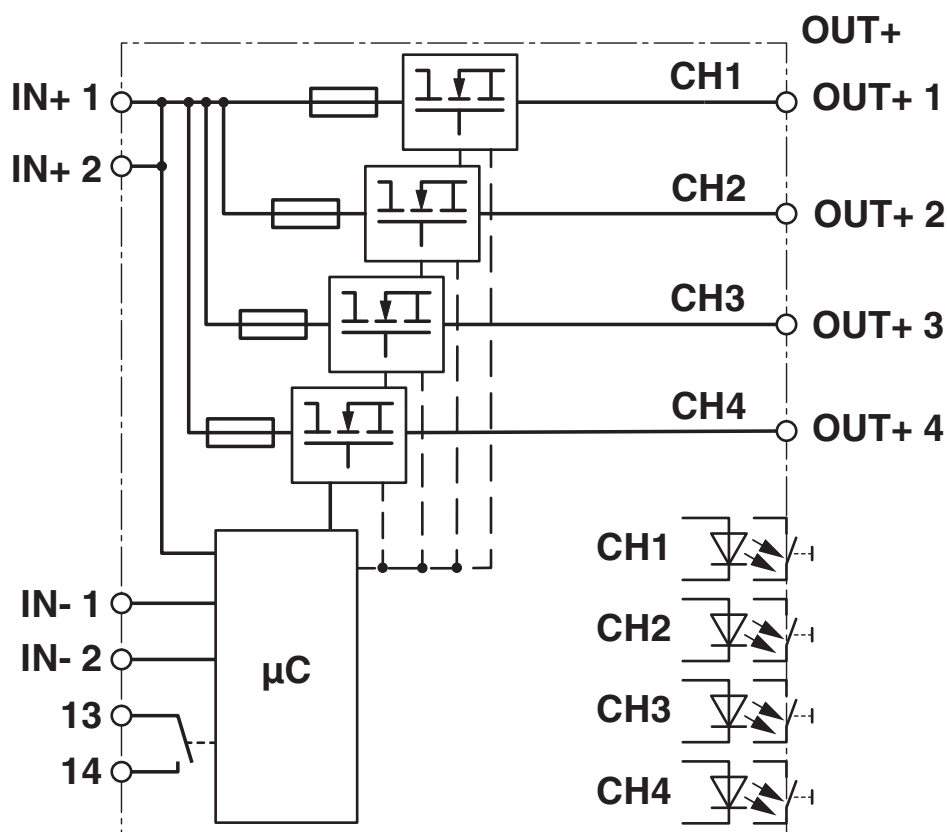


Diagram



Trigger characteristic in the DC range

Block diagram



Approvals

To download certificates, visit the product detail page: <https://www.phoenixcontact.com/us/products/2908713>



UL Recognized

Approval ID: FILE E 317172



UL Recognized

Approval ID: E317172-20150319



UL Listed

Approval ID: E123528



cUL Listed

Approval ID: E123528

2908713

<https://www.phoenixcontact.com/us/products/2908713>

Classifications

ECLASS

ECLASS-13.0	27140401
ECLASS-15.0	27140401

ETIM

ETIM 9.0	EC003538
----------	----------

UNSPSC

UNSPSC 21.0	39121400
-------------	----------

Environmental product compliance

EU RoHS

Fulfills EU RoHS substance requirements	Yes
Exemption	7(a), 7(c)-I

China RoHS

Environment friendly use period (EFUP)	EFUP-50
	An article-related China RoHS declaration table can be found in the download area for the respective article under "Manufacturer declaration". For all articles with EFUP-E, no China RoHS declaration table issued and required.

EU REACH SVHC

REACH candidate substance (CAS No.)	Lead(CAS: 7439-92-1)
	Perfluorobutane sulfonic acid (PFBS) and its salts(CAS: n/a)

EF3.0 Climate Change

CO2e kg	3.098 kg CO2e
---------	---------------