


IPC 5/10-GFU-7,62 - PCB header



1708792

<https://www.phoenixcontact.com/us/products/1708792>

Please be informed that the data shown in this PDF document is generated from our online catalog. Please find the complete data in the user documentation. Our general terms of use for downloads are valid.



PCB headers, nominal cross section: 6 mm², color: green, nominal current: 32 A, rated voltage (III/2): 630 V, contact surface: Sn, contact connection type: Socket, number of potentials: 10, number of rows: 1, number of positions: 10, number of connections: 10, product range: IPC 5/-GFU, pitch: 7.62 mm, mounting: Wave soldering, pin layout: Linear pinning, solder pin [P]: 5 mm, number of solder pins per potential: 3, plug-in system: COMBICON PC 5, Pin connector pattern alignment: reversed, locking: Screw locking mechanism, mounting method: Threaded flange, type of packaging: packed in cardboard

Your advantages

- Well-known mounting principle allows worldwide use
- Maximum flexibility when it comes to device design – one header for connectors with different connection technologies
- Inverted header with socket contacts for touch-proof device outputs or PCB/PCB connections
- Screwable flange for superior mechanical stability
- Integrated double steel spring provides additional safety in the event of temperature and power fluctuations

Commercial data

Item number	1708792
Packing unit	50 pc
Minimum order quantity	50 pc
Note	Made to order (non-returnable)
Sales key	AA04
Product key	AADSCD
GTIN	4046356089715
Weight per piece (including packing)	29.63 g
Weight per piece (excluding packing)	28.52 g
Customs tariff number	85366930
Country of origin	SK

IPC 5/10-GFU-7,62 - PCB header



1708792

<https://www.phoenixcontact.com/us/products/1708792>

Technical data

Product properties

Product type	PCB headers
Product family	IPC 5/...-GFU
Product line	COMBICON Connectors L
Type	Inverted
Number of positions	10
Pitch	7.62 mm
Number of connections	10
Number of rows	1
Number of potentials	10
Mounting type	Threaded flange
Pin layout	Linear pinning
Solder pins per potential	3

Electrical properties

Properties

Nominal current I_N	32 A
Nominal voltage U_N	630 V
Rated voltage (III/3)	630 V
Rated surge voltage (III/3)	6 kV
Rated voltage (III/2)	630 V
Rated surge voltage (III/2)	6 kV
Rated voltage (II/2)	1000 V
Rated surge voltage (II/2)	6 kV

Mounting

Mounting type	Wave soldering
Pin layout	Linear pinning

Flange

Tightening torque	0.3 Nm ... 0.7 Nm
-------------------	-------------------

Material specifications

Material data - contact

Note	WEEE/RoHS-compliant, free of whiskers according to IEC 60068-2-82/JEDEC JESD 201
Contact material	Cu alloy
Surface characteristics	hot-dip tin-plated
Metal surface contact area (top layer)	Tin (4 - 8 μ m Sn)
Metal surface soldering area (top layer)	Tin (4 - 8 μ m Sn)

Material data - housing

IPC 5/10-GFU-7,62 - PCB header

1708792

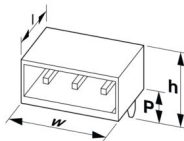
<https://www.phoenixcontact.com/us/products/1708792>

Color (Housing)	green (6021)
Insulating material	PA
Insulating material group	I
CTI according to IEC 60112	600
Flammability rating according to UL 94	V0
Glow wire flammability index GWFI according to EN 60695-2-12	850
Glow wire ignition temperature GWIT according to EN 60695-2-13	775
Temperature for the ball pressure test according to EN 60695-10-2	125 °C

Notes

Notes on operation	In accordance with IEC 61984, COMBICON connectors have no switching power (COC). During designated use, they must not be plugged in or disconnected when carrying voltage or under load.
--------------------	--

Dimensions

Dimensional drawing	
Pitch	7.62 mm
Width [w]	76.2 mm
Height [h]	17.8 mm
Length [l]	30.1 mm
Installed height	12.8 mm
Solder pin length [P]	5 mm
Pin dimensions	1.2 x 0.8 mm

PCB design

Pin spacing	7.62 mm
Hole diameter	1.3 mm

Electrical tests

Air clearances and creepage distances |

Specification	IEC 60664-1:2007-04
Insulating material group	I
Comparative tracking index (IEC 60112)	CTI 600
Rated insulation voltage (III/3)	630 V
Rated surge voltage (III/3)	6 kV
minimum clearance value - non-homogenous field (III/3)	5.5 mm
minimum creepage distance (III/3)	8 mm
Rated insulation voltage (III/2)	630 V
Rated surge voltage (III/2)	6 kV

IPC 5/10-GFU-7,62 - PCB header



1708792

<https://www.phoenixcontact.com/us/products/1708792>

minimum clearance value - non-homogenous field (III/2)	5.5 mm
minimum creepage distance (III/2)	5.5 mm
Rated insulation voltage (II/2)	1000 V
Rated surge voltage (II/2)	6 kV
minimum clearance value - non-homogenous field (II/2)	5.5 mm
minimum creepage distance (II/2)	5.5 mm

Environmental and real-life conditions

Ambient conditions

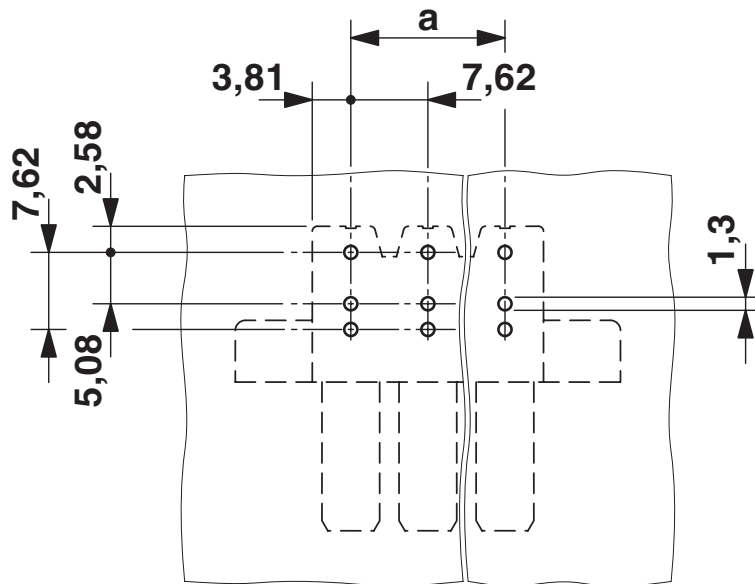
Ambient temperature (operation)	-40 °C ... 100 °C (dependent on the derating curve)
Ambient temperature (storage/transport)	-40 °C ... 70 °C
Relative humidity (storage/transport)	30 % ... 70 %
Ambient temperature (assembly)	-5 °C ... 100 °C

Packaging specifications

Type of packaging	packed in cardboard
-------------------	---------------------

Drawings

Drilling plan/solder pad geometry



IPC 5/10-GFU-7,62 - PCB header





1708792

<https://www.phoenixcontact.com/us/products/1708792>

Approvals

To download certificates, visit the product detail page: <https://www.phoenixcontact.com/us/products/1708792>

 cULus Recognized Approval ID: E60425-19920722				
	Nominal voltage U_N	Nominal current I_N	Cross section AWG	Cross section mm^2
B				
For 600 V applications, additional insulation is required on the solder pins	300 V	41 A	-	-
C				
For 600 V applications, additional insulation is required on the solder pins	300 V	41 A	-	-
D				
Alternative 1	600 V	5 A	-	-

 UL Recognized Approval ID: E60425-19920722				
	Nominal voltage U_N	Nominal current I_N	Cross section AWG	Cross section mm^2
F				
	600 V	41 A	-	-

IPC 5/10-GFU-7,62 - PCB header



1708792

<https://www.phoenixcontact.com/us/products/1708792>

Classifications

ECLASS

ECLASS-13.0	27460201
ECLASS-15.0	27460201

ETIM

ETIM 9.0	EC002637
----------	----------

UNSPSC

UNSPSC 21.0	39121400
-------------	----------

IPC 5/10-GFU-7,62 - PCB header



1708792

<https://www.phoenixcontact.com/us/products/1708792>

Environmental product compliance

EU RoHS

Fulfills EU RoHS substance requirements	Yes, No exemptions
---	--------------------

China RoHS

Environment friendly use period (EFUP)	EFUP-E
	No hazardous substances above the limits

EU REACH SVHC

REACH candidate substance (CAS No.)	No substance above 0.1 wt%
-------------------------------------	----------------------------

Phoenix Contact 2025 © - all rights reserved
<https://www.phoenixcontact.com>

Phoenix Contact USA
586 Fulling Mill Road
Middletown, PA 17057, United States
(+717) 944-1300
info@phoenixcon.com