

# KDS10-PE - PCB terminal block



1704033

<https://www.phoenixcontact.com/us/products/1704033>

Please be informed that the data shown in this PDF document is generated from our online catalog. Please find the complete data in the user documentation. Our general terms of use for downloads are valid.



Printed circuit board terminal, nominal current: 76 A, rated voltage (III/2): 320 V, nominal cross section: 10 mm<sup>2</sup>, number of potentials: 1, number of rows: 1, number of positions per row: 1, product range: KDS 10-PE, pitch: 10 mm, connection method: Screw connection with tension sleeve, screw head form: L Slotted, mounting: Wave soldering, conductor/PCB connection direction: 0 °, color: green, Pin layout: Linear pinning, Solder pin [P]: 4.3 mm, number of solder pins per potential: 4, type of packaging: packed in cardboard. The article can be aligned to create different nos. of positions!

## Your advantages

- Well-known connection principle allows worldwide use
- Low temperature rise, thanks to maximum contact force
- Allows connection of two conductors
- Potentials can be easily looped through with additional connection to the PCB
- The latching on the side enables various numbers of positions to be combined

## Commercial data

Item number	1704033
Packing unit	50 pc
Minimum order quantity	50 pc
Sales key	AA14
Product key	AANFCB
GTIN	4017918023171
Weight per piece (including packing)	17.028 g
Weight per piece (excluding packing)	16.038 g
Customs tariff number	85369010
Country of origin	DE

# KDS10-PE - PCB terminal block

1704033

<https://www.phoenixcontact.com/us/products/1704033>



## Technical data

### Product properties

Product type	Printed circuit board terminal
Product family	KDS 10-PE
Product line	COMBICON Terminals L
Type	PC terminal block can be aligned + PE terminal block + feed-through terminal block
Number of positions	1
Pitch	10 mm
Number of connections	2
Number of rows	1
Number of potentials	1
Pin layout	Linear pinning
Solder pins per potential	4

### Electrical properties

#### Properties

Nominal current $I_N$	76 A
Nominal voltage $U_N$	320 V
Rated voltage (III/3)	250 V
Rated surge voltage (III/3)	4 kV
Rated voltage (III/2)	320 V
Rated surge voltage (III/2)	4 kV
Rated voltage (II/2)	630 V
Rated surge voltage (II/2)	4 kV

### Connection data

#### Connection technology

Type	PC terminal block can be aligned + PE terminal block + feed-through terminal block
Nominal cross section	10 mm <sup>2</sup>

#### Conductor connection

Connection method	Screw connection with tension sleeve
Conductor cross-section rigid	0.5 mm <sup>2</sup> ... 16 mm <sup>2</sup>
Conductor cross-section flexible	0.5 mm <sup>2</sup> ... 10 mm <sup>2</sup>
Conductor cross-section AWG	20 ... 6
Conductor cross-section flexible, with ferrule without plastic sleeve	0.5 mm <sup>2</sup> ... 10 mm <sup>2</sup>
Conductor cross-section, flexible, with ferrule, with plastic sleeve	0.5 mm <sup>2</sup> ... 10 mm <sup>2</sup>
2 conductors with same cross section, solid	0.5 mm <sup>2</sup> ... 4 mm <sup>2</sup>
2 conductors with same cross section, flexible	0.5 mm <sup>2</sup> ... 4 mm <sup>2</sup>
2 conductors with same cross section, flexible, with ferrule	0.5 mm <sup>2</sup> ... 2.5 mm <sup>2</sup>

# KDS10-PE - PCB terminal block



1704033

<https://www.phoenixcontact.com/us/products/1704033>

without plastic sleeve	
2 conductors with the same cross section, flexible, with TWIN ferrule with plastic sleeve	0.5 mm <sup>2</sup> ... 6 mm <sup>2</sup>
Stripping length	12 mm
Drive form screw head	Slotted (L)
Tightening torque	1.2 Nm ... 1.5 Nm

## Mounting

Mounting type	Wave soldering
Pin layout	Linear pinning

## Material specifications

### Material data - contact

Note	WEEE/RoHS-compliant, free of whiskers according to IEC 60068-2-82/JEDEC JESD 201
Contact material	Cu alloy
Surface characteristics	Tin-plated
Metal surface terminal point (top layer)	Tin (5 - 7 µm Sn)
Metal surface terminal point (middle layer)	Nickel (2 - 3 µm Ni)
Metal surface soldering area (top layer)	Tin (5 - 7 µm Sn)
Metal surface soldering area (middle layer)	Nickel (2 - 3 µm Ni)

### Material data - housing

Color (Housing)	green (6021)
Insulating material	PA
Insulating material group	I
CTI according to IEC 60112	600
Flammability rating according to UL 94	V0
Glow wire flammability index GWFI according to EN 60695-2-12	850
Glow wire ignition temperature GWIT according to EN 60695-2-13	775
Temperature for the ball pressure test according to EN 60695-10-2	125 °C

## Dimensions

Dimensional drawing	
Pitch	10 mm
Width [w]	10 mm
Height [h]	33.3 mm
Length [l]	36.8 mm
Installed height	29 mm

# KDS10-PE - PCB terminal block

1704033

<https://www.phoenixcontact.com/us/products/1704033>



Solder pin length [P]	4.3 mm
Pin dimensions	1 x 0.9 mm

## PCB design

Hole diameter	1.4 mm
---------------	--------

## Mechanical tests

### Test for conductor damage and slackening

Specification	IEC 60998-2-1:1990-04
Result	Test passed

### Pull-out test

Specification	IEC 60998-2-1:1990-04
Conductor cross-section/conductor type/tractive force setpoint/actual value	0.5 mm <sup>2</sup> / solid / > 30 N
	0.5 mm <sup>2</sup> / flexible / > 30 N
	16 mm <sup>2</sup> / solid / > 100 N
	10 mm <sup>2</sup> / flexible / > 90 N

### Torque test

Specification	IEC 60998-2-1:1990-04
---------------	-----------------------

## Electrical tests

### Temperature-rise test

Specification	IEC 60998-2-1:1990-04
Requirement temperature-rise test	Increase in temperature ≤ 45 K

### Insulation resistance

Specification	IEC 60998-2-1:1990-04
Insulation resistance, neighboring positions	10 <sup>9</sup> Ω

### Air clearances and creepage distances |

Specification	IEC 60664-1:2007-04
Insulating material group	I
Comparative tracking index (IEC 60112)	CTI 600
Rated insulation voltage (III/3)	250 V
Rated surge voltage (III/3)	4 kV
minimum clearance value - non-homogenous field (III/3)	3 mm
minimum creepage distance (III/3)	3.2 mm
Rated insulation voltage (III/2)	320 V
Rated surge voltage (III/2)	4 kV
minimum clearance value - non-homogenous field (III/2)	3 mm
minimum creepage distance (III/2)	3 mm
Rated insulation voltage (II/2)	630 V
Rated surge voltage (II/2)	4 kV
minimum clearance value - non-homogenous field (II/2)	3 mm

# KDS10-PE - PCB terminal block

1704033

<https://www.phoenixcontact.com/us/products/1704033>



minimum creepage distance (II/2)	3.2 mm
----------------------------------	--------

## Environmental and real-life conditions

### Vibration test

Specification	IEC 60068-2-6:1995-03
Frequency	10 - 150 - 10 Hz
Sweep speed	1 octave/min
Amplitude	0.35 mm (10 Hz ... 60.1 Hz)
Acceleration	5g (60.1 Hz ... 150 Hz)
Test duration per axis	2.5 h
Test directions	X-, Y- and Z-axis

### Glow-wire test

Specification	IEC 60998-2-1:1990-04
Temperature	850 °C
Time of exposure	5 s

### Ambient conditions

Ambient temperature (operation)	-40 °C ... 100 °C (Depending on the current carrying capacity/derating curve)
Ambient temperature (storage/transport)	-40 °C ... 70 °C
Relative humidity (storage/transport)	30 % ... 70 %
Ambient temperature (assembly)	-5 °C ... 100 °C

## Packaging specifications

Type of packaging	packed in cardboard
-------------------	---------------------

# KDS10-PE - PCB terminal block

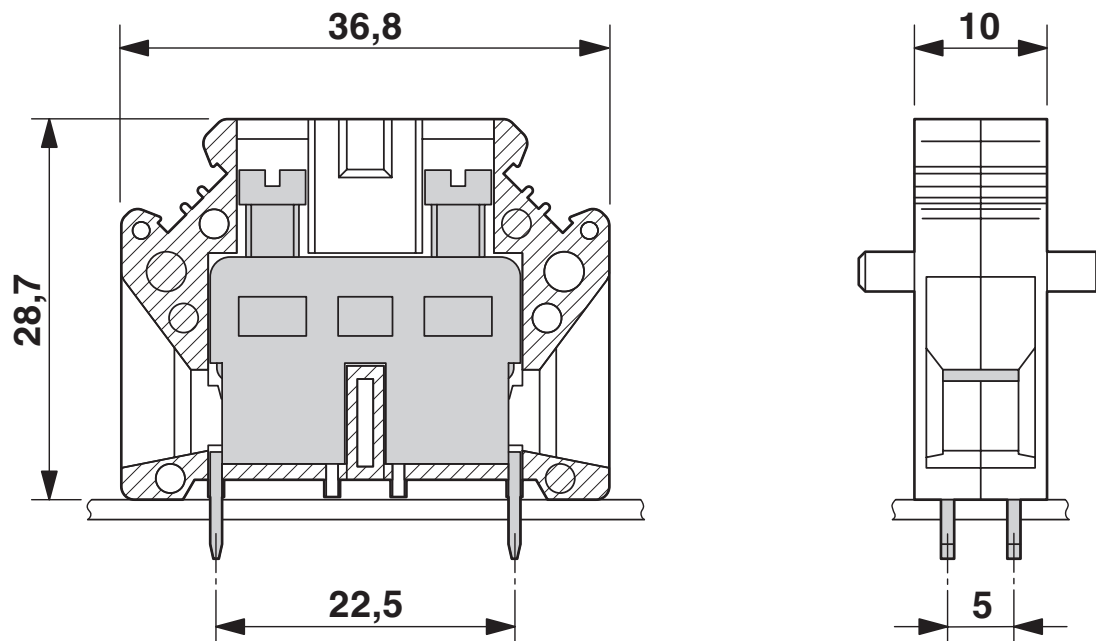
1704033

<https://www.phoenixcontact.com/us/products/1704033>

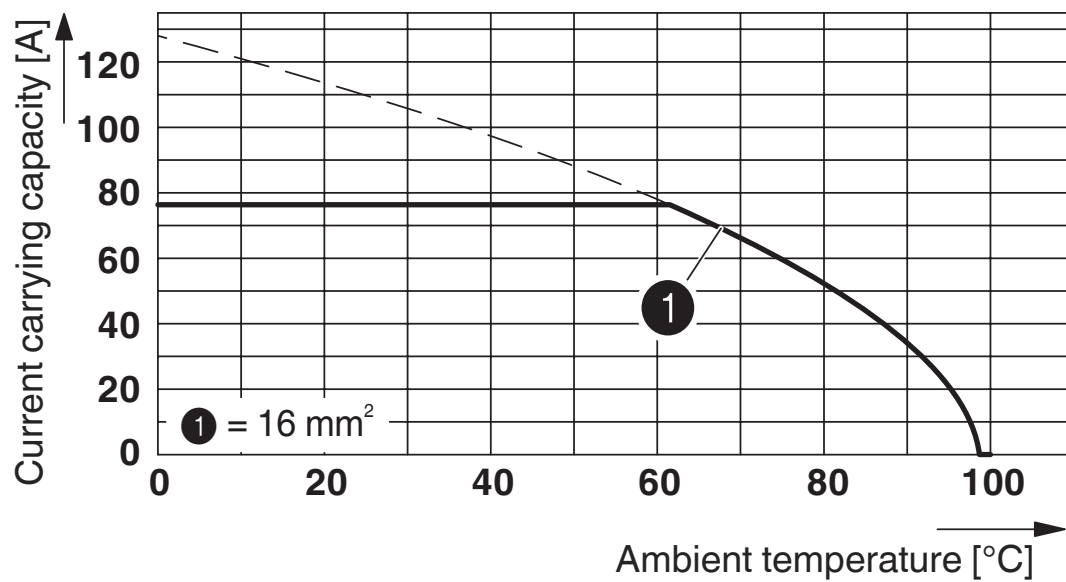


## Drawings

Dimensional drawing



Diagram



Type: KDS10-PE

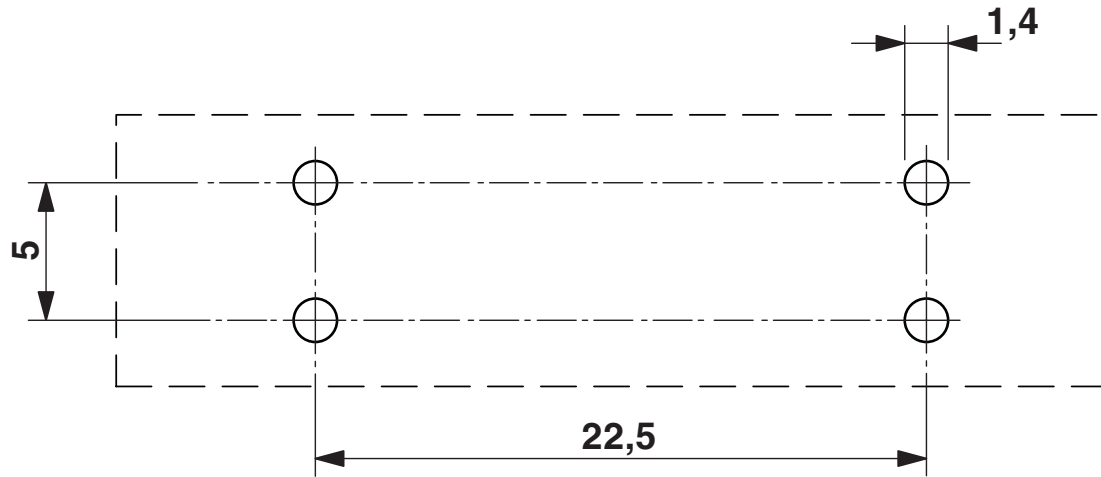
# KDS10-PE - PCB terminal block

1704033

<https://www.phoenixcontact.com/us/products/1704033>



Drilling plan/solder pad geometry



# KDS10-PE - PCB terminal block





1704033


<https://www.phoenixcontact.com/us/products/1704033>


## Approvals

To download certificates, visit the product detail page: <https://www.phoenixcontact.com/us/products/1704033>

 <b>CSA</b> Approval ID: 13631				
	Nominal voltage $U_N$	Nominal current $I_N$	Cross section AWG	Cross section $\text{mm}^2$
B				
	-	-	18 - 6	-
C				
	-	-	18 - 6	-

 <b>cUL Recognized</b> Approval ID: E60425-19860304				
	Nominal voltage $U_N$	Nominal current $I_N$	Cross section AWG	Cross section $\text{mm}^2$
B				
	-	-	24 - 6	-
C				
	-	-	24 - 6	-

 <b>UL Recognized</b> Approval ID: E60425-19860304				
	Nominal voltage $U_N$	Nominal current $I_N$	Cross section AWG	Cross section $\text{mm}^2$
B				
	-	-	24 - 6	-
C				
	-	-	24 - 6	-

 <b>DNV GL</b> Approval ID: TAE00001EV				
--	--	--	--	--



# KDS10-PE - PCB terminal block



1704033

<https://www.phoenixcontact.com/us/products/1704033>

## Classifications

### ECLASS

ECLASS-13.0	27460101
ECLASS-15.0	27460101

### ETIM

ETIM 9.0	EC002643
----------	----------

### UNSPSC

UNSPSC 21.0	39121400
-------------	----------

# KDS10-PE - PCB terminal block

1704033

<https://www.phoenixcontact.com/us/products/1704033>



## Environmental product compliance

EU RoHS	
Fulfills EU RoHS substance requirements	Yes, No exemptions
China RoHS	
Environment friendly use period (EFUP)	EFUP-E
	No hazardous substances above the limits
EU REACH SVHC	
REACH candidate substance (CAS No.)	No substance above 0.1 wt%
EF3.0 Climate Change	
CO2e kg	0.075 kg CO2e

Phoenix Contact 2025 © - all rights reserved  
<https://www.phoenixcontact.com>

Phoenix Contact USA  
586 Fulling Mill Road  
Middletown, PA 17057, United States  
(+717) 944-1300  
[info@phoenixcon.com](mailto:info@phoenixcon.com)