

# CA-1RS1N8AHZ00 - Device connector rear mounting



1624021

<https://www.phoenixcontact.com/us/products/1624021>

Please be informed that the data shown in this PDF document is generated from our online catalog. Please find the complete data in the user documentation. Our general terms of use for downloads are valid.



M23, Device connector rear mounting, series: CA, straight, shielded: yes, for standard and SPEEDCON interlock, No. of pos.: 16+2+FE, Direction of rotation: Standard, contact connection type: Socket, Crimp connection, Axial seal, coding: N, this item is expected to be lead-free from Q1 2027 in accordance with RoHS II without exception 6c (Pb < 0.1%), a lead-free alternative is possible on request in advance. This product is in the process of being discontinued. This product must no longer be considered for new projects. Please contact your sales representative for alternatives.

## Your advantages

- Safe use in the field, thanks to high degree of protection
- Connector for flexible on-site assembly
- Consistent EMC protection for reliable transmission of signals
- Crimping connection: vibration- and temperature-resistant assembly
- Application-specific panel mounting optionally with thread or anti-rotation protection and lock nut

## Commercial data

Item number	1624021
Packing unit	1 pc
Minimum order quantity	1 pc
Sales key	AB31
Product key	ABRAER
GTIN	4055626228358
Weight per piece (including packing)	48.3 g
Weight per piece (excluding packing)	41.296 g
Customs tariff number	85366990
Country of origin	DE

# CA-1RS1N8AHZ00 - Device connector rear mounting



1624021

<https://www.phoenixcontact.com/us/products/1624021>

## Technical data

### Notes

Order information:	Order crimp contacts 16 x Ø 1 mm, 3 x Ø 1.5 mm separately
--------------------	---

### Product properties

Product type	Circular connectors (device side)
--------------	-----------------------------------

### Material specifications

Flammability rating according to UL 94	V0
--	----

### Connector

#### Insulating body

Note	Order information: Order crimp contacts 16 x Ø 1 mm, 3 x Ø 1.5 mm separately
Coding	N
Material (Insulating body)	PA 6.6
Flammability rating according to UL 94	V0
Insertion/withdrawal cycles	100
Connection method	Crimp connection
Contact switching type	Socket
Application	Signal
Number of positions	19
Direction of rotation	Standard
Connection profile	16+2+FE
Installation height	2000 m
Number Contact (Contact group 1)	3
Diameter Contact (Contact group 1)	1.5 mm
Litz wire cross-section min. Contact (Contact group 1)	0.08 mm <sup>2</sup>
Litz wire cross-section max. Contact (Contact group 1)	1 mm <sup>2</sup>
Rated current Contact (Contact group 1)	10 A (for max. connection cross section)
Rated voltage Contact (Contact group 1)	48 V AC 74 V DC
Rated surge voltage	1.5 kV
Overvoltage category	II
Degree of pollution	3
Number Contact (Contact group 2)	16
Diameter Contact (Contact group 2)	1 mm
Litz wire cross-section min. Contact (Contact group 2)	0.08 mm <sup>2</sup>
Litz wire cross-section max. Contact (Contact group 2)	1 mm <sup>2</sup>
Rated current Contact (Contact group 2)	8 A (for max. connection cross section)
Rated voltage Contact (Contact group 2)	48 V AC 48 V AC

# CA-1RS1N8AHZ00 - Device connector rear mounting



1624021

<https://www.phoenixcontact.com/us/products/1624021>

Rated surge voltage	1.5 kV
Overvoltage category	III
Degree of pollution	3

## Housing

Type	Feed-through header
Thread type	M23
Design	straight
Type of locking	for standard and SPEEDCON interlock
Pg screw connection	none
Mounting type	Rear wall/screw mounting (M25 x 1,5)
Assembly note	Central fastening
Material (Housing)	GD-Zn
Material (Rotating parts)	CuZn
Degree of protection (plugged in)	IP67
Seal for the device	Axial seal

## Environmental and real-life conditions

### Ambient conditions

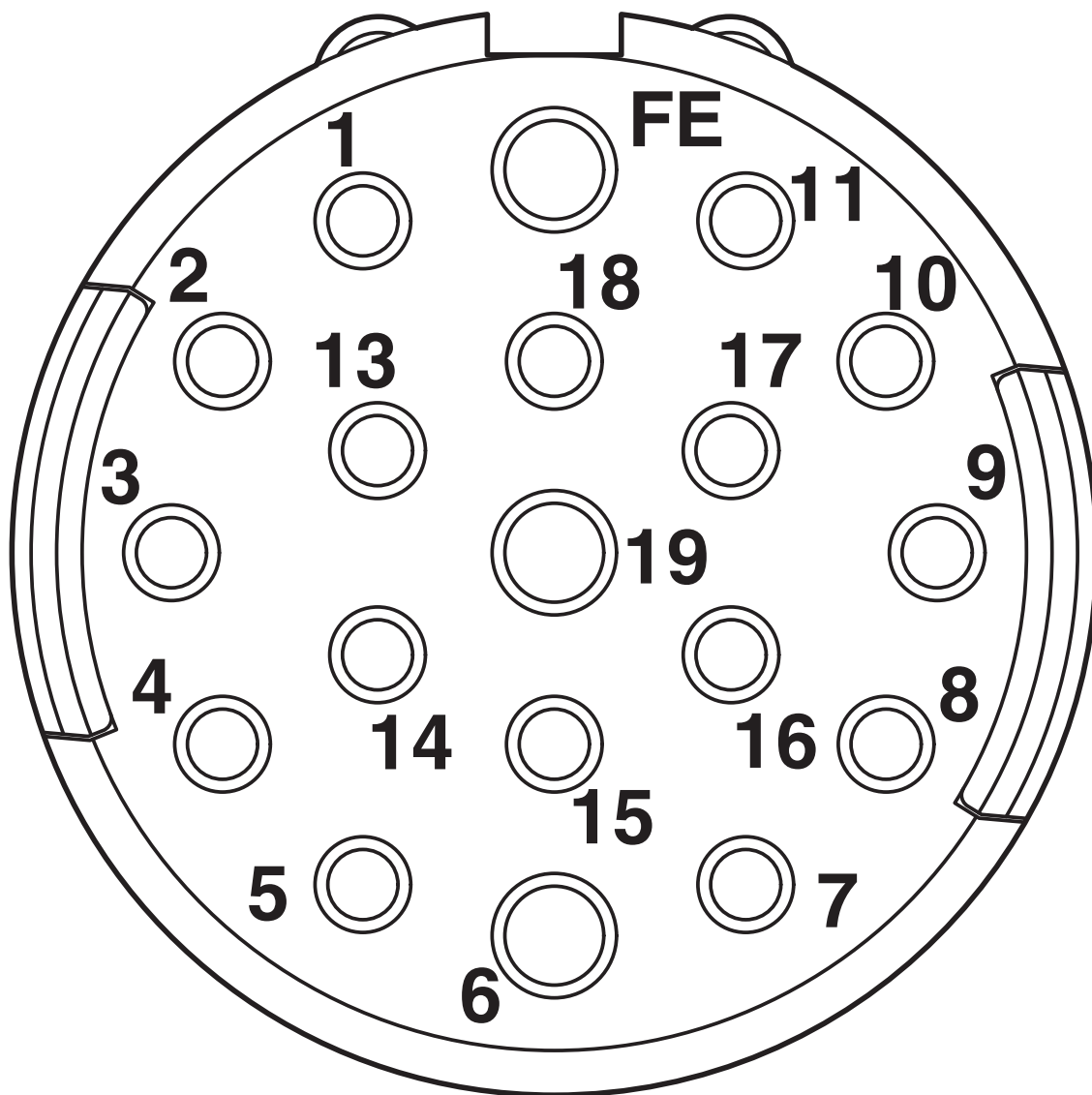
Ambient temperature (operation)	-40 °C ... 125 °C
---------------------------------	-------------------

1624021

<https://www.phoenixcontact.com/us/products/1624021>

## Drawings

Schematic diagram

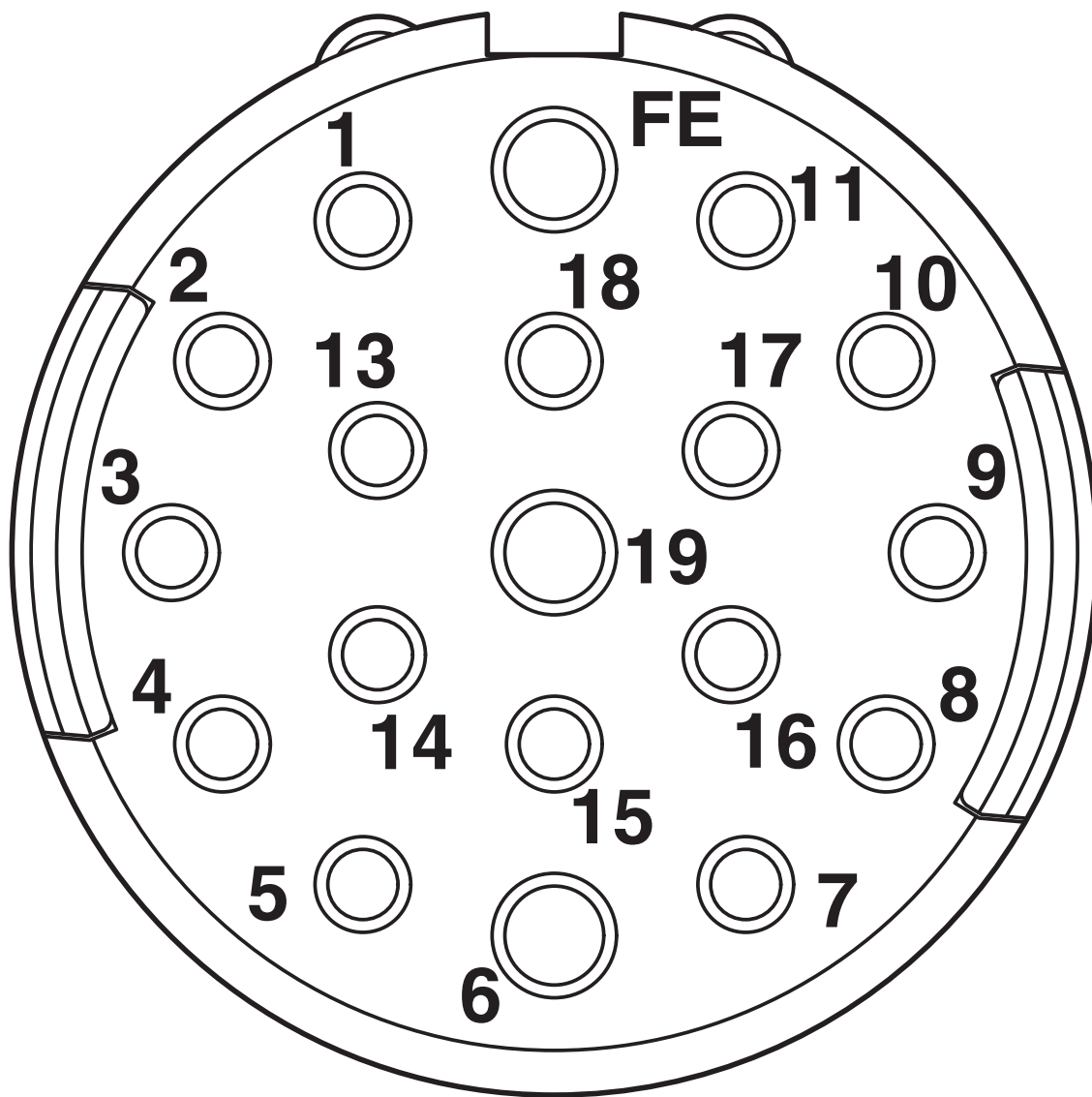


Connector pin assignment

1624021

<https://www.phoenixcontact.com/us/products/1624021>

Schematic diagram



Connector pin assignment

# CA-1RS1N8AHZ00 - Device connector rear mounting





1624021

<https://www.phoenixcontact.com/us/products/1624021>

## Approvals

To download certificates, visit the product detail page: <https://www.phoenixcontact.com/us/products/1624021>

 <b>cUL Recognized</b> Approval ID: E335019-20141210				
	Nominal voltage $U_N$	Nominal current $I_N$	Cross section AWG	Cross section $\text{mm}^2$
keine				
Power	48 V	6 A	18	-
Signal	48 V	5 A	18	-

 <b>UL Recognized</b> Approval ID: E335019-20141210				
	Nominal voltage $U_N$	Nominal current $I_N$	Cross section AWG	Cross section $\text{mm}^2$
keine				
Power	48 V	10 A	18	-
Signal	48 V	8 A	18	-

# CA-1RS1N8AHZ00 - Device connector rear mounting



1624021

<https://www.phoenixcontact.com/us/products/1624021>

## Classifications

### ECLASS

ECLASS-13.0	27440109
ECLASS-15.0	27440109

### ETIM

ETIM 9.0	EC003569
----------	----------

### UNSPSC

UNSPSC 21.0	39121400
-------------	----------

1624021

<https://www.phoenixcontact.com/us/products/1624021>

## Environmental product compliance

## EU RoHS

Fulfills EU RoHS substance requirements	Yes
Exemption	6(c)

## China RoHS

Environment friendly use period (EFUP)	EFUP-50
	An article-related China RoHS declaration table can be found in the download area for the respective article under "Manufacturer declaration". For all articles with EFUP-E, no China RoHS declaration table issued and required.

## EU REACH SVHC

REACH candidate substance (CAS No.)	Lead(CAS: 7439-92-1)
SCIP	03f539fd-cfe2-44d9-84bc-1c19ab1e68ac

Phoenix Contact 2025 © - all rights reserved

<https://www.phoenixcontact.com>

Phoenix Contact USA  
586 Fulling Mill Road  
Middletown, PA 17057, United States  
(+717) 944-1300  
[info@phoenixcon.com](mailto:info@phoenixcon.com)