

SH-8EPS48A9LB3S - Coupler connector



1621556

<https://www.phoenixcontact.com/us/products/1621556>

Please be informed that the data shown in this PDF document is generated from our online catalog. Please find the complete data in the user documentation. Our general terms of use for downloads are valid.



M23, Coupler connector, series: SH, straight long, shielded: yes, for standard and SPEEDCON interlock, No. of pos.: 8+4+PE, contact connection type: Pin, Crimp connection, cable diameter range: 9 mm ... 12 mm, this item is expected to be lead-free from Q1 2026 in accordance with RoHS II without exception 6c (Pb < 0.1%), a lead-free alternative is possible on request in advance

Your advantages

- All housing can be fitted with pin or socket contacts
- A total of eight contacts are available for signal transmission
- Safe use in the field, thanks to high degree of protection
- Consistent EMC protection for reliable connection solutions in the industrial environment

Commercial data

Item number	1621556
Packing unit	1 pc
Minimum order quantity	1 pc
Note	Made to order (non-returnable)
Sales key	AB33
Product key	ABRCDG
GTIN	4046356937047
Weight per piece (including packing)	114 g
Weight per piece (excluding packing)	102.557 g
Customs tariff number	85366990
Country of origin	DE

SH-8EPS48A9LB3S - Coupler connector



1621556

<https://www.phoenixcontact.com/us/products/1621556>

Technical data

Notes

Order information:	Crimp contacts, 8 x Ø 1 mm, 5 x Ø 2 mm, order separately
Safety note	
Safety note	<p>WARNING: The connectors may not be plugged in or disconnected under load. Ignoring the warning or improper use may damage persons and/or property.</p> <ul style="list-style-type: none">• WARNING: Commission properly functioning products only. The products must be regularly inspected for damage. Decommission defective products immediately. Replace damaged products. Repairs are not possible.• WARNING: Only electrically qualified personnel may install and operate the product. They must observe the following safety notes. The qualified personnel must be familiar with the basics of electrical engineering. They must be able to recognize and prevent danger. The relevant symbol on the packaging indicates that only personnel familiar with electrical engineering are allowed to install and operate the product.• The products are suitable for applications in plant, controller, and electrical device engineering.• When operating the connectors in outdoor applications, they must be separately protected against environmental influences.• Assembled products may not be manipulated or improperly opened.• Only use mating connectors that are specified in the technical data of the standards listed (e.g. the ones listed in the product accessories online at phoenixcontact.com/products).• When using the product in direct connection with third-party manufacturers, the user is responsible.• For operating voltages > 50 V AC, conductive connector housings must be grounded• Ensure that the protective or functional ground has been properly connected.• VDE 0100/1.97 § 411.1.3.2 and DIN EN 60 204/11.98 § 14.1.3 are applicable when combining several circuits in a cable and/or connector• Only use tools recommended by Phoenix Contact• The installation notes/Design In documents online on the download page at phoenixcontact.com/products must be observed for this product.• Operate the connector only when it is fully plugged in and interlocked.• Ensure that when laying the cable, the tensile load on the connectors does not exceed the upper limit specified in the standards.• Observe the minimum bending radius of the cable. Lay the cable without twisting it.• The connector warms up in normal operation. Depending on the ambient conditions, the surface of the connector can continue to warm up. In this case, the user is responsible for posting

SH-8EPS48A9LB3S - Coupler connector



1621556

<https://www.phoenixcontact.com/us/products/1621556>

warnings (e.g. DIN EN ISO 13732-1:2008-12).

Product properties

Product type	Circular connector (cable-side)
Application	Hybrid

Connector

Insulating body

Note	Order information: Crimp contacts, 8 x Ø 1 mm, 5 x Ø 2 mm, order separately
Protection against electric shock	IEC 61984 and VDE 0623
Material (Insulating body)	PA 6.6
Insertion/withdrawal cycles	100
Connection method	Crimp connection
Contact switching type	Pin
Application	Hybrid
Number of positions	13
Connection profile	8+4+PE
Installation height	2000 m
Number Contact (Power contacts)	5
Diameter Contact (Power contacts)	2 mm
Litz wire cross-section min. Contact (Power contacts)	0.25 mm ²
Litz wire cross-section max. Contact (Power contacts)	4 mm ²
Rated current Contact (Power contacts)	30 A (for max. connection cross section)
Rated voltage Contact (Power contacts)	630 V AC (Overvoltage category III/3) 850 V DC (Overvoltage category II/3)
Rated surge voltage	6 kV
Number Contact (Signal contacts)	8
Diameter Contact (Signal contacts)	1 mm
Litz wire cross-section min. Contact (Signal contacts)	0.06 mm ²
Litz wire cross-section max. Contact (Signal contacts)	1 mm ²
Rated current Contact (Signal contacts)	8 A (for max. connection cross section)
Rated voltage Contact (Signal contacts)	50 V
Rated surge voltage	1.5 kV
Overvoltage category	III
Degree of pollution	3

Housing

Note	The suitability for assembly must be checked when fully assigned with maximum wire cross sections.
Type	Coupling housing
Thread type	M23
Design	straight long
Type of locking	for standard and SPEEDCON interlock
Pg screw connection	none

SH-8EPS48A9LB3S - Coupler connector



1621556

<https://www.phoenixcontact.com/us/products/1621556>

Housing material	Turned parts: copper zinc alloy (CuZn), die-cast parts: zinc (GD-Zn)
Material for screw connection	CuZn
Degree of protection (plugged in)	IP67
	IP68

Seal

External cable diameter	9 mm ... 12 mm
-------------------------	----------------

Environmental and real-life conditions

Ambient conditions

Ambient temperature (operation)	-40 °C ... 115 °C (see derating curve)
Permissible humidity (storage/transport)	50 % ... 65 %

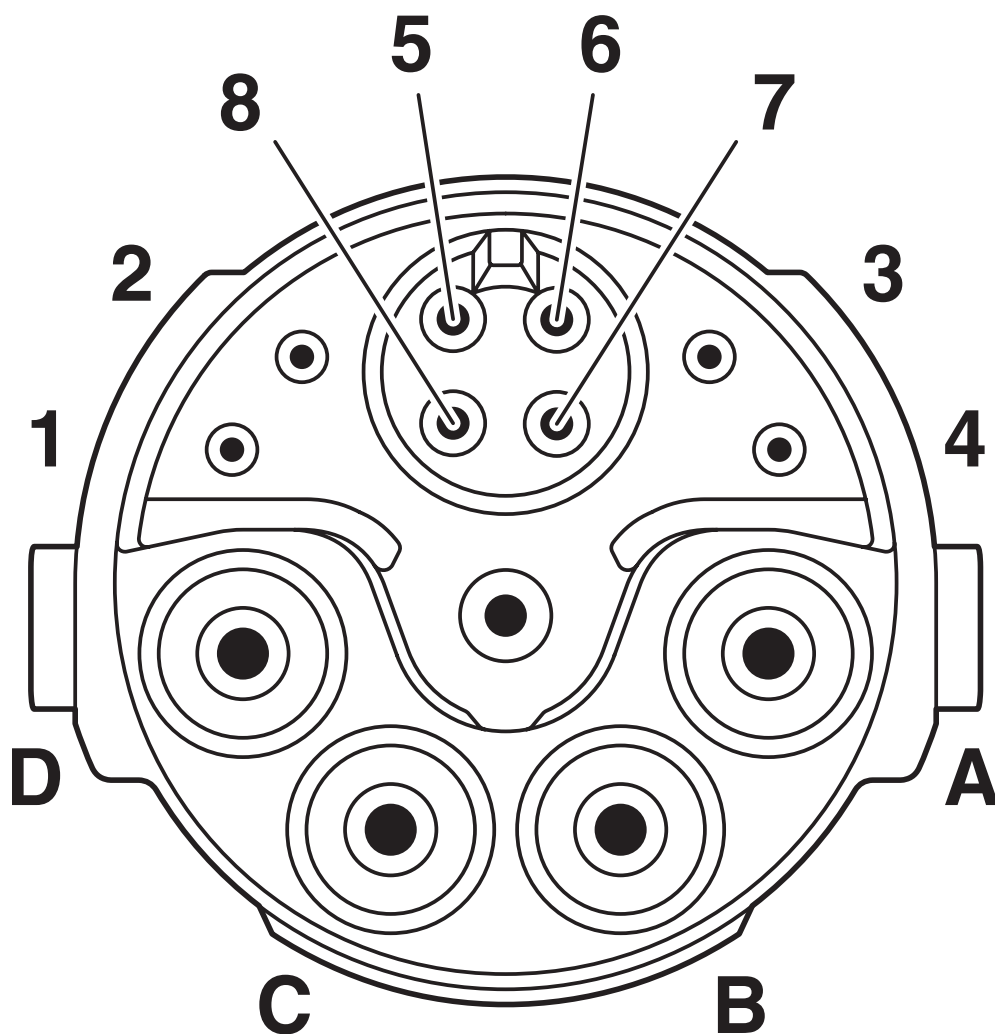
SH-8EPS48A9LB3S - Coupler connector

1621556

<https://www.phoenixcontact.com/us/products/1621556>

Drawings

Schematic diagram



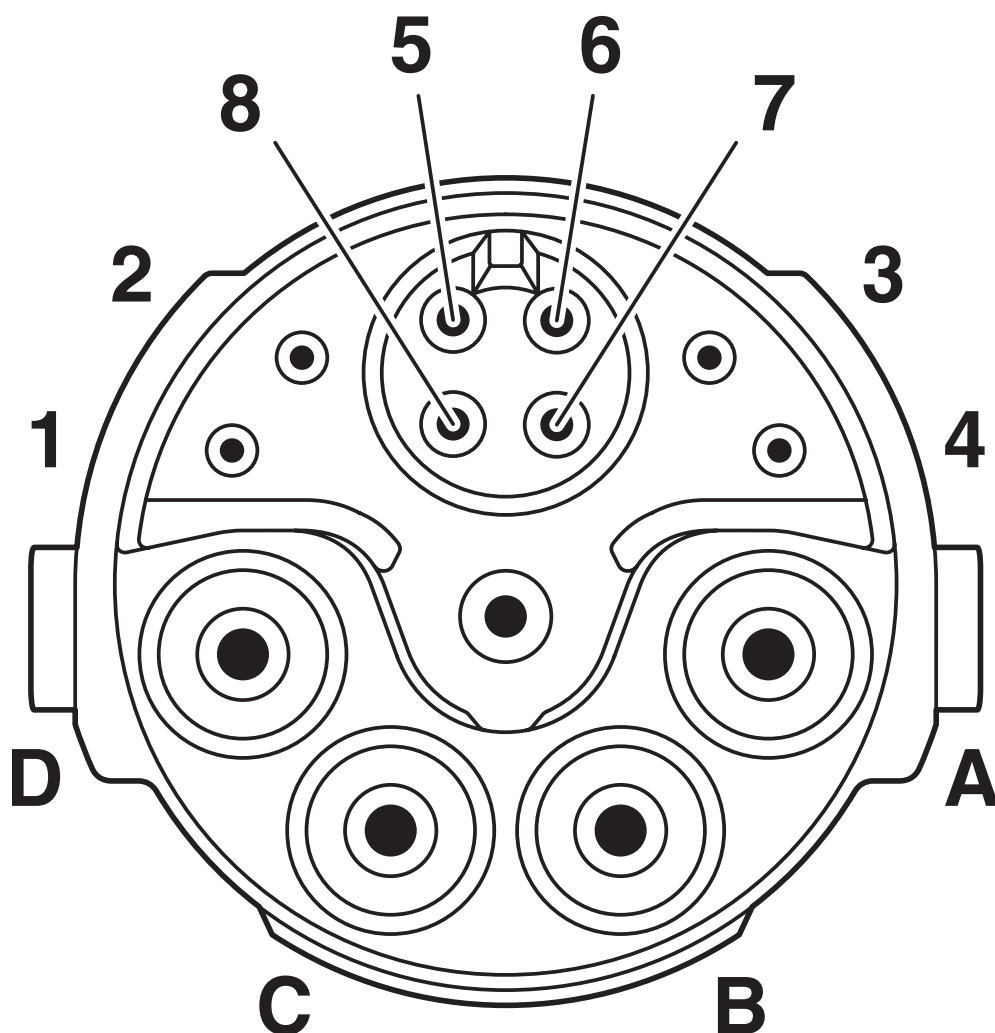
Pin assignment of pin, signal

SH-8EPS48A9LB3S - Coupler connector

1621556

<https://www.phoenixcontact.com/us/products/1621556>

Schematic diagram



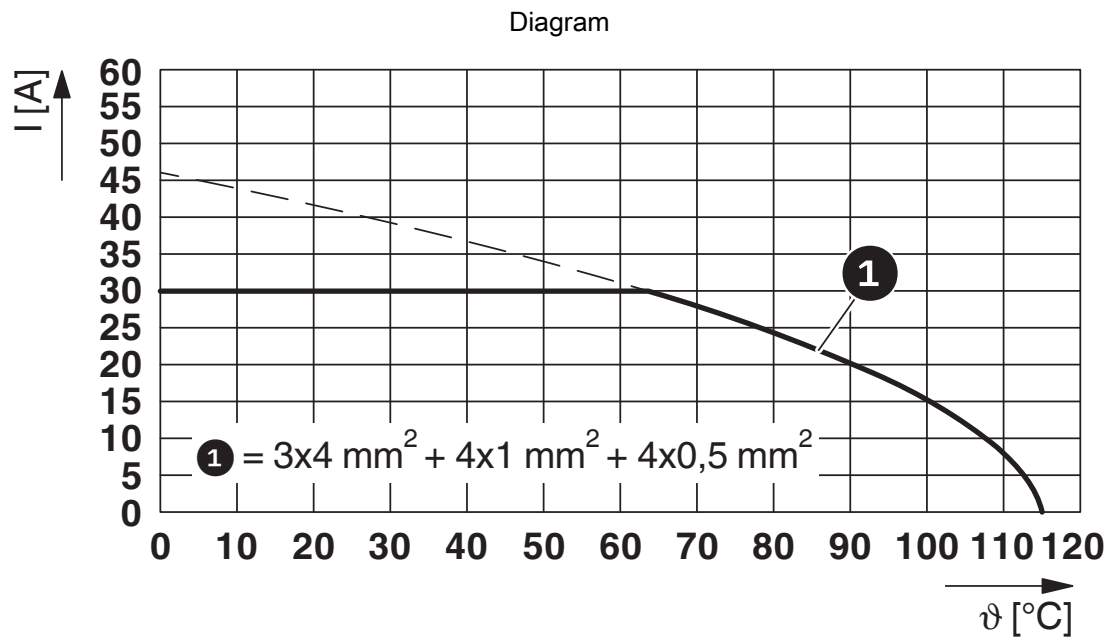
Pin assignment of pin, signal

SH-8EPS48A9LB3S - Coupler connector



1621556

<https://www.phoenixcontact.com/us/products/1621556>



I = current strength, ϑ = ambient temperature, power contacts A-C: 3 x up to 30 A, signal contacts: 4 x 2 A constant, data contacts: 4 x 1 A constant


SH-8EPS48A9LB3S - Coupler connector



1621556

<https://www.phoenixcontact.com/us/products/1621556>

Approvals

 To download certificates, visit the product detail page: <https://www.phoenixcontact.com/us/products/1621556>



cUL Recognized

Approval ID: E153698-20181206



UL Recognized

Approval ID: E153698-20181206

SH-8EPS48A9LB3S - Coupler connector



1621556

<https://www.phoenixcontact.com/us/products/1621556>

Classifications

ECLASS

ECLASS-13.0	27440116
ECLASS-15.0	27440116

ETIM

ETIM 9.0	EC002635
----------	----------

UNSPSC

UNSPSC 21.0	39121400
-------------	----------

SH-8EPS48A9LB3S - Coupler connector



1621556

<https://www.phoenixcontact.com/us/products/1621556>

Environmental product compliance

EU RoHS

Fulfills EU RoHS substance requirements	Yes
Exemption	6(c)

China RoHS

Environment friendly use period (EFUP)	EFUP-50
	An article-related China RoHS declaration table can be found in the download area for the respective article under "Manufacturer declaration". For all articles with EFUP-E, no China RoHS declaration table issued and required.

EU REACH SVHC

REACH candidate substance (CAS No.)	Lead(CAS: 7439-92-1)
SCIP	8faa4dbc-c01b-4481-8a7c-5ea07434e8ca

Phoenix Contact 2025 © - all rights reserved

<https://www.phoenixcontact.com>

Phoenix Contact USA
586 Fulling Mill Road
Middletown, PA 17057, United States
(+717) 944-1300
info@phoenixcon.com