

# K-5E-M17 M9/2,0-C01/M17 F8 - Connector in molded plastic on both sides



1619319

<https://www.phoenixcontact.com/us/products/1619319>

Please be informed that the data shown in this PDF document is generated from our online catalog. Please find the complete data in the user documentation. Our general terms of use for downloads are valid.



Connector in molded plastic on both sides, series: KST, M17-Socket, Straight, plastic molded, number of positions: 5+PE, type of locking: Screw locking mechanism, on M17-Pin, Straight, plastic molded, number of positions: 5+PE, cable length: 2 m, shielded: yes, this item is expected to be lead-free from Q1 2027 in accordance with RoHS II without exception 6c (Pb < 0.1%), a lead-free alternative is possible on request in advance

## Your advantages

- Our standard: robust halogen-free PUR cable
- Simple and safe: 100% electrically tested and assembled ready for use
- Designs with preassembled cables on one or both sides
- High flexibility: customer-specific assemblies and cable lengths can be supplied

## Commercial data

Item number	1619319
Packing unit	1 pc
Minimum order quantity	1 pc
Sales key	AB34
Product key	ABRDBG
GTIN	4046356830607
Weight per piece (including packing)	364.9 g
Weight per piece (excluding packing)	349.927 g
Customs tariff number	85444290
Country of origin	DE

# K-5E-M17 M9/2,0-C01/M17 F8 - Connector in molded plastic on both sides



1619319

<https://www.phoenixcontact.com/us/products/1619319>

## Technical data

### Notes

Notes on operation	Observe derating curve.
--------------------	-------------------------

### Safety note

Safety note	<p>WARNING: The connectors may not be plugged in or disconnected under load. Ignoring the warning or improper use may damage persons and/or property.</p> <ul style="list-style-type: none"><li>• WARNING: Commission properly functioning products only. The products must be regularly inspected for damage. Decommission defective products immediately. Replace damaged products. Repairs are not possible.</li><li>• WARNING: Only electrically qualified personnel may install and operate the product. They must observe the following safety notes. The qualified personnel must be familiar with the basics of electrical engineering. They must be able to recognize and prevent danger. The relevant symbol on the packaging indicates that only personnel familiar with electrical engineering are allowed to install and operate the product.</li><li>• The products are suitable for applications in plant, controller, and electrical device engineering.</li><li>• When operating the connectors in outdoor applications, they must be separately protected against environmental influences.</li><li>• Assembled products may not be manipulated or improperly opened.</li><li>• Only use mating connectors that are specified in the technical data of the standards listed (e.g. the ones listed in the product accessories online at <a href="https://www.phoenixcontact.com/products">phoenixcontact.com/products</a>).</li><li>• When using the product in direct connection with third-party manufacturers, the user is responsible.</li><li>• For operating voltages &gt; 50 V AC, conductive connector housings must be grounded</li><li>• Ensure that the protective or functional ground has been properly connected.</li><li>• VDE 0100/1.97 § 411.1.3.2 and DIN EN 60 204/11.98 § 14.1.3 are applicable when combining several circuits in a cable and/or connector</li><li>• Only use tools recommended by Phoenix Contact</li><li>• The installation notes/Design In documents online on the download page at <a href="https://www.phoenixcontact.com/products">phoenixcontact.com/products</a> must be observed for this product.</li><li>• Operate the connector only when it is fully plugged in and interlocked.</li><li>• Ensure that when laying the cable, the tensile load on the connectors does not exceed the upper limit specified in the standards.</li><li>• Observe the minimum bending radius of the cable. Lay the cable without twisting it.</li><li>• The connector warms up in normal operation. Depending on the</li></ul>
-------------	--

# K-5E-M17 M9/2,0-C01/M17 F8 - Connector in molded plastic on both sides



1619319

<https://www.phoenixcontact.com/us/products/1619319>

ambient conditions, the surface of the connector can continue to warm up. In this case, the user is responsible for posting warnings (e.g. DIN EN ISO 13732-1:2008-12).

## Product properties

Product type

Signal and power cable

## Connector

### Connector specifications

Type	Straight, plastic molded
Housing material	Die-cast zinc
Thread type	M17
Type of locking	Screw locking mechanism
Degree of protection	IP67, when in locked state
No. of pos.	5+PE
Direction of rotation	Standard
Contact switching type	Socket
Insertion/withdrawal cycles	50
Contact resistance	< 0.3 mΩ
Voltage	630 V
Overvoltage category	III
Degree of pollution	3
Rated surge voltage	6 kV
Ambient temperature (operation)	-40 °C ... 105 °C

### Cable specifications

Cable type	PSLC11Y-J
Shielded	yes
Cable structure	4x 1.0 mm <sup>2</sup> + 2x 0.5 mm <sup>2</sup>
External cable diameter	8.90 mm ±0.3 mm
Outer sheath, material	PUR
Material wire insulation	PP
Single wire, color	black 1, black 2, black 3, black 4, green/yellow Power wires + PE black, white Signal wires
Nominal voltage, cable	1000 V
Test voltage	4 kV
Smallest bending radius, movable installation	69 mm
Max. bending cycles	5000000
Traversing path	5 m
Acceleration	5 m/s <sup>2</sup>
Ambient temperature (operation) for fixed installation	-40 °C ... 80 °C
Ambient temperature (operation) for flexible installation	-25 °C ... 80 °C
UL AWM style	80°C/1000 V

# K-5E-M17 M9/2,0-C01/M17 F8 - Connector in molded plastic on both sides



1619319

<https://www.phoenixcontact.com/us/products/1619319>

Special properties	Flexible cable conduit capable
Flame resistance	according to UL 758/1581 FT1
Halogen-free	in accordance with EN 50267-2-1
Resistance to oil	EN 60811-2-1

## Connector specifications (second page)

Type	Straight, plastic molded
Housing material	Die-cast zinc
Thread type	M17
Degree of protection	IP67, when in locked state
No. of pos.	5+PE
Direction of rotation	Standard
Contact switching type	Pin
Insertion/withdrawal cycles	50
Contact resistance	< 0.3 mΩ
Voltage	630 V
Overvoltage category	III
Degree of pollution	3
Rated surge voltage	6 kV
Ambient temperature (operation)	-40 °C ... 105 °C

## Cable/line

Cable length	2 m
--------------	-----

# K-5E-M17 M9/2,0-C01/M17 F8 - Connector in molded plastic on both sides




1619319

<https://www.phoenixcontact.com/us/products/1619319>

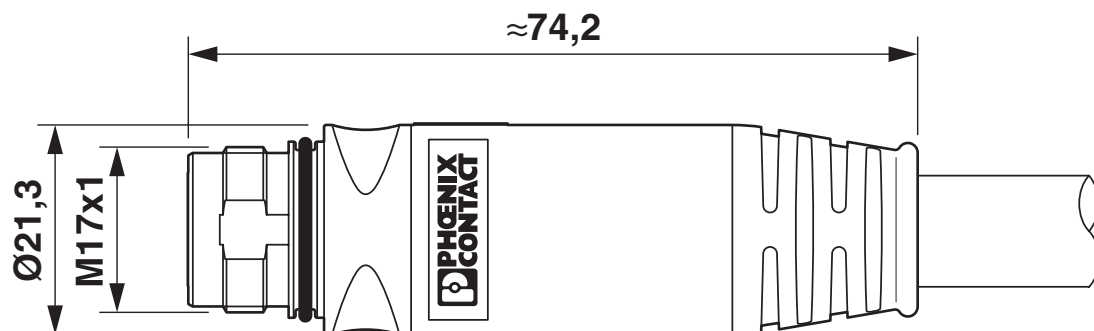
## Drawings

Dimensional drawing



On the female side

Dimensional drawing



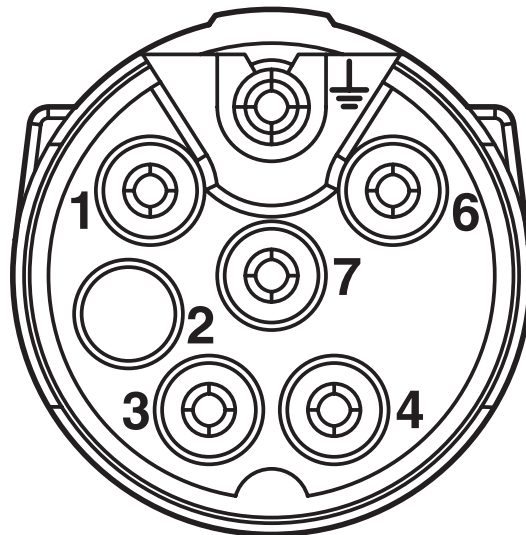
Pin side

# K-5E-M17 M9/2,0-C01/M17 F8 - Connector in molded plastic on both sides

1619319

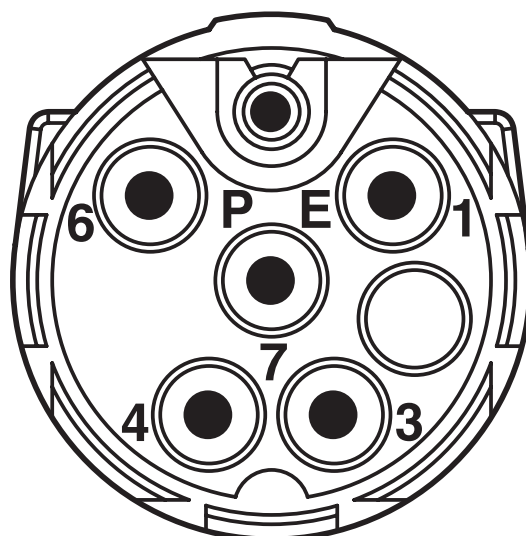
<https://www.phoenixcontact.com/us/products/1619319>

Schematic diagram



Socket pin assignment

Schematic diagram

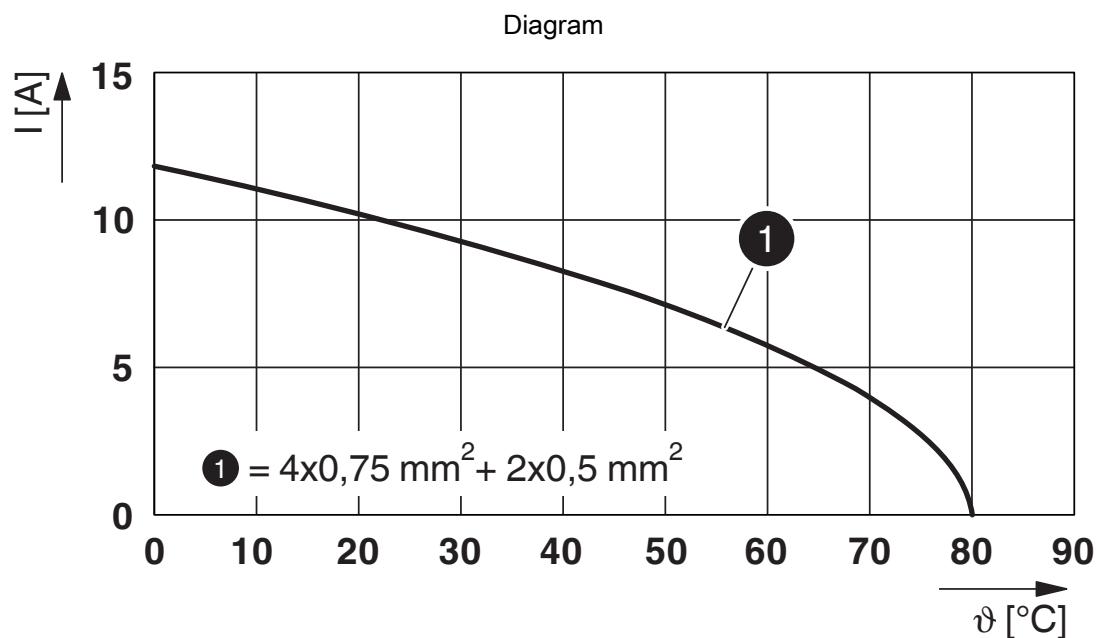


Pin assignment of pin

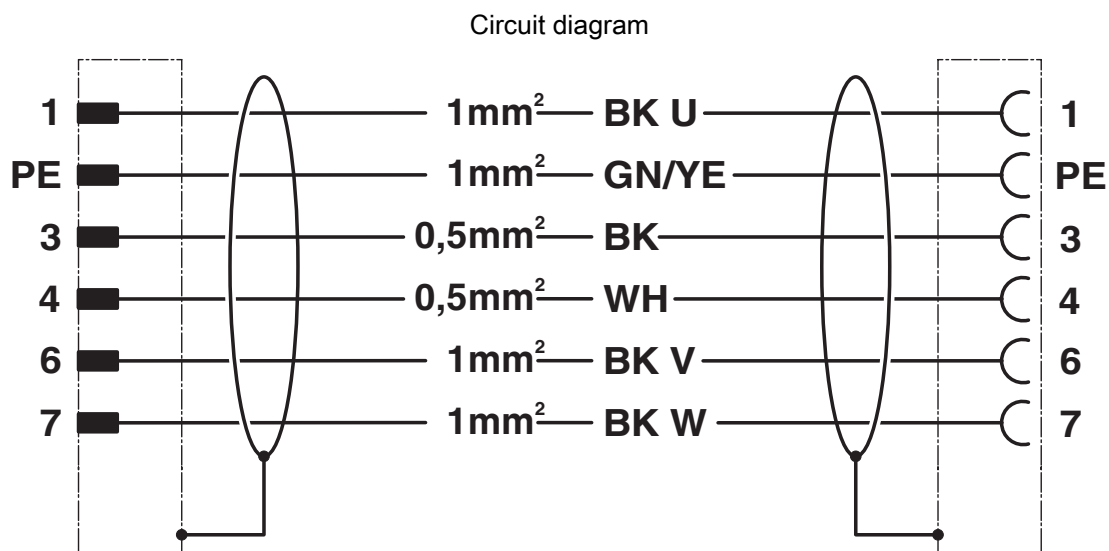
# K-5E-M17 M9/2,0-C01/M17 F8 - Connector in molded plastic on both sides

1619319

<https://www.phoenixcontact.com/us/products/1619319>



$I$  = current strength,  $T$  = ambient temperature



Contact assignment of M17 plugs/sockets, cable type C01

# K-5E-M17 M9/2,0-C01/M17 F8 - Connector in molded plastic on both sides



1619319

<https://www.phoenixcontact.com/us/products/1619319>

## Classifications

### ECLASS

ECLASS-13.0	27060106
ECLASS-15.0	27060106

### ETIM

ETIM 9.0	EC003250
----------	----------

### UNSPSC

UNSPSC 21.0	26121600
-------------	----------



# K-5E-M17 M9/2,0-C01/M17 F8 - Connector in molded plastic on both sides



1619319

<https://www.phoenixcontact.com/us/products/1619319>

## Environmental product compliance

### EU RoHS

Fulfills EU RoHS substance requirements	Yes
Exemption	6(b), 6(c)

### China RoHS

Environment friendly use period (EFUP)	EFUP-50
	An article-related China RoHS declaration table can be found in the download area for the respective article under "Manufacturer declaration". For all articles with EFUP-E, no China RoHS declaration table issued and required.

### EU REACH SVHC

REACH candidate substance (CAS No.)	Lead(CAS: 7439-92-1)
SCIP	b1f4f988-900b-4de7-af23-c1108f58fba2

Phoenix Contact 2025 © - all rights reserved

<https://www.phoenixcontact.com>

Phoenix Contact USA  
586 Fulling Mill Road  
Middletown, PA 17057, United States  
(+717) 944-1300  
[info@phoenixcon.com](mailto:info@phoenixcon.com)