

# ST-7EP1N8A8004S - Cable connector



1607738

<https://www.phoenixcontact.com/us/products/1607738>

Please be informed that the data shown in this PDF document is generated from our online catalog. Please find the complete data in the user documentation. Our general terms of use for downloads are valid.



Cable connector, straight, SPEEDCON, M17, number of positions: 7+PE, contact connection type: Pin, shielded: yes, degree of protection: IP67, cable diameter range: 8 mm ... 10 mm, number of positions: 8, connection method: Crimp connection, series: ST, this item is expected to be lead-free from Q3 2025 in accordance with RoHS II without exception 6c (Pb < 0.1%), a lead-free alternative is possible on request in advance, This product is in the process of being discontinued. This product must no longer be considered for new projects. Please contact your sales representative for alternatives.

## Your advantages

- Consistent EMC protection for reliable connection solutions in the industrial environment
- Crimping connection: vibration- and temperature-resistant assembly
- Flexible use: reliably connect various cable diameters
- Molded designs with preassembled cables on one or both sides

## Commercial data

|                                      |               |
|--------------------------------------|---------------|
| Item number                          | 1607738       |
| Packing unit                         | 1 pc          |
| Minimum order quantity               | 1 pc          |
| Sales key                            | AB32          |
| Product key                          | ABRBEB        |
| GTIN                                 | 4046356274388 |
| Weight per piece (including packing) | 62.2 g        |
| Weight per piece (excluding packing) | 58.602 g      |
| Customs tariff number                | 85366990      |
| Country of origin                    | DE            |

## Technical data

### Notes

|                    |   |
|--------------------|---|
| Order information: | Order crimp contacts Ø 1 mm separately  |
| Safety note        |   |
| Safety note        | <p>WARNING: The connectors may not be plugged in or disconnected under load. Ignoring the warning or improper use may damage persons and/or property.</p> <ul style="list-style-type: none"> <li>• WARNING: Commission properly functioning products only. The products must be regularly inspected for damage. Decommission defective products immediately. Replace damaged products. Repairs are not possible.</li> <li>• WARNING: Only electrically qualified personnel may install and operate the product. They must observe the following safety notes. The qualified personnel must be familiar with the basics of electrical engineering. They must be able to recognize and prevent danger. The relevant symbol on the packaging indicates that only personnel familiar with electrical engineering are allowed to install and operate the product.</li> <li>• The products are suitable for applications in plant, controller, and electrical device engineering.</li> <li>• When operating the connectors in outdoor applications, they must be separately protected against environmental influences.</li> <li>• Assembled products may not be manipulated or improperly opened.</li> <li>• Only use mating connectors that are specified in the technical data of the standards listed (e.g. the ones listed in the product accessories online at <a href="https://www.phoenixcontact.com/products">phoenixcontact.com/products</a>).</li> <li>• When using the product in direct connection with third-party manufacturers, the user is responsible.</li> <li>• For operating voltages &gt; 50 V AC, conductive connector housings must be grounded</li> <li>• Ensure that the protective or functional ground has been properly connected.</li> <li>• VDE 0100/1.97 § 411.1.3.2 and DIN EN 60 204/11.98 § 14.1.3 are applicable when combining several circuits in a cable and/or connector</li> <li>• Only use tools recommended by Phoenix Contact</li> <li>• The installation notes/Design In documents online on the download page at <a href="https://www.phoenixcontact.com/products">phoenixcontact.com/products</a> must be observed for this product.</li> <li>• Operate the connector only when it is fully plugged in and interlocked.</li> <li>• Ensure that when laying the cable, the tensile load on the connectors does not exceed the upper limit specified in the standards.</li> <li>• Observe the minimum bending radius of the cable. Lay the cable without twisting it.</li> <li>• The connector warms up in normal operation. Depending on the ambient conditions, the surface of the connector can continue to warm up. In this case, the user is responsible for posting</li> </ul> |

# ST-7EP1N8A8004S - Cable connector



1607738

<https://www.phoenixcontact.com/us/products/1607738>

warnings (e.g. DIN EN ISO 13732-1:2008-12).

## Product properties

|                     |                                 |
|---------------------|---------------------------------|
| Product type        | Circular connector (cable-side) |
| Series              | ST                              |
| Application         | Power                           |
| Number of positions | 8                               |
| Connection profile  | 7+PE                            |
| Shielded            | yes                             |
| Coding              | N                               |
| Thread type         | M17                             |

## Material specifications

|                          |              |
|--------------------------|--------------|
| Material Housing         | GD-Zn        |
| Material Rotating parts  | CuZn         |
| Material Housing surface | Ni           |
| Material Insulating body | PA 6.6       |
| Material Seal            | FPM (O-ring) |

## Connection data

### Conductor connection

|                   |                  |
|-------------------|------------------|
| Connection method | Crimp connection |
|-------------------|------------------|

## Electrical properties

### Contact: Contact group 1

|                       |       |
|-----------------------|-------|
| Contact diameter      | 1 mm  |
| Nominal current $I_N$ | 14 A  |
| Nominal voltage $U_N$ | 630 V |
| Overvoltage category  | III   |
| Degree of pollution   | 3     |
| Rated surge voltage   | 6 kV  |

### Contact: Contact group 2

|                  |      |
|------------------|------|
| Contact diameter | 1 mm |
|------------------|------|

## Connector

|                       |          |
|-----------------------|----------|
| Type                  | straight |
| Direction of rotation | Standard |

### Connection 1

|                   |          |
|-------------------|----------|
| Head design       | Pin      |
| Head cable outlet | straight |
| Head thread type  | M17      |

## Cable/line

# ST-7EP1N8A8004S - Cable connector



1607738

<https://www.phoenixcontact.com/us/products/1607738>

|                         |                |
|-------------------------|----------------|
| External cable diameter | 8 mm ... 10 mm |
|-------------------------|----------------|

## Environmental and real-life conditions

### Ambient conditions

|  |                   |
|--|-------------------|
| Degree of protection                     | IP67              |
| Ambient temperature (operation)          | -40 °C ... 125 °C |
| Altitude                                 | 2000 m            |
| Permissible humidity (storage/transport) | 50 % ... 65 %     |

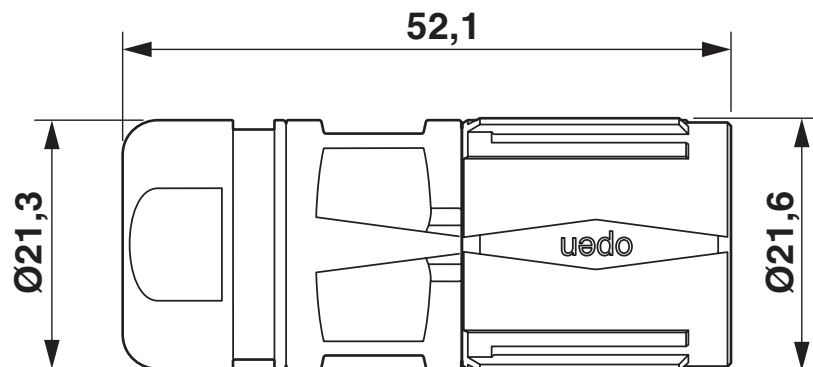
# ST-7EP1N8A8004S - Cable connector

1607738

<https://www.phoenixcontact.com/us/products/1607738>

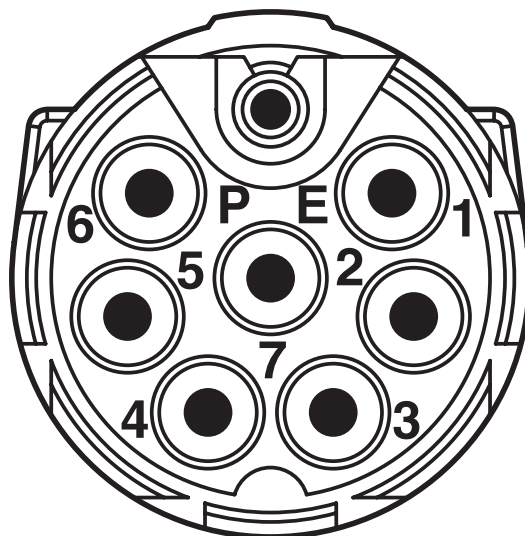
## Drawings

Dimensional drawing



Technical drawings can be found under Downloads

Schematic diagram

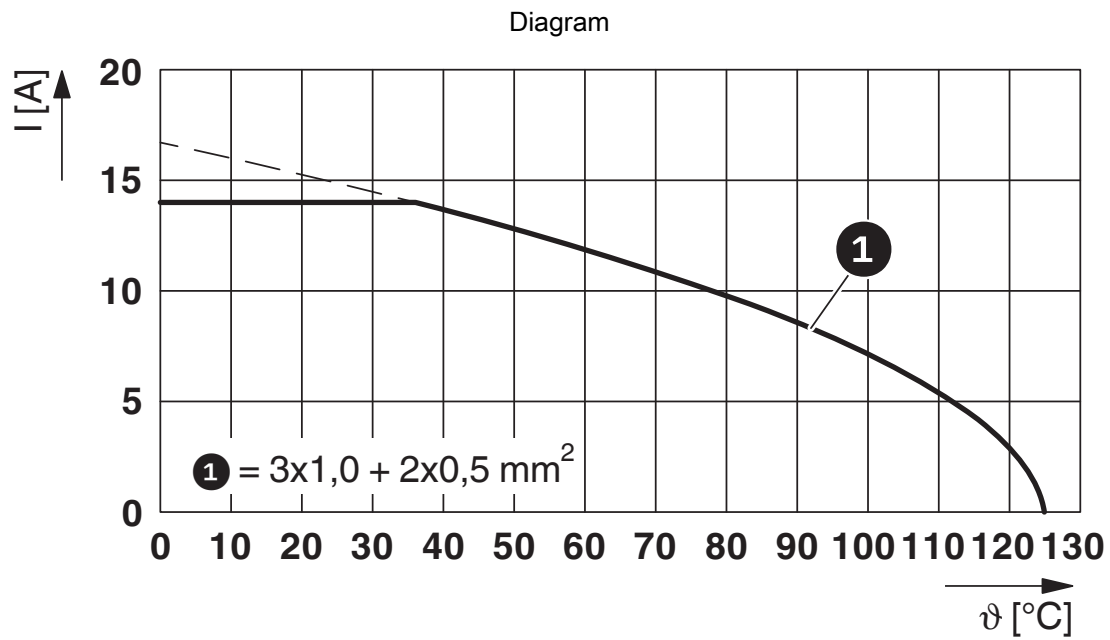


Connector pin assignment

# ST-7EP1N8A8004S - Cable connector

1607738

<https://www.phoenixcontact.com/us/products/1607738>



$I$  = current strength,  $\vartheta$  = ambient temperature, 3x 14 A + 2x 2 A constant

# ST-7EP1N8A8004S - Cable connector





1607738


<https://www.phoenixcontact.com/us/products/1607738>


## Approvals


To download certificates, visit the product detail page: <https://www.phoenixcontact.com/us/products/1607738>

|  <b>cUL Recognized</b><br>Approval ID: E335019-20111129 |                                |                                |                   |                               |
|--|--------------------------------|--------------------------------|-------------------|-------------------------------|
|  | Nominal voltage U <sub>N</sub> | Nominal current I <sub>N</sub> | Cross section AWG | Cross section mm <sup>2</sup> |
| keine  |                                |                                |                   |                               |
| Power  | 600 V                          | 5 A                            | -                 | -                             |
| Signal   | 600 V                          | 4 A                            | -                 | -                             |

|  <b>UL Recognized</b><br>Approval ID: E335019-20111129 |                                |                                |                   |                               |
|---|--------------------------------|--------------------------------|-------------------|-------------------------------|
|   | Nominal voltage U <sub>N</sub> | Nominal current I <sub>N</sub> | Cross section AWG | Cross section mm <sup>2</sup> |
| keine   |                                |                                |                   |                               |
| Power   | 600 V                          | 5 A                            | -                 | -                             |
| Signal  | 600 V                          | 4 A                            | -                 | -                             |

|  <b>UL Recognized</b><br>Approval ID: E153698-20140124 |                                |                                |                   |                               |
|---|--------------------------------|--------------------------------|-------------------|-------------------------------|
|   | Nominal voltage U <sub>N</sub> | Nominal current I <sub>N</sub> | Cross section AWG | Cross section mm <sup>2</sup> |
| keine   |                                |                                |                   |                               |
| Power   | 600 V                          | 5 A                            | -                 | -                             |
| Signal  | 600 V                          | 4 A                            | -                 | -                             |

|  <b>UL Listed</b><br>Approval ID: E468743-20210825 |                                |                                |                   |                               |
|---|--------------------------------|--------------------------------|-------------------|-------------------------------|
|   | Nominal voltage U <sub>N</sub> | Nominal current I <sub>N</sub> | Cross section AWG | Cross section mm <sup>2</sup> |
| keine   |                                |                                |                   |                               |
| Power   | 600 V                          | 10 A                           | 18                | 18                            |
| Signal  | 60 V                           | 2 A                            | 19                | 19                            |

|  <b>cUL Recognized</b><br>Approval ID: E153698-20140124 |                                |                                |                   |                               |
|--|--------------------------------|--------------------------------|-------------------|-------------------------------|
|  | Nominal voltage U <sub>N</sub> | Nominal current I <sub>N</sub> | Cross section AWG | Cross section mm <sup>2</sup> |
| keine  |                                |                                |                   |                               |
| Power  | 600 V                          | 5 A                            | -                 | -                             |
| Signal   | 600 V                          | 4 A                            | -                 | -                             |

|  <b>cUL Listed</b><br>Approval ID: E468743-20210825 |  |  |  |  |
|--|--|--|--|--|
|--|--|--|--|--|

# ST-7EP1N8A8004S - Cable connector



1607738

<https://www.phoenixcontact.com/us/products/1607738>

|        | Nominal voltage $U_N$ | Nominal current $I_N$ | Cross section AWG | Cross section $\text{mm}^2$ |
|--------|-----------------------|-----------------------|-------------------|-----------------------------|
| keine  |                       |                       |                   |                             |
| Power  | 600 V                 | 8 A                   | 18                | -                           |
| Signal | 60 V                  | 2 A                   | 19                | -                           |



# ST-7EP1N8A8004S - Cable connector



1607738

<https://www.phoenixcontact.com/us/products/1607738>

## Classifications

### ECLASS

|             |          |
|-------------|----------|
| ECLASS-13.0 | 27440116 |
| ECLASS-15.0 | 27440116 |

### ETIM

|          |          |
|----------|----------|
| ETIM 9.0 | EC002635 |
|----------|----------|

### UNSPSC

|             |          |
|-------------|----------|
| UNSPSC 21.0 | 39121400 |
|-------------|----------|

# ST-7EP1N8A8004S - Cable connector



1607738

<https://www.phoenixcontact.com/us/products/1607738>

## Environmental product compliance

### EU RoHS

|   |      |
|---|------|
| Fulfills EU RoHS substance requirements | Yes  |
| Exemption                               | 6(c) |

### China RoHS

|  |   |
|--|---|
| Environment friendly use period (EFUP) | EFUP-50   |
|  | An article-related China RoHS declaration table can be found in the download area for the respective article under "Manufacturer declaration". For all articles with EFUP-E, no China RoHS declaration table issued and required. |

### EU REACH SVHC

|                                     |                                      |
|-------------------------------------|--------------------------------------|
| REACH candidate substance (CAS No.) | Lead(CAS: 7439-92-1)                 |
| SCIP                                | 86c3a9bf-b1b0-4434-ba05-c228cf191dd7 |

Phoenix Contact 2025 © - all rights reserved

<https://www.phoenixcontact.com>

Phoenix Contact USA  
586 Fulling Mill Road  
Middletown, PA 17057, United States  
(+717) 944-1300  
[info@phoenixcon.com](mailto:info@phoenixcon.com)