

ST-3ES1N8AW400S - Device connector front mounting



1607692

<https://www.phoenixcontact.com/us/products/1607692>

Please be informed that the data shown in this PDF document is generated from our online catalog. Please find the complete data in the user documentation. Our general terms of use for downloads are valid.



Device connector front mounting, straight, for standard and SPEEDCON interlock, M17, number of positions: 3+PE, contact connection type: Socket, shielded: yes, flange dimensions: 21.6 mm x 21.6 mm, number of positions: 4, connection method: Crimp connection, series: ST, This product is in the process of being discontinued. This product must no longer be considered for new projects. Please contact your sales representative for alternatives.

Your advantages

- Consistent EMC protection for reliable connection solutions in the industrial environment
- Crimping connection: vibration- and temperature-resistant assembly
- Flexible mounting, thanks to snap-in contact inserts

Commercial data

Item number	1607692
Packing unit	1 pc
Minimum order quantity	1 pc
Sales key	AB32
Product key	ABRBEL
GTIN	4046356273978
Weight per piece (including packing)	40.1 g
Weight per piece (excluding packing)	25.247 g
Customs tariff number	85366990
Country of origin	DE

ST-3ES1N8AW400S - Device connector front mounting



1607692

<https://www.phoenixcontact.com/us/products/1607692>

Technical data

Notes

Order information:	Order crimp contacts Ø 2 mm separately
Safety note	
Safety note	<p>WARNING: The connectors may not be plugged in or disconnected under load. Ignoring the warning or improper use may damage persons and/or property.</p> <ul style="list-style-type: none">• WARNING: Commission properly functioning products only. The products must be regularly inspected for damage. Decommission defective products immediately. Replace damaged products. Repairs are not possible.• WARNING: Only electrically qualified personnel may install and operate the product. They must observe the following safety notes. The qualified personnel must be familiar with the basics of electrical engineering. They must be able to recognize and prevent danger. The relevant symbol on the packaging indicates that only personnel familiar with electrical engineering are allowed to install and operate the product.• The products are suitable for applications in plant, controller, and electrical device engineering.• When operating the connectors in outdoor applications, they must be separately protected against environmental influences.• Assembled products may not be manipulated or improperly opened.• Only use mating connectors that are specified in the technical data of the standards listed (e.g. the ones listed in the product accessories online at phoenixcontact.com/products).• When using the product in direct connection with third-party manufacturers, the user is responsible.• For operating voltages > 50 V AC, conductive connector housings must be grounded• Ensure that the protective or functional ground has been properly connected.• VDE 0100/1.97 § 411.1.3.2 and DIN EN 60 204/11.98 § 14.1.3 are applicable when combining several circuits in a cable and/or connector• Only use tools recommended by Phoenix Contact• The installation notes/Design In documents online on the download page at phoenixcontact.com/products must be observed for this product.• Operate the connector only when it is fully plugged in and interlocked.• Ensure that when laying the cable, the tensile load on the connectors does not exceed the upper limit specified in the standards.• Observe the minimum bending radius of the cable. Lay the cable without twisting it.• The connector warms up in normal operation. Depending on the ambient conditions, the surface of the connector can continue to warm up. In this case, the user is responsible for posting

ST-3ES1N8AW400S - Device connector front mounting



1607692

<https://www.phoenixcontact.com/us/products/1607692>

warnings (e.g. DIN EN ISO 13732-1:2008-12).

Mounting

Mounting type	Front mounting/square flange (4x Ø 2.7 mm)
---------------	--

Product properties

Product type	Circular connectors (device side)
Series	ST
Application	Power
Number of positions	4
Connection profile	3+PE
Shielded	yes
Coding	N
Thread type	M17

Dimensions

Housing

Flange dimensions	21.6 mm x 21.6 mm
-------------------	-------------------

Electrical properties

Contact: Contact group 1

Contact diameter	2 mm
Nominal current I_N	25 A
Nominal voltage U_N	630 V
Overvoltage category	III
Degree of pollution	3
Rated surge voltage	6 kV

Contact: Contact group 2

Contact diameter	2 mm
------------------	------

Connection data

Conductor connection

Connection method	Crimp connection
Contact connection type	Socket

Connector

Type	straight
Direction of rotation	Standard

Connection 1

Head design	Socket
-------------	--------

Environmental and real-life conditions

ST-3ES1N8AW400S - Device connector front mounting



1607692

<https://www.phoenixcontact.com/us/products/1607692>

Ambient conditions

Degree of protection	IP67
Ambient temperature (operation)	-40 °C ... 125 °C
Altitude	3000 m
Permissible humidity (storage/transport)	50 % ... 65 %

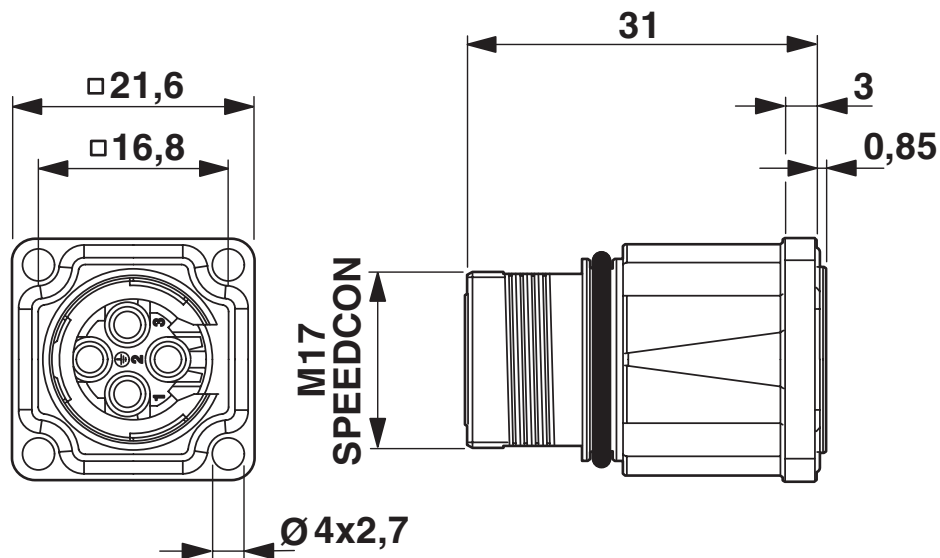
ST-3ES1N8AW400S - Device connector front mounting

1607692

<https://www.phoenixcontact.com/us/products/1607692>

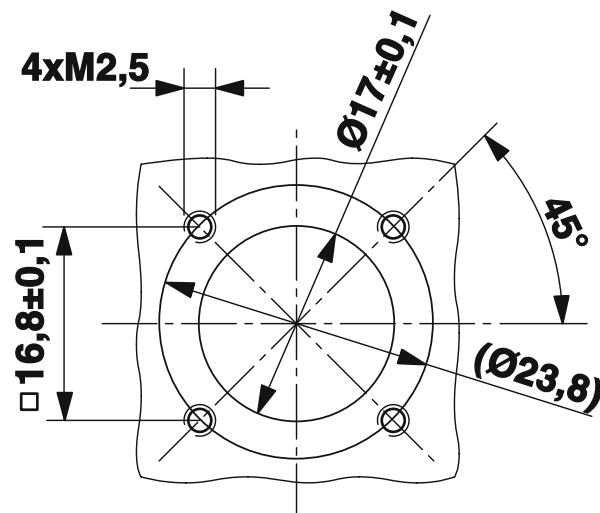
Drawings

Dimensional drawing



Dimensional drawing

Dimensional drawing



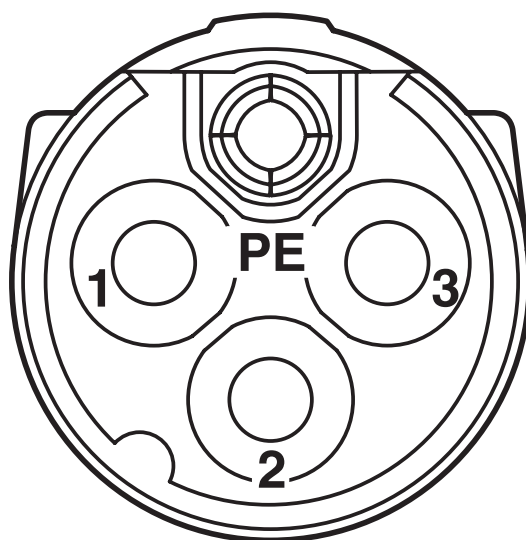
Installation dimensions

ST-3ES1N8AW400S - Device connector front mounting

1607692

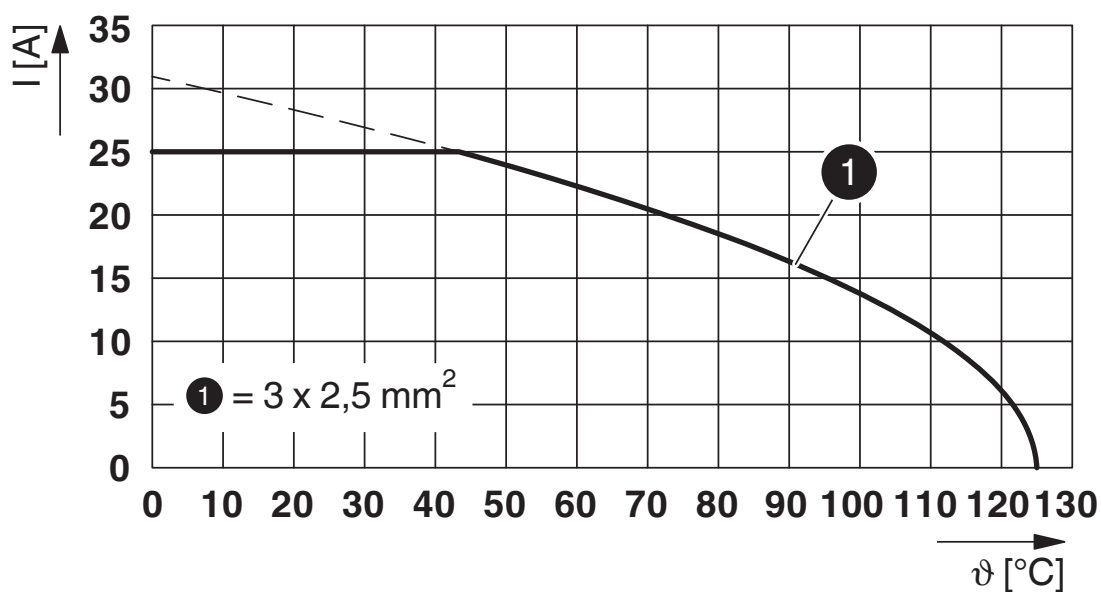
<https://www.phoenixcontact.com/us/products/1607692>

Schematic diagram



Connector pin assignment

Diagram




I = current strength, ϑ = ambient temperature, 3x 25 A


1607692
<https://www.phoenixcontact.com/us/products/1607692>

Approvals


To download certificates, visit the product detail page: <https://www.phoenixcontact.com/us/products/1607692>





cUL Recognized
Approval ID: E335019-20111129



UL Recognized
Approval ID: E335019-20111129

	UL Listed Approval ID: E468743-20210825			
	Nominal voltage U _N	Nominal current I _N	Cross section AWG	Cross section mm ²
keine				
Power	600 V	20 A	14	14

	cUL Listed Approval ID: E468743-20210825			
	Nominal voltage U _N	Nominal current I _N	Cross section AWG	Cross section mm ²
keine				
Power	600 V	18 A	14	-



UL Recognized
Approval ID: E153698-20140124



cUL Recognized
Approval ID: E153698-20140124

ST-3ES1N8AW400S - Device connector front mounting



1607692

<https://www.phoenixcontact.com/us/products/1607692>

Classifications

ECLASS

ECLASS-13.0	27440109
ECLASS-15.0	27440109

ETIM

ETIM 9.0	EC003569
----------	----------

UNSPSC

UNSPSC 21.0	39121400
-------------	----------

ST-3ES1N8AW400S - Device connector front mounting



1607692

<https://www.phoenixcontact.com/us/products/1607692>

Environmental product compliance

EU RoHS

Fulfills EU RoHS substance requirements	Yes, No exemptions
---	--------------------

China RoHS

Environment friendly use period (EFUP)	EFUP-E
	No hazardous substances above the limits

EU REACH SVHC

REACH candidate substance (CAS No.)	No substance above 0.1 wt%
-------------------------------------	----------------------------

Phoenix Contact 2025 © - all rights reserved
<https://www.phoenixcontact.com>

Phoenix Contact USA
586 Fulling Mill Road
Middletown, PA 17057, United States
(+717) 944-1300
info@phoenixcon.com