

# HC-A16-I-UT-M - Contact insert



1585317

<https://www.phoenixcontact.com/us/products/1585317>

Please be informed that the data shown in this PDF document is generated from our online catalog. Please find the complete data in the user documentation. Our general terms of use for downloads are valid.



Contact insert, number of positions: 16+PE, size: D25, number of connections per position: 1, Pin, Screw connection, 250 V, 16 A, 0.5 mm<sup>2</sup> ... 2.5 mm<sup>2</sup>

## Your advantages

- Can be coded with plastic coding profile (order number 1410916)
- For a test pin 2 mm in diameter
- Shock and vibration-resistant in accordance with DIN EN 61373

## Commercial data

Item number	1585317
Packing unit	1 pc
Minimum order quantity	1 pc
Sales key	BF61
Product key	AF7ABB
GTIN	4046356285049
Weight per piece (including packing)	63.5 g
Weight per piece (excluding packing)	61.1 g
Customs tariff number	85366990
Country of origin	CN

# HC-A16-I-UT-M - Contact insert

1585317

<https://www.phoenixcontact.com/us/products/1585317>



## Technical data

### Notes

General	for flexible conductors with or without ferrules
General	Connectors may be operated only when there is no load/voltage.
General	for HC-D25 / HC-D 50 housing

### Mounting

Assembly note	To ensure correct use, installation in housing with IP54 protection or better is required
	for plastic coding profiles: 4 pcs.

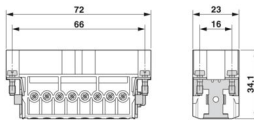
### Product properties

Product type	Contact insert with a fixed no. of positions
Series	HC-A
Type	D25
	D50
Number of positions	16
Connection profile	16+PE
Contact numbering	1 - 16
Number of connections per position	1
Contact material type	turned
Screwdriver blade	0.5 x 3.5 mm

### Insulation characteristics

Overvoltage category	III
Degree of pollution	3

### Dimensions

Dimensional drawing	
Width	23 mm
Height	33 mm
Length	72 mm
Drill hole distance, horizontal	66 mm
Drill hole distance, vertical	16 mm

### Mechanical characteristics

Contact diameter	2.5 mm
------------------	--------

### Connection data

#### Connection technology

# HC-A16-I-UT-M - Contact insert



1585317

<https://www.phoenixcontact.com/us/products/1585317>

Connection technology	Screw connection
Number of connections per position	1
Connection in acc. with standard	IEC / EN

## Conductor connection

Conductor cross section	0.5 mm <sup>2</sup> ... 2.5 mm <sup>2</sup>
Connection cross section AWG	20 ... 14
Tightening torque	0.7 Nm ... 1 Nm (PE connection)
	0.5 Nm ... 0.8 Nm (Mounting screws for mounting in the HEAVYCON housing)
	0.5 Nm
Stripping length of the individual wire	7 mm

## Electrical properties

Rated voltage (III/3)	250 V
Rated surge voltage	4 kV
	4 kV
Rated current	16 A
SCCR	5 kA (UL 2237)

## Mechanical properties

### Mechanical data

Insertion/withdrawal cycles	≥ 500
-----------------------------	-------

## Material specifications

Flammability rating according to UL 94	V0
Contact material	Copper alloy
Contact surface material	Ag
Contact carrier material	PC
Standards/regulations	PC

## Environmental and real-life conditions

### Ambient conditions

Ambient temperature (operation)	-40 °C ... 125 °C (including heating up of contacts)
---------------------------------	--

## Standards and regulations

### Testing

Standards/regulations	PC: Fire protection in rail vehicles - requirement sets R22, R23, and R24 acc. to DIN EN 45545-2 (Risk level HL1 - HL3)
-----------------------	---

# HC-A16-I-UT-M - Contact insert

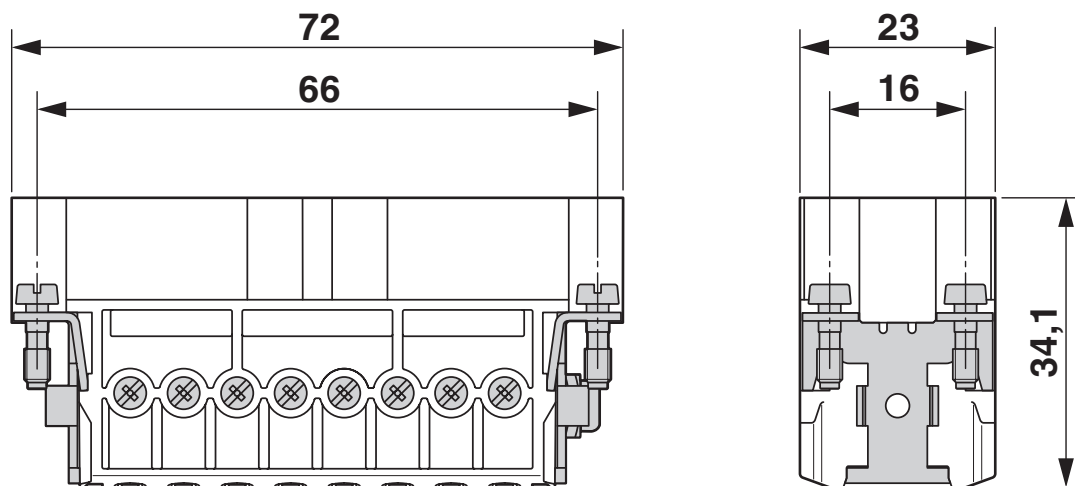
1585317

<https://www.phoenixcontact.com/us/products/1585317>



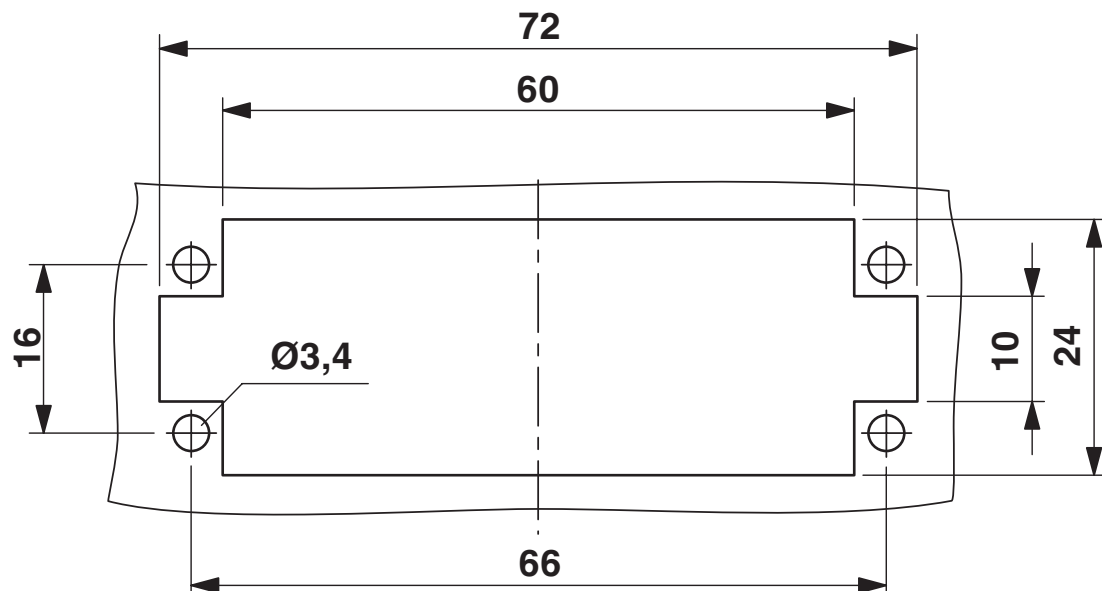
## Drawings

Dimensional drawing



Male insert

Dimensional drawing



Mounting cutout when used without housing

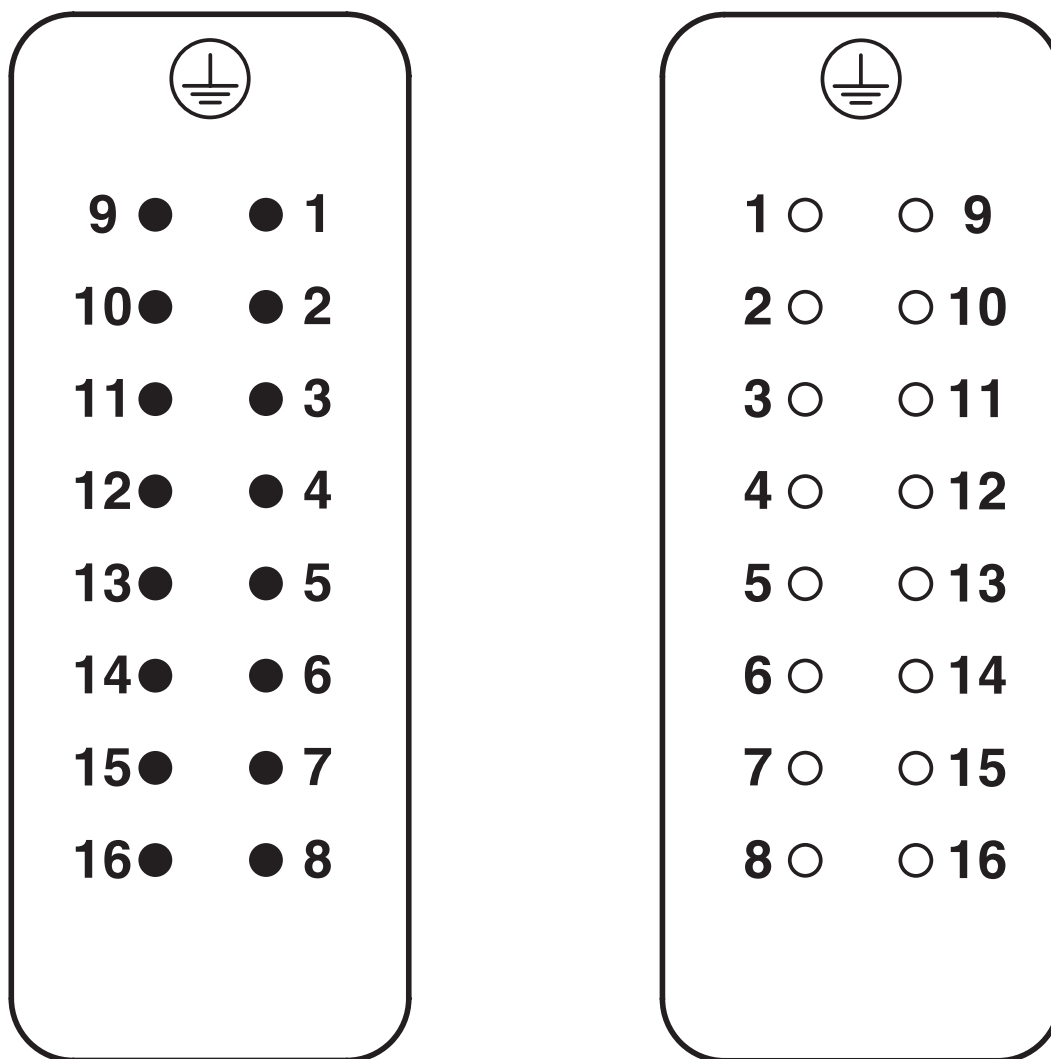
# HC-A16-I-UT-M - Contact insert



1585317

<https://www.phoenixcontact.com/us/products/1585317>

Schematic diagram

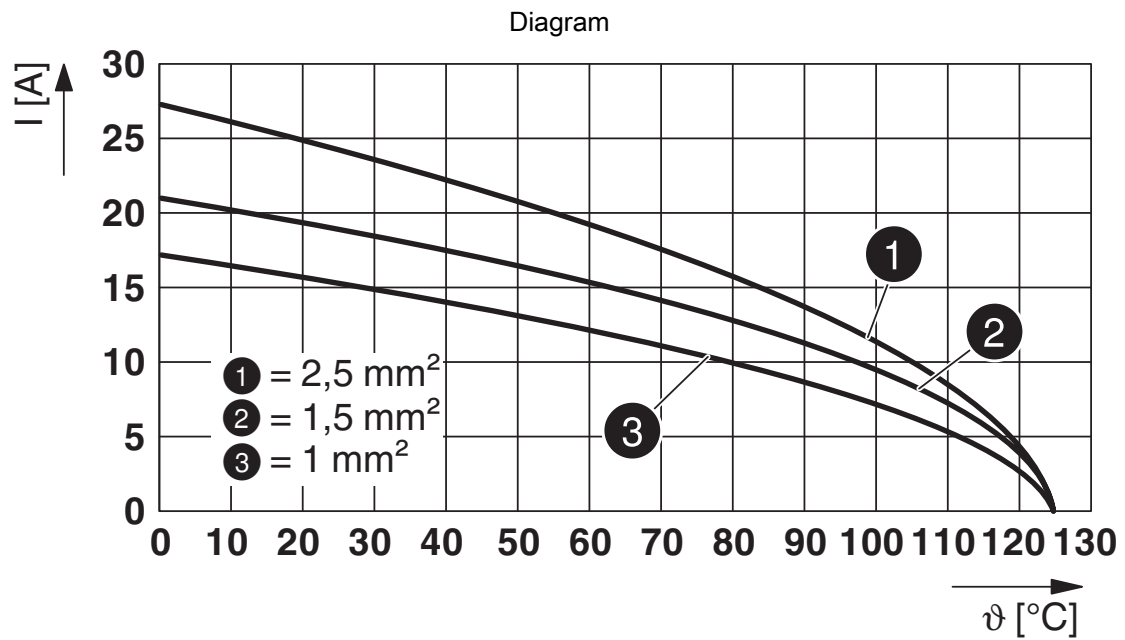


Pin assignment, connection side, pin left, socket right

# HC-A16-I-UT-M - Contact insert

1585317

<https://www.phoenixcontact.com/us/products/1585317>



Derating diagram

# HC-A16-I-UT-M - Contact insert



1585317

<https://www.phoenixcontact.com/us/products/1585317>

## Approvals

To download certificates, visit the product detail page: <https://www.phoenixcontact.com/us/products/1585317>

### DNV

Approval ID: TAE000037S



### CSA

Approval ID: 13631

	Nominal voltage $U_N$	Nominal current $I_N$	Cross section AWG	Cross section $\text{mm}^2$
keine				
	600 V	15 A	- 14	-



### UL Recognized

Approval ID: E118976

	Nominal voltage $U_N$	Nominal current $I_N$	Cross section AWG	Cross section $\text{mm}^2$
keine				
	600 V	19 A	-	-



### UL Recognized

Approval ID: E468743

	Nominal voltage $U_N$	Nominal current $I_N$	Cross section AWG	Cross section $\text{mm}^2$
keine				
	600 V	18 A	-	-

# HC-A16-I-UT-M - Contact insert



1585317

<https://www.phoenixcontact.com/us/products/1585317>

## Classifications

### ECLASS

ECLASS-13.0	27440205
ECLASS-15.0	27440205

### ETIM

ETIM 9.0	EC000438
----------	----------

### UNSPSC

UNSPSC 21.0	39121500
-------------	----------



# HC-A16-I-UT-M - Contact insert



1585317

<https://www.phoenixcontact.com/us/products/1585317>

## Environmental product compliance

### EU RoHS

Fulfills EU RoHS substance requirements	Yes
Exemption	6(c)

### China RoHS

Environment friendly use period (EFUP)	EFUP-50
	An article-related China RoHS declaration table can be found in the download area for the respective article under "Manufacturer declaration". For all articles with EFUP-E, no China RoHS declaration table issued and required.

### EU REACH SVHC

REACH candidate substance (CAS No.)	Lead(CAS: 7439-92-1)
SCIP	c1674e4f-5382-4448-92ee-587465488e6d

Phoenix Contact 2025 © - all rights reserved

<https://www.phoenixcontact.com>

Phoenix Contact USA  
586 Fulling Mill Road  
Middletown, PA 17057, United States  
(+717) 944-1300  
[info@phoenixcon.com](mailto:info@phoenixcon.com)