

# HC-B 24-I-CT-F-48 - Contact insert

1584981

<https://www.phoenixcontact.com/us/products/1584981>



Please be informed that the data shown in this PDF document is generated from our online catalog. Please find the complete data in the user documentation. Our general terms of use for downloads are valid.



Contact insert, number of positions: 24+PE, size: B24, Socket, Crimp connection, 500 V, 16 A, 0.5 mm<sup>2</sup> ... 4 mm<sup>2</sup>

## Your advantages

- For fast coding with plastic profile
- Shock and vibration-resistant in accordance with DIN EN 61373

## Commercial data

Item number	1584981
Packing unit	1 pc
Minimum order quantity	1 pc
Sales key	BF61
Product key	AF7ABC
GTIN	4046356156196
Weight per piece (including packing)	76.8 g
Weight per piece (excluding packing)	76.8 g
Customs tariff number	85366990
Country of origin	CN

# HC-B 24-I-CT-F-48 - Contact insert

1584981

<https://www.phoenixcontact.com/us/products/1584981>



## Technical data

### Notes

General	For HEAVYCON ADVANCE housing of B24 type and HEAVYCON housing of B24/B48 type, crimp contacts CK 2,5-ED (crimp contacts not included in the scope of supply).
General	Connectors may be operated only when there is no load/voltage.

### Mounting

Assembly note	To ensure correct use, installation in housing with IP54 protection or better is required  Remove the crimp contact using a screwdriver. The opening for the screwdriver is next to the opening where the conductor is inserted.
---------------	--

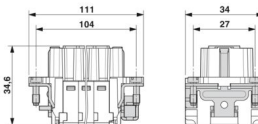
### Product properties

Product type	Contact insert with a fixed no. of positions
Series	HC-B
Type	B24 B48
Number of positions	24
Connection profile	24+PE
Contact numbering	25 - 48
Contact material type	turned

### Insulation characteristics

Overvoltage category	III
Degree of pollution	3

### Dimensions

Dimensional drawing	
Width	34 mm
Height	34.6 mm
Length	111 mm
Drill hole distance, horizontal	104 mm

### Mechanical characteristics

Contact diameter	2.5 mm
------------------	--------

### Connection data

Connection technology	
-----------------------	--

# HC-B 24-I-CT-F-48 - Contact insert

1584981

<https://www.phoenixcontact.com/us/products/1584981>



Connection technology	Crimp connection
Connection in acc. with standard	IEC / EN

## Conductor connection

Conductor cross section	0.5 mm <sup>2</sup> ... 4 mm <sup>2</sup>
Connection cross section AWG	20 ... 12
Tightening torque	0.8 Nm ... 1.2 Nm (PE connection) 0.5 Nm ... 0.8 Nm (Mounting screws for mounting in the HEAVYCON housing)
Stripping length of the individual wire	7.5 mm

## Electrical properties

Rated voltage (III/3)	500 V
Rated surge voltage	6 kV
Rated current	16 A
SCCR	5 kA (UL 2237)

## Mechanical properties

### Mechanical data

Insertion/withdrawal cycles	≥ 500
-----------------------------	-------

## Material specifications

Flammability rating according to UL 94	V0
Contact material	Copper alloy
Contact surface material	Ag (alternatively Au)
Contact carrier material	PC
Standards/regulations	PC

## Environmental and real-life conditions

### Ambient conditions

Degree of protection	IP20
Ambient temperature (operation)	-40 °C ... 125 °C (including heating up of contacts)

## Standards and regulations

Constructional and testing regulations	DIN EN 61984
	DIN EN 60664
	IEC 60352
Tests	DIN EN 61984
	DIN EN 60664
	IEC 60352

### Testing

Standards/regulations	PC: Fire protection in rail vehicles - requirement sets R22, R23, and R24 acc. to DIN EN 45545-2 (Risk level HL1 - HL3)
-----------------------	---

# HC-B 24-I-CT-F-48 - Contact insert

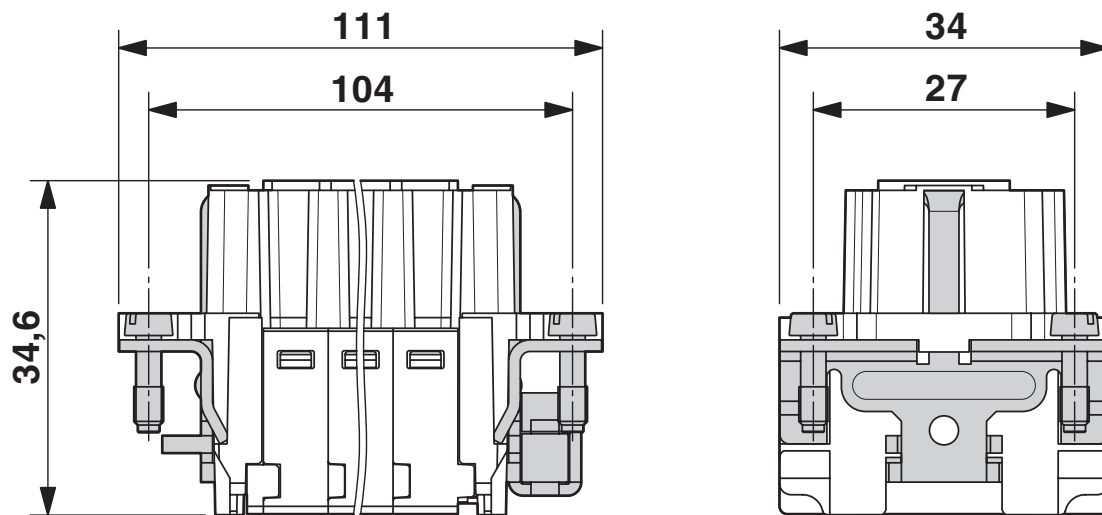


1584981

<https://www.phoenixcontact.com/us/products/1584981>

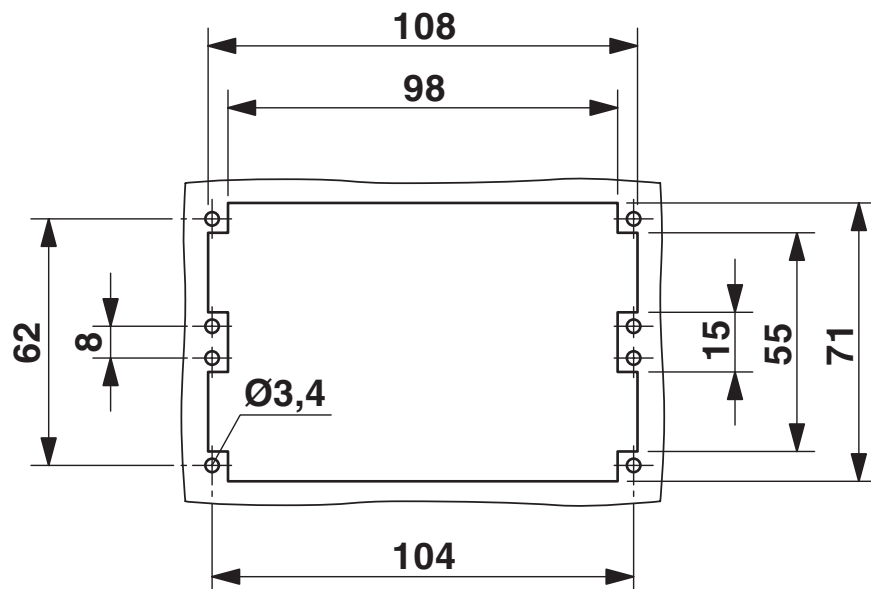
## Drawings

Dimensional drawing



Female insert

Dimensional drawing



Mounting cutout when used without housing

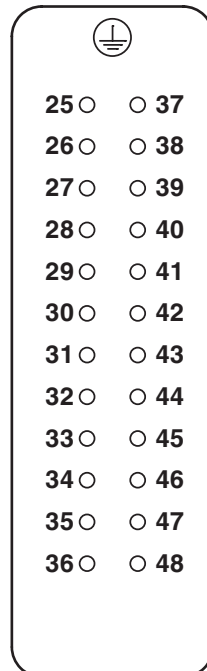
# HC-B 24-I-CT-F-48 - Contact insert

1584981

<https://www.phoenixcontact.com/us/products/1584981>

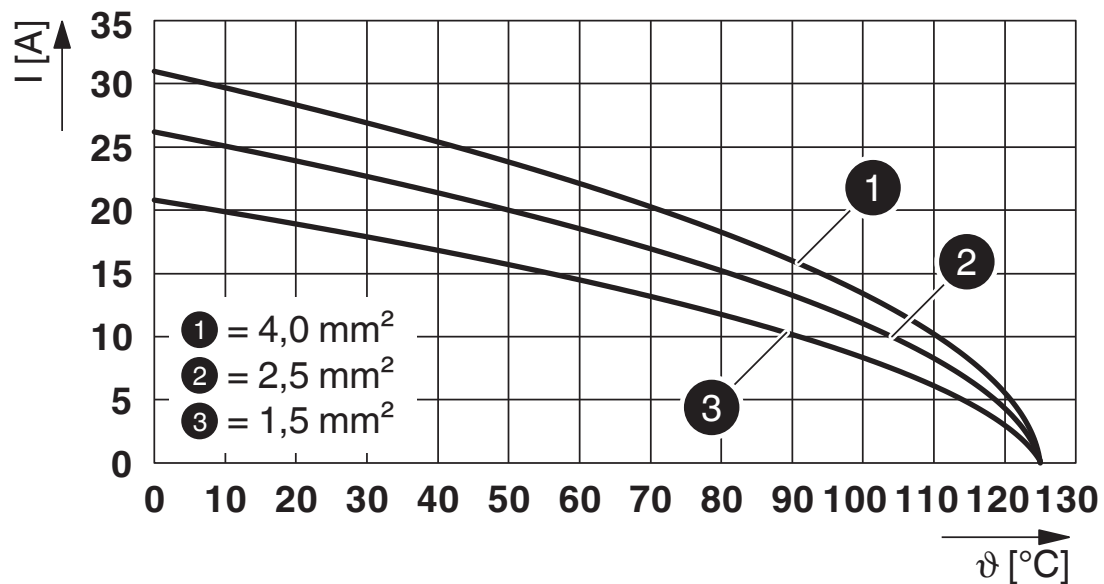


Schematic diagram



Connector pin assignment, connection side

Diagram



Derating diagram

# HC-B 24-I-CT-F-48 - Contact insert

1584981

<https://www.phoenixcontact.com/us/products/1584981>



## Approvals

To download certificates, visit the product detail page: <https://www.phoenixcontact.com/us/products/1584981>

### DNV

Approval ID: TAE000037S



### CSA

Approval ID: 013631\_6233\_01

	Nominal voltage $U_N$	Nominal current $I_N$	Cross section AWG	Cross section $\text{mm}^2$
keine				
	600 V	20 A	20 - 12	-



### cULus Recognized

Approval ID: E468743

	Nominal voltage $U_N$	Nominal current $I_N$	Cross section AWG	Cross section $\text{mm}^2$
keine				
	600 V	13 A	-	-



### cULus Recognized

Approval ID: E468743

	Nominal voltage $U_N$	Nominal current $I_N$	Cross section AWG	Cross section $\text{mm}^2$
keine				
	600 V	14 A	-	-

# HC-B 24-I-CT-F-48 - Contact insert



1584981

<https://www.phoenixcontact.com/us/products/1584981>

## Classifications

### ECLASS

ECLASS-13.0	27440205
ECLASS-15.0	27440205

### ETIM

ETIM 9.0	EC000438
----------	----------

### UNSPSC

UNSPSC 21.0	39121500
-------------	----------

# HC-B 24-I-CT-F-48 - Contact insert



1584981  
<https://www.phoenixcontact.com/us/products/1584981>

## Environmental product compliance

EU RoHS	
Fulfills EU RoHS substance requirements	Yes, No exemptions
China RoHS	
Environment friendly use period (EFUP)	EFUP-E
	No hazardous substances above the limits
EU REACH SVHC	
REACH candidate substance (CAS No.)	No substance above 0.1 wt%

Phoenix Contact 2025 © - all rights reserved  
<https://www.phoenixcontact.com>

Phoenix Contact USA  
586 Fulling Mill Road  
Middletown, PA 17057, United States  
(+717) 944-1300  
[info@phoenixcon.com](mailto:info@phoenixcon.com)