

SACCBP-MS-17CON-M16/1,0-PVCSCO - Device connector rear mounting



1442308

<https://www.phoenixcontact.com/us/products/1442308>

Please be informed that the data shown in this PDF document is generated from our online catalog. Please find the complete data in the user documentation. Our general terms of use for downloads are valid.



Device connector rear mounting, Universal, 17-position, PVC/PVC, black RAL 9005, shielded, Pin, straight, M12-SPEEDCON, A-coding, on free cable end, Cable connection, cable length: 1 m, 0.14 mm², PVC black, this item is expected to be lead-free from Q2 2026 in accordance with RoHS II without exception 6c (Pb < 0.1%), a lead-free alternative is possible on request in advance

Your advantages

- Preassembled with cables in various standard lengths for immediate use
- Customer-specific assemblies and cable lengths can be supplied
- Sealed on the cable side for optimum tightness of seal
- For high transmission safety: shield connection to the housing with optional EMC nut

Commercial data

Item number	1442308
Packing unit	1 pc
Minimum order quantity	1 pc
Sales key	AB25
Product key	ABQDGA
GTIN	4046356533409
Weight per piece (including packing)	109.4 g
Weight per piece (excluding packing)	100.685 g
Customs tariff number	85444290
Country of origin	DE

SACCBP-MS-17CON-M16/1,0-PVCSCO - Device connector rear mounting



1442308

<https://www.phoenixcontact.com/us/products/1442308>

Technical data

Notes

Notes on operation	The electrical and mechanical data specified assume that the connector pair is correctly locked and mounted. If the connector is unlocked and if there is a danger of contamination, the connector must be sealed using a protective cap > IP54. Influences arising from litz wires, cables or PCB assembly must also be taken into consideration.
Order information:	Lock nut is included in the scope of delivery

Mounting

Mounting type	Rear mounting (M16 x 1.5, with flat nut)
Tightening torque	3 Nm ... 4 Nm (Installation-side)

Product properties

Product type	Circular connectors (device side)
Sensor type	Universal
Number of positions	17
No. of cable outlets	1
Shielded	yes
Coding	A
Thread type	M12

Insulation characteristics

Overvoltage category	II
Degree of pollution	3

Material specifications

Material Housing	GD-Zn
Material Housing surface	Ni
Flammability rating according to UL 94	V0
Seal material	FKM
Contact material	CuZn
Contact surface material	Au
Contact carrier material	PA 6.6
Outer sheath, material	PVC
Conductor material	Tin-plated Cu litz wires

Electrical properties

Rated surge voltage	0.8 kV
Contact resistance	≤ 3 mΩ
Insulation resistance	≥ 100 MΩ
Nominal voltage U _N	30 V

SACCBP-MS-17CON-M16/1,0-PVCSCO - Device connector rear mounting



1442308

<https://www.phoenixcontact.com/us/products/1442308>

Nominal current I_N	1.5 A
Max. conductor resistance	142 Ω /km

Connection data

Conductor connection

Connection method	Cable connection
Contact connection type	Pin
Conductor cross-section	0.14 mm ²
Tightening torque	3 Nm ... 4 Nm (Installation-side)

Mechanical properties

Mechanical data

Insertion/withdrawal cycles	> 100
Max. bending cycles	2000000

Connector

Connection 1

Head design	Pin
Head cable outlet	straight
Head thread type	M12
Head locking type	SPEEDCON
Coding	A

Connection 2

Head design	free cable end
-------------	----------------

Cable/line

Cable length	1 m
Cable type	PVC black
Signal type/category	Universal
External cable diameter	9.20 mm
Outer sheath, material	PVC
External sheath, color	black RAL 9005
Wire diameter incl. insulation	1.1 mm \pm 0.05 mm
Single wire, color	white-brown, green-yellow, gray-pink, blue-red, black-violet, gray/pink-red/blue, white/green-brown/green, white/yellow-yellow/brown-white/gray
Cable cross section	0.14 mm ²
Material, inner sheath	PVC
Conductor material	Tin-plated Cu litz wires
Conductor structure signal line	7x 0.16 mm
AWG signal line	26
Material wire insulation	PVC

SACCBP-MS-17CON-M16/1,0-PVCSCO - Device connector rear mounting



1442308

<https://www.phoenixcontact.com/us/products/1442308>

Thickness, insulation	0.21 mm
Overall twist	Eight pairs around the filler to the core
Shielding	Tinned copper braided shield
Optical shield covering	85 %
Cable resistance	142 Ω/km
Number of bending cycles	2000000
Bending radius	92 mm
Traversing path	10 m
Traversing rate	3 m/s
Acceleration	10 m/s ²
Resistance to oil	DIN VDE 0472 Part 803, test type B
Flame resistance	DIN VDE 0472 part 804, test type B
Other resistance	Hydrolysis and microbe resistant as per VDE 0282 section 10
Ambient temperature (operation)	-40 °C ... 85 °C (cable, fixed installation)
	-25 °C ... 85 °C (Cable, flexible installation)

Environmental and real-life conditions

Ambient conditions

Degree of protection	IP67 (When plugged in)
	IP65 (When plugged in)
	IP65/IP67
Ambient temperature (operation) (male connector/female connector)	-25 °C ... 85 °C (Plug / socket)
	-40 °C ... 85 °C (without mechanical actuation)
Ambient temperature (operation) (Cable, flexible installation)	-25 °C ... 85 °C (Cable, flexible installation)
Ambient temperature (operation) (Cable, fixed installation)	-40 °C ... 85 °C (cable, fixed installation)
Resistance to oil	DIN VDE 0472 Part 803, test type B
UL Type Rating	Type 4 (indoor use only)

Standards and regulations

Flame resistance	DIN VDE 0472 part 804, test type B
Resistance to oil	DIN VDE 0472 Part 803, test type B
Other resistance	Hydrolysis and microbe resistant as per VDE 0282 section 10
Standard designation	M12 circular connector
Standards/specifications	according to IEC 61076-2-101

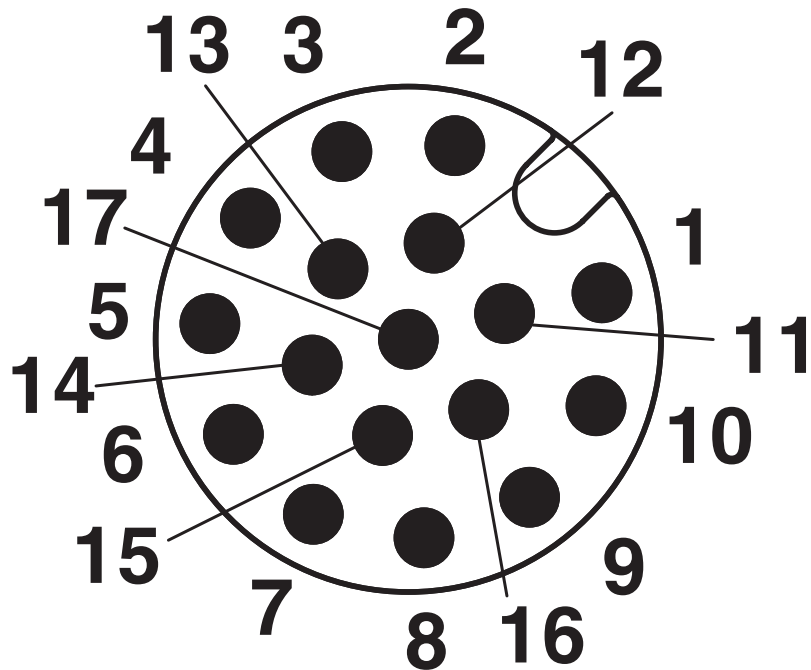
SACCBP-MS-17CON-M16/1,0-PVCSCO - Device
connector rear mounting



1442308
<https://www.phoenixcontact.com/us/products/1442308>


Drawings

Schematic diagram



Pin assignment of M12 male connector, 17-pos., A-coded, view of connector side

Circuit diagram



Contact assignment of the M12 plugs

SACCBP-MS-17CON-M16/1,0-PVCSCO - Device connector rear mounting





1442308

<https://www.phoenixcontact.com/us/products/1442308>

Approvals

To download certificates, visit the product detail page: <https://www.phoenixcontact.com/us/products/1442308>

 cUL Recognized Approval ID: E221474-20220907				
	Nominal voltage U_N	Nominal current I_N	Cross section AWG	Cross section mm^2
keine				
	30 V	1.5 A	-	-

 UL Recognized Approval ID: E221474-20220907				
	Nominal voltage U_N	Nominal current I_N	Cross section AWG	Cross section mm^2
keine				
	30 V	1.5 A	-	-

SACCBP-MS-17CON-M16/1,0-PVCSCO - Device connector rear mounting



1442308

<https://www.phoenixcontact.com/us/products/1442308>

Classifications

ECLASS

ECLASS-13.0	27440103
ECLASS-15.0	27440103

ETIM

ETIM 9.0	EC003570
----------	----------

UNSPSC

UNSPSC 21.0	39121400
-------------	----------

SACCBP-MS-17CON-M16/1,0-PVCSCO - Device connector rear mounting



1442308

<https://www.phoenixcontact.com/us/products/1442308>

Environmental product compliance

EU RoHS

Fulfills EU RoHS substance requirements	Yes
Exemption	6(c)

China RoHS

Environment friendly use period (EFUP)	EFUP-50
	An article-related China RoHS declaration table can be found in the download area for the respective article under "Manufacturer declaration". For all articles with EFUP-E, no China RoHS declaration table issued and required.

EU REACH SVHC

REACH candidate substance (CAS No.)	Lead(CAS: 7439-92-1)
SCIP	5783c51e-b3f5-4f7c-8e74-eb2caf046a57

Phoenix Contact 2025 © - all rights reserved

<https://www.phoenixcontact.com>

Phoenix Contact USA
586 Fulling Mill Road
Middletown, PA 17057, United States
(+717) 944-1300
info@phoenixcon.com