

# SACCBP-M12FSB-2CON-M16/2,0-915 - Device connector rear mounting



1401425

<https://www.phoenixcontact.com/us/products/1401425>

Please be informed that the data shown in this PDF document is generated from our online catalog. Please find the complete data in the user documentation. Our general terms of use for downloads are valid.



Device connector rear mounting, 5-position, PUR, green RAL 6018, Socket, M12, B-coding, on free cable end, Bus line, cable length: 2 m, 0.25 mm<sup>2</sup>, PROFIBUS, this item is expected to be lead-free from Q2 2026 in accordance with RoHS II without exception 6c (Pb < 0.1%), a lead-free alternative is possible on request in advance

## Commercial data

Item number	1401425
Packing unit	1 pc
Minimum order quantity	1 pc
Sales key	AB25
Product key	ABQDGG
GTIN	4046356555234
Weight per piece (including packing)	172.3 g
Weight per piece (excluding packing)	167.084 g
Customs tariff number	85444290
Country of origin	DE

# SACCBP-M12FSB-2CON-M16/2,0-915 - Device connector rear mounting



1401425

<https://www.phoenixcontact.com/us/products/1401425>

## Technical data

### Notes

Order information:	Lock nut is included in the scope of delivery
Safety note	
Safety note	<p>WARNING: The connectors may not be plugged in or disconnected under load. Ignoring the warning or improper use may damage persons and/or property.</p> <ul style="list-style-type: none"><li>• WARNING: Commission properly functioning products only. The products must be regularly inspected for damage. Decommission defective products immediately. Replace damaged products. Repairs are not possible.</li><li>• WARNING: Only electrically qualified personnel may install and operate the product. They must observe the following safety notes. The qualified personnel must be familiar with the basics of electrical engineering. They must be able to recognize and prevent danger. The relevant symbol on the packaging indicates that only personnel familiar with electrical engineering are allowed to install and operate the product.</li><li>• The products are suitable for applications in plant, controller, and electrical device engineering.</li><li>• When operating the connectors in outdoor applications, they must be separately protected against environmental influences.</li><li>• Assembled products may not be manipulated or improperly opened.</li><li>• Only use mating connectors that are specified in the technical data of the standards listed (e.g. the ones listed in the product accessories online at <a href="https://www.phoenixcontact.com/products">phoenixcontact.com/products</a>).</li><li>• When using the product in direct connection with third-party manufacturers, the user is responsible.</li><li>• For operating voltages &gt; 50 V AC, conductive connector housings must be grounded</li><li>• Ensure that when laying the cable, the tensile load on the connectors does not exceed the upper limit specified in the standards.</li><li>• Observe the corresponding technical data. You will find information:<ul style="list-style-type: none"><li>o On the product</li><li>o On the packing label</li><li>o In the supplied documentation</li><li>o Online at <a href="https://www.phoenixcontact.com/products">phoenixcontact.com/products</a> under the product</li></ul></li><li>• Only use tools recommended by Phoenix Contact</li><li>• Use a protective cap to protect connectors that are not in use. The suitable accessories are available online in the accessory section of the product at <a href="https://www.phoenixcontact.com/products">phoenixcontact.com/products</a></li><li>• Ensure that the protective or functional ground has been properly connected.</li><li>• VDE 0100/1.97 § 411.1.3.2 and DIN EN 60 204/11.98 § 14.1.3 are applicable when combining several circuits in a cable and/or connector</li></ul>

# SACCBP-M12FSB-2CON-M16/2,0-915 - Device connector rear mounting



1401425

<https://www.phoenixcontact.com/us/products/1401425>

- The connector warms up in normal operation. Depending on the ambient conditions, the surface of the connector can continue to warm up. In this case, the user is responsible for posting warnings (e.g. DIN EN ISO 13732-1:2008-12).

## Mounting

Mounting type	Rear mounting (M16 x 1,5)
---------------	---------------------------

## Product properties

Product type	Circular connectors (device side)
Number of positions	5
No. of cable outlets	1
Shielded	yes
Coding	B
Thread type	M12

## Insulation characteristics

Overvoltage category	III
Degree of pollution	3

## Material specifications

Material Housing	GD-Zn
Material Housing surface	Ni
Flammability rating according to UL 94	V0
Seal material	FKM
Contact material	CuZn
Contact surface material	Ni/Au
Contact carrier material	PA 6.6
Outer sheath, material	PUR
Conductor material	Bare Cu litz wires

## Electrical properties

Rated surge voltage	1.5 kV AC
Contact resistance	$\leq 3 \text{ m}\Omega$
Insulation resistance	$\geq 10 \text{ G}\Omega$
Nominal voltage $U_N$	48 V AC
	60 V DC
Nominal current $I_N$	4 A (Plug/socket in accordance with IEC 61076-2-101, cable technical data is to be observed)

## Connection data

### Conductor connection

Connection method	Bus line
Contact connection type	Socket

# SACCBP-M12FSB-2CON-M16/2,0-915 - Device connector rear mounting



1401425

<https://www.phoenixcontact.com/us/products/1401425>

Conductor cross-section	0.25 mm <sup>2</sup>
-------------------------	----------------------

## Mechanical properties

### Mechanical data

Max. bending cycles	3000000
---------------------	---------

## Connector

### Connection 1

Head design	Socket
Head thread type	M12
Coding	B

### Connection 2

Head design	free cable end
-------------	----------------

## Cable/line

Cable length	2 m
--------------	-----

### PROFIBUS [915]

Number of positions	2
Shielded	yes
Cable type	PROFIBUS [915]
Conductor structure	1x2xAWG24/19
AWG signal line	24
Conductor cross section	2x 0.3 mm <sup>2</sup> (Signal line)
Wire diameter incl. insulation	2.55 mm ±0.05 mm
External cable diameter	7.80 mm ±0.02 mm
Outer sheath, material	PUR
External sheath, color	blue
Conductor material	Bare Cu litz wires
Material wire insulation	Foamed PE
Single wire, color	red, green
Overall twist	2 wires, twisted
Optical shield covering	70 %
Insulation resistance	≥ 5 GΩ*km
Wave impedance	150 Ω ±10 % (3 MHz ... 20 MHz)
Nominal voltage, cable	≤ 125 V
Test voltage Core/Core	2000 V (50 Hz, 1 min.)
Test voltage Core/Shield	2000.00 V (50 Hz, 1 min.)
Minimum bending radius, fixed installation	4 x D
Minimum bending radius, flexible installation	8 x D
Dynamic load capacity (bending)	Max. bending cycles: 3000000, Bending radius: 15 x D, Traversing path: 4.5 m, Traversing rate: 3 m/s, Acceleration: 3

# SACCBP-M12FSB-2CON-M16/2,0-915 - Device connector rear mounting



1401425

<https://www.phoenixcontact.com/us/products/1401425>

	m/s <sup>2</sup>
Shield attenuation	≤ 4.9 dB (at 16 MHz)
	≤ 4.9 dB (at 4 MHz)
	≤ 0.5 dB (at 38.4 kHz)
	≤ 0.3 dB (at 9.6 kHz)
Flame resistance	IEC 60332-1-2
	UL VW-1
	in accordance with UL 2556, Section 9.4 and UL 1581, Section 1060
Resistance to oil	in accordance with DIN EN 60811-404
Ambient temperature (operation)	-40 °C ... 80 °C (cable, fixed installation)
	-30 °C ... 70 °C (Cable, flexible installation)
	-20 °C ... 60 °C (for installation)
	-20 °C ... 60 °C (cable, drag chain applications)

## Environmental and real-life conditions

### Ambient conditions

Degree of protection	IP67 (When plugged in)
	IP65 (When plugged in)
	IP65/IP67
Ambient temperature (operation)	-25 °C ... 85 °C (Plug / socket)
	-40 °C ... 80 °C (cable, fixed installation)
	-20 °C ... 80 °C (Cable, flexible installation)
UL Type Rating	Type 4 (indoor use only)

## Standards and regulations

Standard designation	M12 circular connector
Standards/specifications	according to IEC 61076-2-101

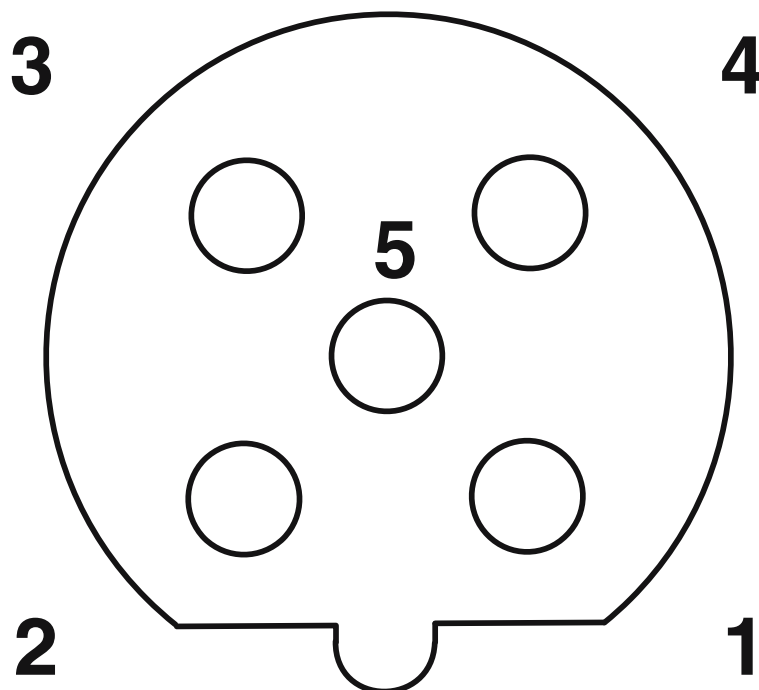
# SACCBP-M12FSB-2CON-M16/2,0-915 - Device connector rear mounting

1401425

<https://www.phoenixcontact.com/us/products/1401425>

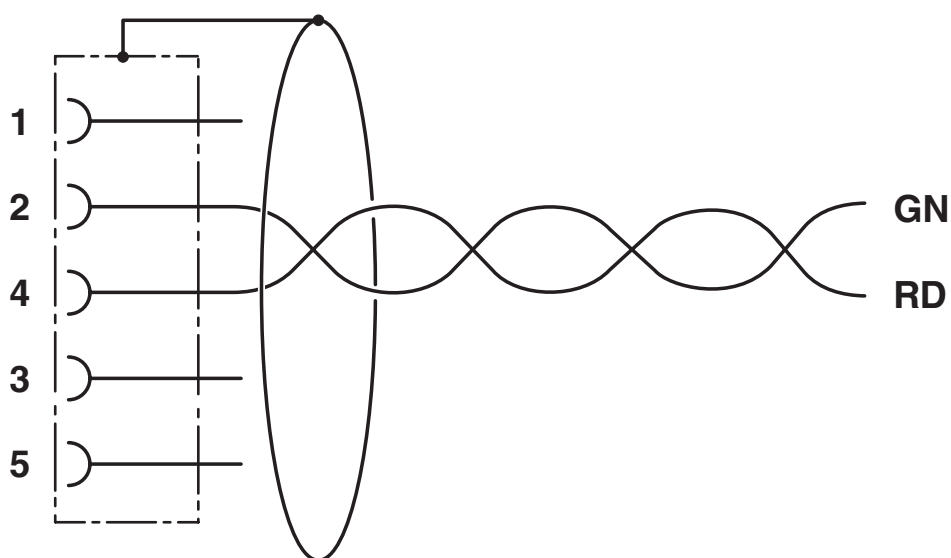
## Drawings

Schematic diagram



Pin assignment M12 socket, 5-pos., B-coded, female side

Circuit diagram





Contact assignment of the M12 socket

1401425  
<https://www.phoenixcontact.com/us/products/1401425>

Approvals

To download certificates, visit the product detail page: <https://www.phoenixcontact.com/us/products/1401425>

<div> <b>cUL Recognized</b> Approval ID: E221474-20220907</div>				
	Nominal voltage U <sub>N</sub>	Nominal current I <sub>N</sub>	Cross section AWG	Cross section mm <sup>2</sup>
keine				
	60 V	1.5 A	-	-

<div> <b>UL Recognized</b> Approval ID: E221474-20220907</div>				
	Nominal voltage U <sub>N</sub>	Nominal current I <sub>N</sub>	Cross section AWG	Cross section mm <sup>2</sup>
keine				
	60 V	1.5 A	-	-

# SACCBP-M12FSB-2CON-M16/2,0-915 - Device connector rear mounting



1401425  
<https://www.phoenixcontact.com/us/products/1401425>

## Classifications

### ECLASS

ECLASS-13.0	27440103
ECLASS-15.0	27440103

### ETIM

ETIM 9.0	EC003570
----------	----------

### UNSPSC

UNSPSC 21.0	39121400
-------------	----------



# SACCBP-M12FSB-2CON-M16/2,0-915 - Device connector rear mounting



1401425

<https://www.phoenixcontact.com/us/products/1401425>

## Environmental product compliance

### EU RoHS

Fulfills EU RoHS substance requirements	Yes
Exemption	6(c)

### China RoHS

Environment friendly use period (EFUP)	EFUP-50
	An article-related China RoHS declaration table can be found in the download area for the respective article under "Manufacturer declaration". For all articles with EFUP-E, no China RoHS declaration table issued and required.

### EU REACH SVHC

REACH candidate substance (CAS No.)	Lead(CAS: 7439-92-1)
SCIP	6ffe6f23-77ab-4158-9f82-e97966c7a752

Phoenix Contact 2025 © - all rights reserved  
<https://www.phoenixcontact.com>

Phoenix Contact USA  
586 Fulling Mill Road  
Middletown, PA 17057, United States  
(+717) 944-1300  
[info@phoenixcon.com](mailto:info@phoenixcon.com)