

# PTVFIX 2,5/3 - Device terminal block



1300609

<https://www.phoenixcontact.com/us/products/1300609>

Please be informed that the data shown in this PDF document is generated from our online catalog. Please find the complete data in the user documentation. Our general terms of use for downloads are valid.



Device terminal block, nom. voltage: 450 V, nominal current: 24 A, number of connections: 6, number of positions: 3, connection method: Push-in connection, cross section: 0.14 mm<sup>2</sup> - 4 mm<sup>2</sup>, Push-in connection, Rated cross section: 2.5 mm<sup>2</sup>, mounting type: for snapping onto a DIN rail adapter, Direct mounting with flange, Free-hanging, color: gray

## Commercial data

Item number	1300609
Packing unit	10 pc
Minimum order quantity	50 pc
Sales key	BE09
Product key	BEA281
GTIN	4063151544683
Weight per piece (including packing)	9.66 g
Weight per piece (excluding packing)	9.202 g
Customs tariff number	85369010
Country of origin	PL

# PTVFIX 2,5/3 - Device terminal block



1300609

<https://www.phoenixcontact.com/us/products/1300609>

## Technical data

### Notes

#### General

Note	The maximum load current of a single clamping unit must not be exceeded.
------	--------------------------------------------------------------------------

### Product properties

Product type	Distributor terminal block
Number of positions	3
Number of connections	6
Number of rows	1

#### Insulation characteristics

Overvoltage category	III
Degree of pollution	3

### Electrical properties

Maximum power dissipation for nominal condition	0.77 W
-------------------------------------------------	--------

### Connection data

Number of connections per level	6
Nominal cross section	2.5 mm <sup>2</sup>
Connection method	Push-in connection
Stripping length	8 mm ... 10 mm
Internal cylindrical gage	A3
	B3
Connection in acc. with standard	IEC 60998-2-2
Conductor cross-section rigid	0.14 mm <sup>2</sup> ... 4 mm <sup>2</sup>
Cross section AWG	26 ... 12 (converted acc. to IEC)
Conductor cross-section flexible	0.14 mm <sup>2</sup> ... 4 mm <sup>2</sup>
Conductor cross-section, flexible [AWG]	26 ... 12 (converted acc. to IEC)
Conductor cross-section flexible (ferrule without plastic sleeve)	0.14 mm <sup>2</sup> ... 2.5 mm <sup>2</sup>
Flexible conductor cross-section (ferrule with plastic sleeve)	0.14 mm <sup>2</sup> ... 2.5 mm <sup>2</sup>
Nominal current	24 A
Maximum load current	32 A (with 4 mm <sup>2</sup> conductor cross-section)
Maximum total current	The maximum load current of the individual terminal point must not be exceeded.
Nominal voltage	450 V (in accordance with IEC 60998-2-2)
Connection method	Push-in connection
Stripping length	8 mm ... 10 mm
Connection in acc. with standard	IEC 60947-7-1
Nominal voltage	690 V

# PTVFIX 2,5/3 - Device terminal block



1300609

<https://www.phoenixcontact.com/us/products/1300609>

Note	The IEC 60947-7-1 standard applies for the use of mounting accessories.
Nominal cross section	2.5 mm <sup>2</sup>

## Connection cross sections directly pluggable

Conductor cross-section rigid	0.5 mm <sup>2</sup> ... 4 mm <sup>2</sup>
Conductor cross-section, rigid [AWG]	20 ... 12 (converted acc. to IEC)
Conductor cross-section flexible (ferrule without plastic sleeve)	0.75 mm <sup>2</sup> ... 2.5 mm <sup>2</sup>
Flexible conductor cross-section (ferrule with plastic sleeve)	0.5 mm <sup>2</sup> ... 2.5 mm <sup>2</sup>

## Dimensions

Width	15.68 mm
Height	28.6 mm
Depth	21.7 mm

## Material specifications

Color	gray (RAL 7042)
Flammability rating according to UL 94	V0
Insulating material group	I
Insulating material	PA
Static insulating material application in cold	-60 °C
Relative insulation material temperature index (Elec., UL 746 B)	130 °C
Fire protection for rail vehicles (DIN EN 45545-2) R22	HL 1 - HL 3
Fire protection for rail vehicles (DIN EN 45545-2) R23	HL 1 - HL 3
Fire protection for rail vehicles (DIN EN 45545-2) R24	HL 1 - HL 3
Fire protection for rail vehicles (DIN EN 45545-2) R26	HL 1 - HL 3
Surface flammability NFPA 130 (ASTM E 162)	passed
Specific optical density of smoke NFPA 130 (ASTM E 662)	passed
Smoke gas toxicity NFPA 130 (SMP 800C)	passed

## Electrical tests

### Surge voltage test

Result	Test passed
--------	-------------

### Temperature-rise test

Requirement temperature-rise test	Increase in temperature ≤ 45 K
Result	Test passed
Short-time withstand current 2.5 mm <sup>2</sup>	0.3 kA
Result	Test passed

### Power-frequency withstand voltage

Test voltage setpoint	1.89 kV
Result	Test passed

## Mechanical properties

# PTVFIX 2,5/3 - Device terminal block



1300609

<https://www.phoenixcontact.com/us/products/1300609>

## Mechanical data

Open side panel	No
-----------------	----

## Mechanical tests

### Mechanical strength

Result	Test passed
--------	-------------

### Attachment on the carrier

DIN rail/fixing support	NS 35
Result	Test passed
Note	<p>When aligning several blocks, it is recommended to either place a DIN rail adapter underneath the connection point or a flange element between the blocks.</p> <p>For versions with 6 or 7 connections, it is enough to place one DIN rail adapter centrally per block and place flange elements after every other block.</p> <p>Depending on the application case and mechanical load, other arrangements of the mounting accessory can also be chosen.</p> <p>When using the DIN rail adapter PTFIX-NS35, an aligned block must not protrude by more than a half.</p>

### Test for conductor damage and slackening

Rotation speed	9 rpm
Revolutions	135
Conductor cross-section/weight	0.14 mm <sup>2</sup> / 0.2 kg
	2.5 mm <sup>2</sup> / 0.7 kg
	4 mm <sup>2</sup> / 0.9 kg
Result	Test passed

## Environmental and real-life conditions

### Aging

Temperature cycles	192
Result	Test passed

### Needle-flame test

Time of exposure	30 s
Result	Test passed

### Oscillation/broadband noise

Specification	DIN EN 50155 (VDE 0115-200):2022-06
Spectrum	Long life test category 2, bogie-mounted
Frequency	$f_1 = 5 \text{ Hz}$ to $f_2 = 250 \text{ Hz}$
ASD level	6.12 (m/s <sup>2</sup> ) <sup>2</sup> /Hz
Acceleration	3.12g
Test duration per axis	5 h
Test directions	X-, Y- and Z-axis

# PTVFIX 2,5/3 - Device terminal block



1300609

<https://www.phoenixcontact.com/us/products/1300609>

Result	Test passed
--------	-------------

## Shocks

Specification	DIN EN 50155 (VDE 0115-200):2018-05
Pulse shape	Half-sine
Acceleration	30g
Shock duration	18 ms
Number of shocks per direction	3
Test directions	X-, Y- and Z-axis (pos. and neg.)
Result	Test passed

## Ambient conditions

Ambient temperature (operation)	-60 °C ... 110 °C (Operating temperature range incl. self-heating; for max. short-term operating temperature, see RTI Elec.)
Ambient temperature (storage/transport)	-25 °C ... 60 °C (for a short time, not exceeding 24 h, -60 °C to +70 °C)
Ambient temperature (assembly)	-5 °C ... 70 °C
Ambient temperature (actuation)	-5 °C ... 70 °C
Permissible humidity (operation)	20 % ... 90 %
Permissible humidity (storage/transport)	30 % ... 70 %

## Standards and regulations


Connection in acc. with standard	IEC 60998-2-2
	IEC 60947-7-1

## Mounting

Mounting type	for snapping onto a DIN rail adapter
	Direct mounting with flange
	Free-hanging

## Drawings

Circuit diagram



# PTVFIX 2,5/3 - Device terminal block





1300609

<https://www.phoenixcontact.com/us/products/1300609>

## Approvals

To download certificates, visit the product detail page: <https://www.phoenixcontact.com/us/products/1300609>

 <b>CSA</b> Approval ID: 2030668				
	Nominal voltage $U_N$	Nominal current $I_N$	Cross section AWG	Cross section $\text{mm}^2$
B				
	300 V	20 A	26 - 12	-
C				
	300 V	20 A	26 - 12	-
D				
	600 V	5 A	26 - 12	-

 <b>cULus Recognized</b> Approval ID: E60425				
	Nominal voltage $U_N$	Nominal current $I_N$	Cross section AWG	Cross section $\text{mm}^2$
B				
	300 V	20 A	26 - 12	-
C				
	300 V	20 A	26 - 12	-
F				
	500 V	20 A	26 - 12	-
D				
	600 V	5 A	26 - 12	-

<b>DNV</b> Approval ID: TAE00004R4				
---------------------------------------	--	--	--	--

# PTVFIX 2,5/3 - Device terminal block



1300609

<https://www.phoenixcontact.com/us/products/1300609>

## Classifications

### ECLASS

ECLASS-13.0	27250118
ECLASS-15.0	27250118

### ETIM

ETIM 9.0	EC000897
----------	----------

### UNSPSC

UNSPSC 21.0	39121400
-------------	----------



# PTVFIX 2,5/3 - Device terminal block



1300609

<https://www.phoenixcontact.com/us/products/1300609>

## Environmental product compliance

EU RoHS	
Fulfills EU RoHS substance requirements	Yes, No exemptions
China RoHS	
Environment friendly use period (EFUP)	EFUP-E
	No hazardous substances above the limits
EU REACH SVHC	
REACH candidate substance (CAS No.)	No substance above 0.1 wt%

Phoenix Contact 2025 © - all rights reserved  
<https://www.phoenixcontact.com>

Phoenix Contact USA  
586 Fulling Mill Road  
Middletown, PA 17057, United States  
(+717) 944-1300  
[info@phoenixcon.com](mailto:info@phoenixcon.com)