

PSR-PC21-2NO-2NC-24DC-SC - Coupling relay



1086945

<https://www.phoenixcontact.com/us/products/1086945>

Please be informed that the data shown in this PDF document is generated from our online catalog. Please find the complete data in the user documentation. Our general terms of use for downloads are valid.



Coupling relay for SIL 3 high and low-demand applications, coupled digital output signals to the I/O, 2 independently controllable enabling current paths, 2 confirmation current paths, safe state off applications, test pulse filter, pluggable screw terminal block

Product description

The safe coupling relay couples digital output signals from failsafe controllers to I/O devices and is used for power adaptation and electrical isolation. The safe coupling relay can be used in high- and low-demand applications. The safe coupling relay safely interrupts circuits.

Your advantages

- Up to SIL 3 in accordance with IEC 61508, IEC 61511, and IEC 50156
- Approved for Class I, Zone 2 applications
- Force-guided contacts in accordance with EN 50205
- Easy proof test according to IEC 61508 thanks to integrated signal contact
- Low housing width of just 12.5 mm
- Long service life thanks to filtering of controller test pulses
- 2 enabling current paths, 2 confirmation current paths
- Independent control of the relay channels possible

Commercial data

Item number	1086945
Packing unit	1 pc
Minimum order quantity	1 pc
Sales key	DN01
Product key	DNA182
GTIN	4055626881904
Weight per piece (including packing)	207.1 g
Weight per piece (excluding packing)	206.52 g
Customs tariff number	85364190
Country of origin	DE

PSR-PC21-2NO-2NC-24DC-SC - Coupling relay



1086945

<https://www.phoenixcontact.com/us/products/1086945>

Technical data

Notes

Note on application

Note on application	Only for industrial use
---------------------	-------------------------

Product properties

Product type	Coupling relay
Product family	PSRmini
Application	Safe switch off
	High demand
	Low demand
	Ex
Control	1 and 2 channel
Mechanical service life	10x 10 ⁶ cycles
Relay type	Electromechanical relay with force-guided contacts in accordance with IEC/EN 61810-3

Insulation characteristics

Overvoltage category	III
Degree of pollution	2

Times

Typ. starting time with U _S	< 70 ms (when controlled via A1 or A3 at U _S)
Typical release time	< 30 ms (when controlled via A1 or A3 at U _S)
Recovery time	500 ms

Electrical properties

Maximum power dissipation for nominal condition	7.05 W (S1, S2, S3, S4 = ON, 2-channel load, U _B = 30 V, U _S = 24 V, I _S = 2*46 mA, I _L ² = 36 A, R _{contact} = 0.05 Ω)
Nominal operating mode	100% operating factor
Rated insulation voltage	250 V AC
Rated surge voltage/insulation	Safe isolation, reinforced insulation 6.4 kV from (A1/A2, A3/A4, 21/22, 41/42) to (13/14, 33/34) and between (13/14) and (33/34)
	Basic insulation 4 kV between all current paths and housing
	500 V isolation between (A1/A2, A3/A4) and (21/22, 41/42)

Supply

Designation	A1/A2, A3/A4
Rated control circuit supply voltage U _S	19.2 V DC ... 30 V DC
Rated control circuit supply voltage U _S	24 V DC -20 % / +25 %
Rated control supply current I _S	typ. 15 mA (per channel (configurable))
	typ. 25 mA (per channel (configurable))
	typ. 40 mA (per channel (configurable))
	typ. 46 mA (per channel (configurable))

PSR-PC21-2NO-2NC-24DC-SC - Coupling relay



1086945

<https://www.phoenixcontact.com/us/products/1086945>

Power consumption at U_S	typ. 360 mW (per channel (configurable))
	typ. 600 mW (per channel (configurable))
	typ. 960 mW (per channel (configurable))
	typ. 1.1 W (per channel (configurable))
Inrush current	typ. 200 mA ($\Delta t = 10 \mu s$ at U_S , per channel (configurable))
	typ. 300 mA ($\Delta t = 10 \mu s$ at U_S , per channel (configurable))
Filter time	2 ms (in the event of voltage dips at U_S)
Protective circuit	Serial protection against polarity reversal; 38.6 V suppressor diode

Output data

Relay: Enabling current paths (13/14, 33/34)

Output description	2 N/O contacts parallel, without delay, safety-related, floating
Number of outputs	2
Contact switching type	2 enabling current paths
Contact material	AgSnO ₂
Switching voltage	min. 12 V DC
	max. 250 V AC/DC
Switching power	min. 60 mW
Inrush current	min. 3 mA
	max. 6 A
Switching capacity	4 A (24 V (DC13))
	4 A (250 V (AC15), low demand)
	2 A (250 V (AC15), high demand)
Limiting continuous current	6 A (High demand)
	4 A (Low demand)
Sq. Total current	72 A ² (High-demand, observe derating)
	32 A ² (Low-demand, observe derating)
Switching frequency	max. 0.1 Hz
Mechanical service life	10x 10 ⁶ cycles
Output fuse	6 A gL/gG
	4 A gL/gG (for low-demand applications)

Relay: Confirmation current paths (21/22, 41/42)

Output description	2 N/C contacts parallel, without delay, safety-related, floating
Number of outputs	2
Contact switching type	2 confirmation current paths
Contact material	AgCuNi, + Au
Switching voltage	min. 5 V DC
	max. 30 V DC
Switching power	min. 20 mW
Inrush current	min. 1 mA
	max. 100 mA
Limiting continuous current	100 mA

PSR-PC21-2NO-2NC-24DC-SC - Coupling relay



1086945

<https://www.phoenixcontact.com/us/products/1086945>

Mechanical service life	10x 10 ⁶ cycles
Output fuse	150 mA Fast-blow

Connection data

Conductor connection

Connection method	Screw connection
Conductor cross-section rigid	0.2 mm ² ... 2.5 mm ²
Conductor cross-section flexible	0.2 mm ² ... 2.5 mm ²
Conductor cross-section AWG	24 ... 12
Stripping length	7 mm
Screw thread	M3
Tightening torque	0.6 Nm

Signaling

Status display	2 x LED (green)
----------------	-----------------

Dimensions

Width	12.5 mm
Height	112.2 mm
Depth	114.5 mm

Material specifications

Color (Housing)	yellow (RAL 1018)
Housing material	PA

Characteristics

Safety data

Stop category	0
---------------	---

Safety data: EN ISO 13849

Category	4
Performance level (PL)	e

Safety data: EN 50156-2

Safety Integrity Level (SIL)	3 (Reference IEC 61508)
------------------------------	-------------------------

Safety data: IEC 61508 – High-demand for 2-channel wiring (1oo2 structure)

Safety Integrity Level (SIL)	3
------------------------------	---

Safety data: IEC 61508 – High-demand for 1-channel wiring (1oo1 structure)

Safety Integrity Level (SIL)	2
------------------------------	---

Safety data: IEC 61508 – Low-demand for 2-channel wiring (1oo2 structure)

Safety Integrity Level (SIL)	3
------------------------------	---

Safety data: IEC 61508 – Low-demand for 1-channel wiring (1oo1 structure)

PSR-PC21-2NO-2NC-24DC-SC - Coupling relay



1086945

<https://www.phoenixcontact.com/us/products/1086945>

Safety Integrity Level (SIL)	2
Safety data: EN IEC 62061	
Safety Integrity Level (SIL)	3

Environmental and real-life conditions

Ambient conditions

Degree of protection	IP20
Min. degree of protection of inst. location	IP54
Ambient temperature (operation)	-40 °C ... 70 °C (observe derating)
Ambient temperature (storage/transport)	-40 °C ... 85 °C
Maximum altitude	≤ 2000 m (Above sea level)
Max. permissible humidity (storage/transport)	75 % (on average, 85% infrequently, non-condensing)
Max. permissible relative humidity (operation)	75 % (on average, 85% infrequently, non-condensing)
Shock	15g
Vibration (operation)	10 Hz ... 150 Hz, 2g

Approvals

ATEX

Identification	Ⓔ II 3G Ex ec nC IIC T4 Gc
Certificate	DEMKO 19 ATEX 2240X

IECEX

Identification	Ex ec nC IIC T4 Gc
Certificate	IECEX ULD 19.0023X

UL, USA/Canada

Identification	cULus
Certificate	E140324

UL Ex, USA / Canada

Identification	Class I, Zone 2, AEx ec nC IIC T4 / Ex ec nC IIC Gc T4 X
	Class I, Div. 2, Groups A, B, C, D, T4
Certificate	E360692

CE

Identification	CE-compliant
----------------	--------------

Environmental simulation test

Identification	G3
Certificate	ISA-S71.04

CCC / China-Ex

Identification	Ex ec nC IIC T4 Gc
Certificate	2022122304115696

Mounting

PSR-PC21-2NO-2NC-24DC-SC - Coupling relay



1086945

<https://www.phoenixcontact.com/us/products/1086945>

Mounting type	DIN rail mounting
Assembly note	See derating curve
Mounting position	vertical or horizontal

PSR-PC21-2NO-2NC-24DC-SC - Coupling relay

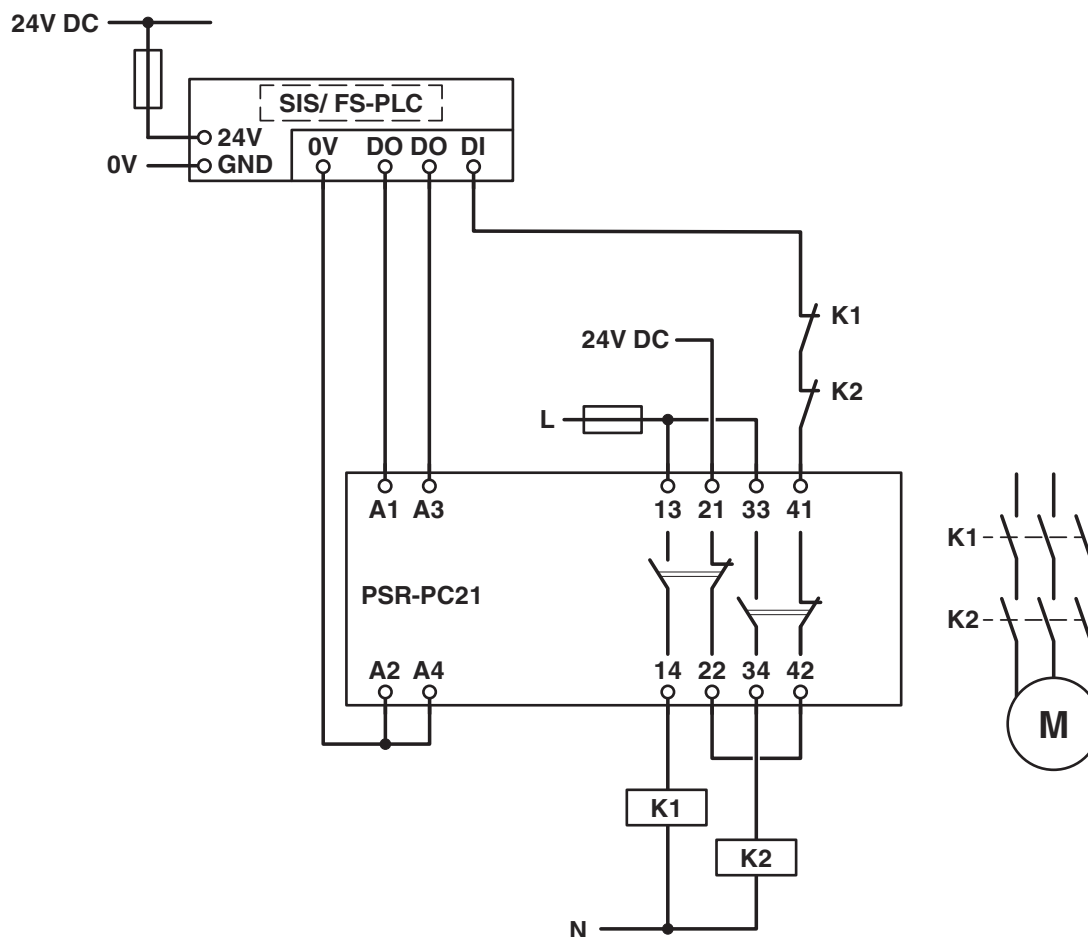
1086945

<https://www.phoenixcontact.com/us/products/1086945>



Drawings

Circuit diagram



High-demand application with failsafe controller

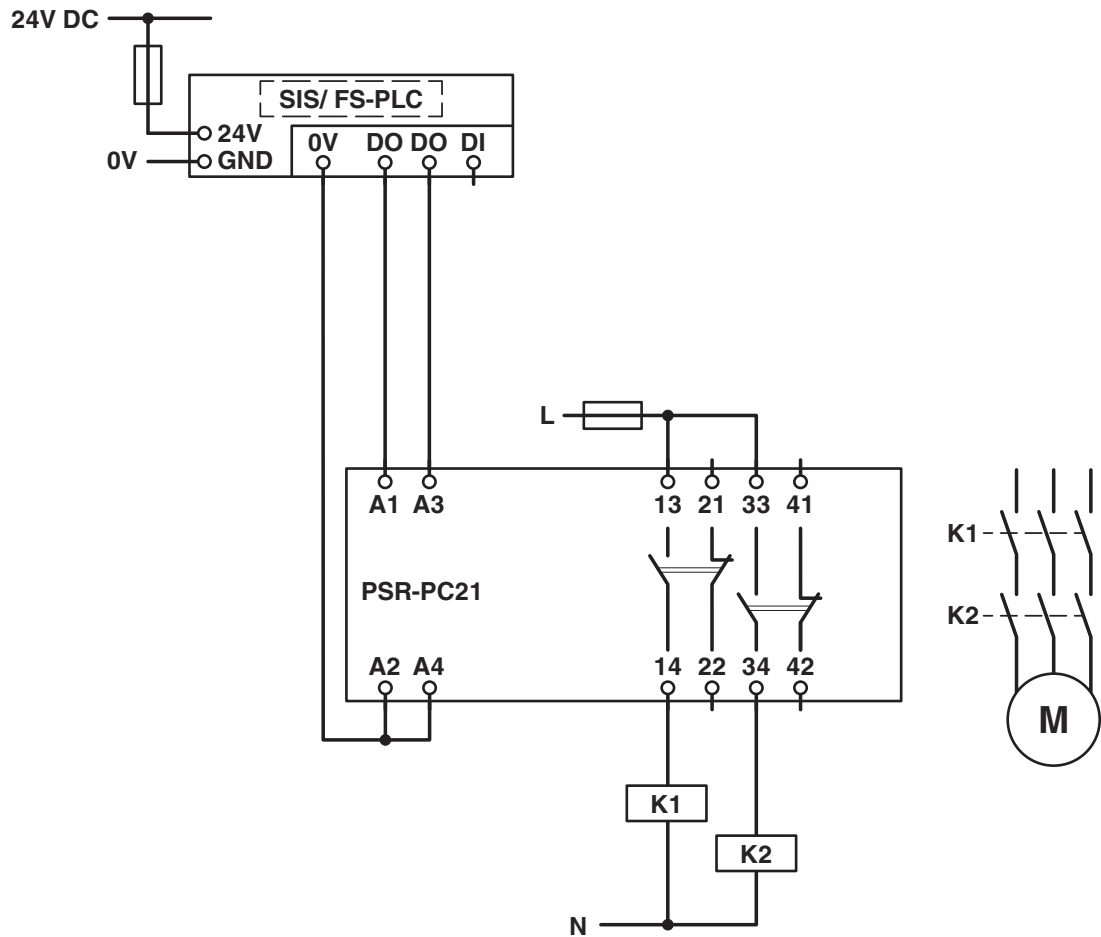
PSR-PC21-2NO-2NC-24DC-SC - Coupling relay



1086945

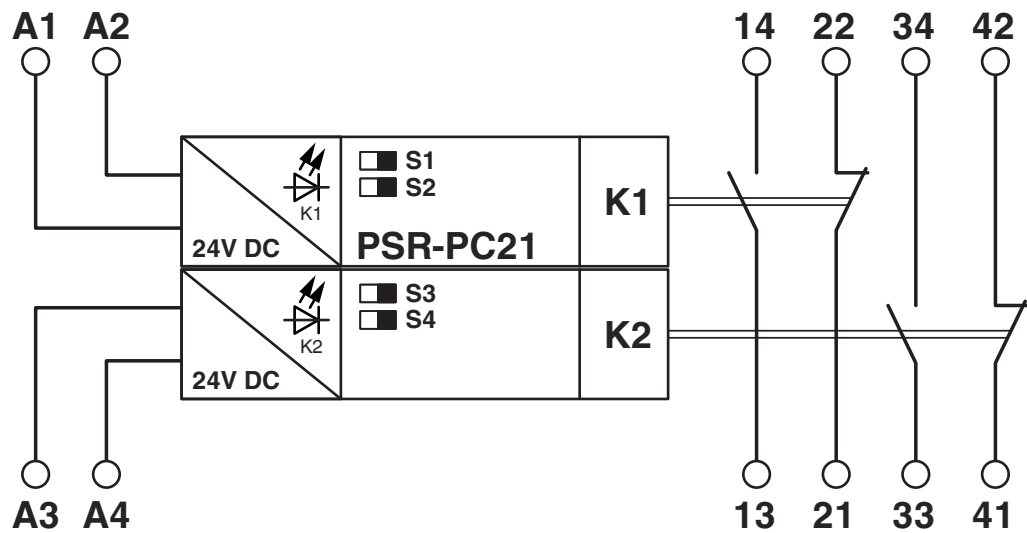
<https://www.phoenixcontact.com/us/products/1086945>

Circuit diagram



High-demand application with failsafe controller

Block diagram



Block diagram

PSR-PC21-2NO-2NC-24DC-SC - Coupling relay



1086945

<https://www.phoenixcontact.com/us/products/1086945>

Approvals

To download certificates, visit the product detail page: <https://www.phoenixcontact.com/us/products/1086945>



cULus Listed

Approval ID: E140324



Functional Safety

Approval ID: 968/FSP 1955.02/24



IECEx

Approval ID: IECEx ULD 19.0023X



ATEX

Approval ID: DEMKO 19 ATEX 2240X



cULus Listed

Approval ID: E360692



CCC

Approval ID: 2022122304115696

PSR-PC21-2NO-2NC-24DC-SC - Coupling relay



1086945

<https://www.phoenixcontact.com/us/products/1086945>

Classifications

ECLASS

ECLASS-13.0	27371819
ECLASS-15.0	27371819

ETIM

ETIM 9.0	EC001449
----------	----------

UNSPSC

UNSPSC 21.0	39122200
-------------	----------

PSR-PC21-2NO-2NC-24DC-SC - Coupling relay



1086945

<https://www.phoenixcontact.com/us/products/1086945>

Environmental product compliance

EU RoHS

Fulfills EU RoHS substance requirements	Yes
Exemption	7(a), 7(c)-I

China RoHS

Environment friendly use period (EFUP)	EFUP-50
	An article-related China RoHS declaration table can be found in the download area for the respective article under "Manufacturer declaration". For all articles with EFUP-E, no China RoHS declaration table issued and required.

EU REACH SVHC

REACH candidate substance (CAS No.)	Lead(CAS: 7439-92-1)
SCIP	05af3c71-0245-4bd3-81a3-3f65c2b5f6f0

Phoenix Contact 2025 © - all rights reserved

<https://www.phoenixcontact.com>

Phoenix Contact USA
586 Fulling Mill Road
Middletown, PA 17057, United States
(+717) 944-1300
info@phoenixcon.com