

STEP-UPS/24DC/24DC/3/46WH - Uninterruptible power supply



1081430

<https://www.phoenixcontact.com/us/products/1081430>

Please be informed that the data shown in this PDF document is generated from our online catalog. Please find the complete data in the user documentation. Our general terms of use for downloads are valid.



Uninterruptible power supply with integrated battery. The STEP-BAT/LI-ION/18.5DC/46WH battery can be re-ordered separately.

Product description

UPS modules with integrated battery are particularly space-saving: the UPS module and battery are combined in one housing. It's just a case of connecting a power supply upstream.

Your advantages

- Stable supply of sensitive loads, thanks to the regulated output voltage
- Safety ensured, thanks to the integrated protective circuit and energy storage temperature monitoring
- Quick and easy installation with integrated battery
- Battery operation can be stopped via remote contact
- Flexible assembly – can be snapped onto the DIN rail or screwed onto a level surface

Commercial data

Item number	1081430
Packing unit	1 pc
Minimum order quantity	1 pc
Sales key	CM20
Product key	CMUS43
GTIN	4055626807850
Weight per piece (including packing)	663 g
Weight per piece (excluding packing)	532 g
Customs tariff number	85371091
Country of origin	DE

STEP-UPS/24DC/24DC/3/46WH - Uninterruptible power supply



1081430

<https://www.phoenixcontact.com/us/products/1081430>

Technical data

Notes

General

Note on the battery	This product contains a battery with a limited shelf life that must be charged every few months. The product packaging indicates when the battery must be started up or recharged. The general shelf life can be found in the technical data area under "Latest startup". To prevent deep discharge, store and transport the battery module outside of the uninterruptible power supply.
---------------------	--

Input data

DC operation

Input voltage	24 V DC
Input voltage range	22.5 V DC ... 29.5 V DC
Voltage type of supply voltage	DC
Buffer period	90 min (1 A)
	45 min (2 A)
	30 min (3 A)
	22 min (4 A)
Rotary selector switch	Service
	∞
	5 min.
	10 min.
Current consumption	20 min.
	4.7 A (max.)
	< 30 mA (No-load)
	< 0.5 A (Charging (I _{Charge} = max, I _{Out} = 0))
Fixed backup threshold	< 22.5 V
Variable connect threshold	1 V / 1 s
Typical response time	< 0.5 s
Input fuse	7 A (slow-blow, internal)

Output data

Efficiency	> 98 % (for charged battery)
	> 95 % (Battery operation)
Nominal output voltage	24 V DC
Nominal output current (I _N)	3 A (0 °C ... 40 °C)
Output current limit	In mains mode according to connected upstream current limiting device
	> 4 A (Battery operation)
POWER BOOST (I _{Boost})	4 A (0 °C ... 35 °C)
Bridging time	900 s

STEP-UPS/24DC/24DC/3/46WH - Uninterruptible power supply



1081430

<https://www.phoenixcontact.com/us/products/1081430>

Derating	35 °C ... 40 °C (5 %/K)
Output power	72 W
Power dissipation	0.6 W (No-load)
	2 W (Nominal load)
	4.4 W (I_{\max})
	1.1 W (No-load)
	3.8 W (Nominal load)
	10 W (I_{\max})
Connection in series	no

Mains operation

Nominal output voltage	24 V DC
Output voltage range	$U_{\text{Out}} = U_{\text{In}} - 0.3 \text{ V DC}$
Nominal output current (I_N)	3 A (0 °C ... 40 °C)

Battery operation

Nominal output voltage	24 V DC
Output voltage range	23 V DC ... 26.5 V DC (constantly regulated to input voltage (mains operation))
Nominal output current (I_N)	3 A (0 °C ... 40 °C)

Signal: Alarm

Output description	Transistor
--------------------	------------

Signal: Battery charge

Output description	Transistor
--------------------	------------

Signal: Battery mode

Output description	Transistor
--------------------	------------

Energy storage

Nominal voltage U_N	18.5 V DC
End-of-charge voltage	18.5 V DC ... 21 V DC
Charging current	0.4 A
Nominal capacity	46 Wh
Charging time	max. 5.5 h
Deep discharge protection	< 15 V DC
Battery module service life	500 full cycles
Latest startup date (battery only)	12 Months (25 °C)
Battery technology	Lithium-ion
Memory medium	Lithium-ion
Battery presence check (cyclic)	60 s
Quality check of battery	yes, with each charge and cyclically once per month
Battery fuse	yes, electronic 16 A
IQ technology	no

STEP-UPS/24DC/24DC/3/46WH - Uninterruptible power supply



1081430

<https://www.phoenixcontact.com/us/products/1081430>

Connection data

Input

Connection method	Screw connection
Conductor cross-section, rigid min.	0.2 mm ²
Conductor cross-section, rigid max.	2.5 mm ²
Conductor cross-section flexible min.	0.2 mm ²
Conductor cross-section flexible max.	2.5 mm ²
Single conductor/flexible terminal point with ferrule with plastic sleeve, min.	0.2 mm ²
Single conductor/flexible terminal point with ferrule with plastic sleeve, max.	2.5 mm ²
Single conductor/flexible terminal point with ferrule without plastic sleeve, min.	0.2 mm ²
Single conductor/flexible terminal point with ferrule without plastic sleeve, max.	2.5 mm ²
Conductor cross-section AWG min.	24
Conductor cross-section AWG max.	12
Stripping length	6.5 mm
Screw thread	M3
Tightening torque, min	0.5 Nm
Tightening torque max	0.6 Nm

Output

Connection method	Screw connection
Conductor cross-section, rigid min.	0.2 mm ²
Conductor cross-section, rigid max.	2.5 mm ²
Conductor cross-section flexible min.	0.2 mm ²
Conductor cross-section flexible max.	2.5 mm ²
Single conductor/flexible terminal point with ferrule with plastic sleeve, min.	0.2 mm ²
Single conductor/flexible terminal point with ferrule with plastic sleeve, max.	2.5 mm ²
Single conductor/flexible terminal point with ferrule without plastic sleeve, min.	0.2 mm ²
Single conductor/flexible terminal point with ferrule without plastic sleeve, max.	2.5 mm ²
Conductor cross-section AWG min.	24
Conductor cross-section AWG max.	12
Stripping length	6.5 mm
Screw thread	M3
Tightening torque, min	0.5 Nm
Tightening torque max	0.6 Nm

Signal

STEP-UPS/24DC/24DC/3/46WH - Uninterruptible power supply



1081430

<https://www.phoenixcontact.com/us/products/1081430>

Conductor cross-section, rigid min.	0.2 mm ²
Conductor cross-section, rigid max.	2.5 mm ²
Conductor cross-section flexible min.	0.2 mm ²
Conductor cross-section flexible max.	2.5 mm ²
Single conductor/flexible terminal point with ferrule with plastic sleeve, min.	0.2 mm ²
Single conductor/flexible terminal point with ferrule with plastic sleeve, max.	2.5 mm ²
Single conductor/flexible terminal point with ferrule without plastic sleeve, min.	0.2 mm ²
Single conductor/flexible terminal point with ferrule without plastic sleeve, max.	2.5 mm ²
Conductor cross-section AWG min.	24
Conductor cross-section AWG max.	12
Stripping length	6.5 mm
Screw thread	M3
Tightening torque, min	0.5 Nm
Tightening torque max	0.6 Nm

Signaling

Types of signaling	LED
--------------------	-----

Signal output

Signalization designation	Power In OK
Status display	LED
Note on status display	static on

Signal output: Switching output

Signalization designation	Alarm
Status display	LED
Note on status display	static on

Signal output: Switching output

Signalization designation	Battery charge
Status display	LED
Note on status display	flashing

Signal output: Switching output

Signalization designation	Battery mode
Status display	LED
Note on status display	static on

Signal output

Signalization designation	Overload
Status display	LED
Note on status display	flashing

STEP-UPS/24DC/24DC/3/46WH - Uninterruptible power supply



1081430

<https://www.phoenixcontact.com/us/products/1081430>

Signal output

Signalization designation	Service/Battery Error
Status display	LED
Note on status display	flashing

Product properties

Product type	DC UPS with integrated battery
Product family	STEP UPS – UPS with integrated battery
IQ technology	no
MTBF (IEC 61709, SN 29500)	> 1401000 h (40 °C)

Insulation characteristics

Protection class	III
Degree of pollution	2

Dimensions

Width	108 mm
Height	90 mm
Depth	71 mm

Installation dimensions

Installation distance right/left	0 mm / 0 mm
Installation distance top/bottom	30 mm / 30 mm

Mounting

Mounting type	DIN rail mounting
Assembly note	alignable: horizontally 0 mm, vertically 50 mm
Mounting position	horizontal DIN rail NS 35, EN 60715

Material specifications

Housing material	Plastic
Housing material	PC
Type of housing	Plastic
Foot latch material	POM (Polyoxymethylene)

Environmental and real-life conditions

Ambient conditions

Degree of protection	IP20
Ambient temperature (operation)	0 °C ... 40 °C
Ambient temperature (storage/transport)	-20 °C ... 45 °C
Maximum altitude	max. 2000 m
Climatic class	3K22 (in accordance with EN 60721)
Max. permissible relative humidity (operation)	≤ 95 % (at 25 °C, non-condensing)

STEP-UPS/24DC/24DC/3/46WH - Uninterruptible power supply



1081430

<https://www.phoenixcontact.com/us/products/1081430>

Shock	18 ms, 30g, in each space direction (according to IEC 60068-2-27)
Vibration (operation)	< 15 Hz, amplitude ± 2.5 mm (according to IEC 60068-2-6)
	15 Hz ... 150 Hz, 2.3g, 90 min.

Standards and regulations

Standard – Electronic equipment for use in electrical power installations and their assembly into electrical power installations	EN 50178/VDE 0160 (PELV)
Standard - Electrical safety	IEC 62368-1 (SELV)

Approvals

UL approvals	UL/C-UL listed UL 508
	UL/C-UL Recognized UL 60950-1

EMC data

Electromagnetic compatibility	Conformance with EMC Directive 2014/30/EU
EMC requirements for noise immunity	EN 61000-6-2

Electrostatic discharge

Standards/regulations	EN 61000-4-2
-----------------------	--------------

Electrostatic discharge

Contact discharge	6 kV (Test Level 3)
Discharge in air	8 kV (Test Level 3)
Comments	Criterion A

Electromagnetic HF field

Standards/regulations	EN 61000-4-3
-----------------------	--------------

Electromagnetic HF field

Frequency range	80 MHz ... 1 GHz
Test field strength	10 V/m (Test Level 3)
Frequency range	1 GHz ... 6 GHz
Test field strength	10 V/m (Test Level 3)
Comments	Criterion A

Fast transients (burst)

Standards/regulations	EN 61000-4-4
-----------------------	--------------

Fast transients (burst)

Input	2 kV (Test Level 3 - asymmetrical)
Output	2 kV (Test Level 3 - asymmetrical)
Signal	2 kV (Test Level 4 - asymmetrical)
Comments	Criterion A

Surge voltage load (surge)

Standards/regulations	EN 61000-4-5
-----------------------	--------------

STEP-UPS/24DC/24DC/3/46WH - Uninterruptible power supply



1081430

<https://www.phoenixcontact.com/us/products/1081430>

Surge voltage load (surge)

Input	1 kV (Test Level 2 - symmetrical)
	2 kV (Test Level 3 - asymmetrical)
Output	1 kV (Test Level 2 - symmetrical)
	2 kV (Test Level 3 - asymmetrical)
Signal	1 kV (Test Level 2 - asymmetrical)
Comments	Criterion A

Conducted interference

Standards/regulations	EN 61000-4-6
-----------------------	--------------

Conducted interference

Input/output/signal	asymmetrical
Frequency range	0.15 MHz ... 80 MHz
Comments	Criterion A
Voltage	10 V (Test Level 3)

Emitted interference

Standards/regulations	EN 61000-6-3
Radio interference voltage in acc. with EN 55011	EN 55011 (EN 55022) Class B, area of application: Industry and residential
Emitted radio interference in acc. with EN 55011	EN 55011 (EN 55022) Class B, area of application: Industry and residential

Criteria

Criterion A	Normal operating behavior within the specified limits.
Criterion B	Temporary impairment to operational behavior that is corrected by the device itself.

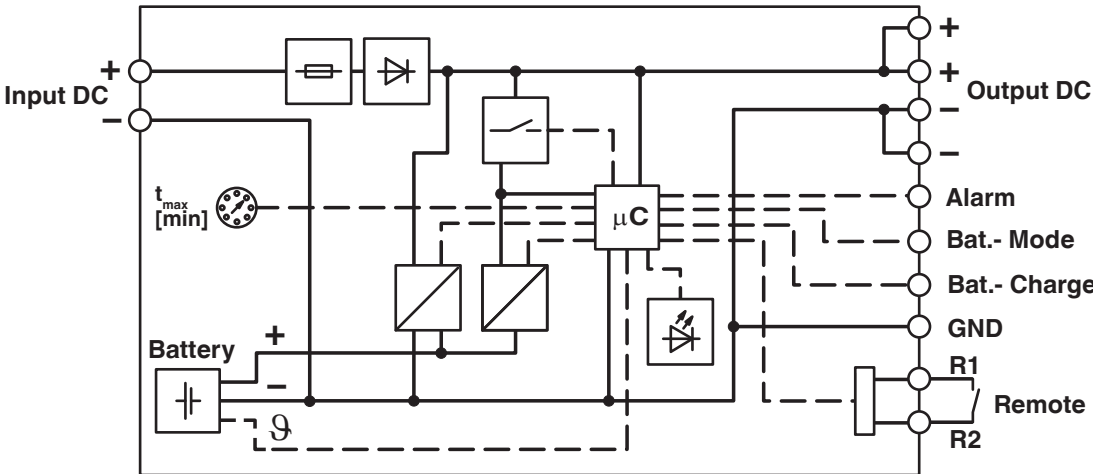
STEP-UPS/24DC/24DC/3/46WH - Uninterruptible power supply



1081430
<https://www.phoenixcontact.com/us/products/1081430>

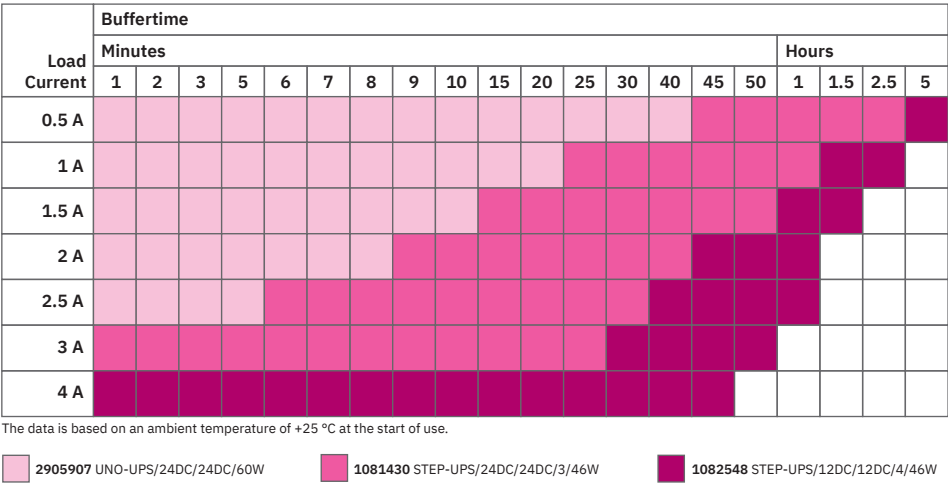
Drawings

Block diagram



Block diagram

Graphic



Buffer times for STEP DC UPS with integrated battery






STEP-UPS/24DC/24DC/3/46WH - Uninterruptible power supply



1081430
<https://www.phoenixcontact.com/us/products/1081430>

Approvals

To download certificates, visit the product detail page: <https://www.phoenixcontact.com/us/products/1081430>

	cULus Listed Approval ID: FILE E 214596
	cULus Listed Approval ID: FILE E 123528
	EAC Approval ID: RU S-DE.BL08.W.00764
	KC Approval ID: R-R-PCK-1081430
	IECEE CB Scheme Approval ID: DE/PTZ/0121

STEP-UPS/24DC/24DC/3/46WH - Uninterruptible power supply



1081430
<https://www.phoenixcontact.com/us/products/1081430>

Classifications

ECLASS

ECLASS-13.0	27040705
ECLASS-15.0	27040705

ETIM

ETIM 9.0	EC000382
----------	----------

UNSPSC

UNSPSC 21.0	39121000
-------------	----------

STEP-UPS/24DC/24DC/3/46WH - Uninterruptible power supply



1081430

<https://www.phoenixcontact.com/us/products/1081430>

Environmental product compliance

EU RoHS

Fulfills EU RoHS substance requirements	Yes
Exemption	6(c), 7(c)-I

China RoHS

Environment friendly use period (EFUP)	EFUP-25
	An article-related China RoHS declaration table can be found in the download area for the respective article under "Manufacturer declaration". For all articles with EFUP-E, no China RoHS declaration table issued and required.

EU REACH SVHC

REACH candidate substance (CAS No.)	Lead(CAS: 7439-92-1)
SCIP	95873f77-72b3-4b8a-a0a5-4fc13d820fff

Phoenix Contact 2025 © - all rights reserved

<https://www.phoenixcontact.com>

Phoenix Contact USA
586 Fulling Mill Road
Middletown, PA 17057, United States
(+717) 944-1300
info@phoenixcon.com