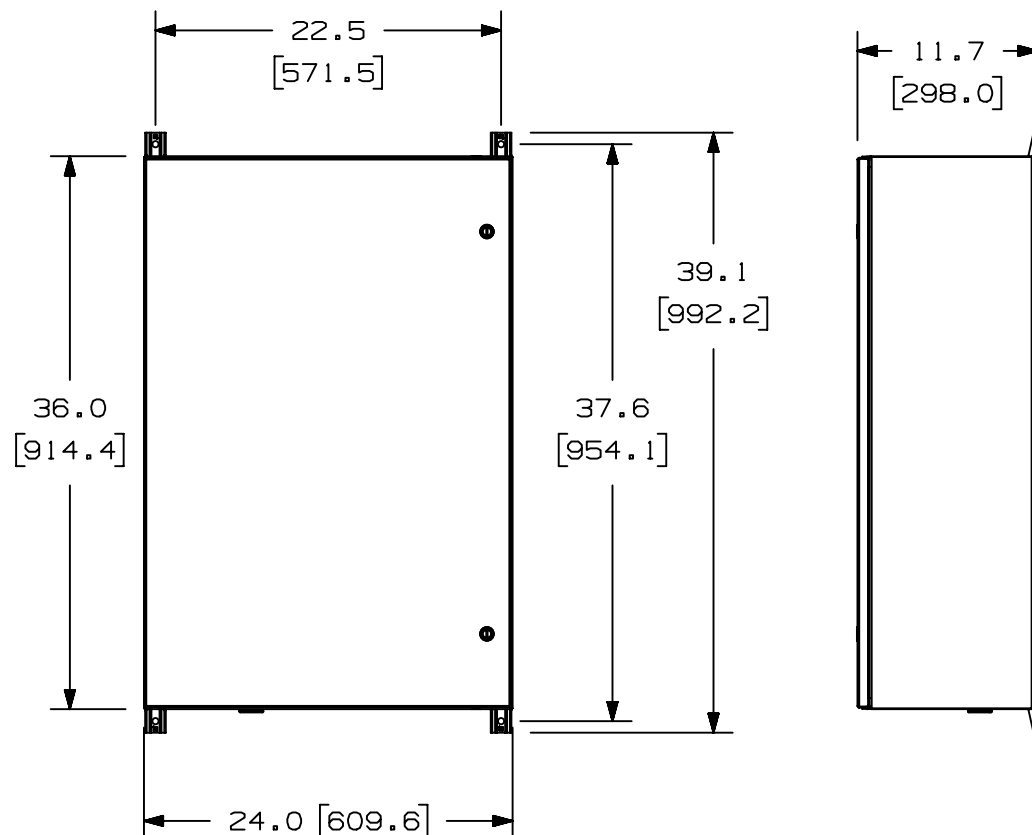


2

1

THIS COPY IS PROVIDED ON A RESTRICTED BASIS AND IS NOT TO BE USED IN ANY WAY DETRIMENTAL TO THE INTERESTS OF PANDUIT CORP.



WIDTH	HEIGHT	DEPTH	WEIGHT
24.0"	36.0"	12.0"	95 LBS 43 KG

PANDUIT P/N	ENCLOSURE TYPE	DOWNLINK PATCH CORDS TYPE
Z23C-6	316 STAINLESS	UTP COPPER
Z23C-6S	316 STAINLESS	STP COPPER
Z23C-S	4/12 STEEL	UTP COPPER
Z23C-SS	4/12 STEEL	STP COPPER

NOTES:

- DIMENSIONS IN PARENTHESES ARE IN METRIC.
- ENCLOSURE INCLUDES:
 - CABLE MANAGEMENT SIDE PANELS
 - TOP SLACK PLATE
 - 1/2" CONDUIT PLUG FOR POWER ENTRY
 - EXTERNAL MOUNTING FEET
 - AC WIRING COVER
 - DIN RAIL FOR SWITCHES (17.5")
 - DIN RAIL FOR POWER (21.5")
 - FIBER SLACK SPOOL
 - STRAIN RELIEF BAR
 - 19", 2 RACK UNIT PATCH PANEL
 - 6 PORT FIBER SURFACE MOUNT BOX
 - CABLE MANAGEMENT L RINGS
 - GROUND BAR
 - CAT 6 COPPER PATCH CORD, 3FT
 - CAT 6 MINI-COM COPPER MODULES
 - LC FIBER OPTIC PATCH CORDS, 1M
 - LC FIBER OPTIC ADAPTER MODULES
- THE PRE-CONFIGURED ZONE SYSTEM IS WALL MOUNTABLE WITH THE OPTION TO USE OUTSIDE EXTERNAL MOUNTING FEET WHICH ARE INCLUDED.
- ALL ENCLOSURES ARE UL TYPE 4/12 AND IP66 RATED.
- 316 STAINLESS STEEL ENCLOSURES ARE RATED NEMA 4X.
- STEEL AND STAINLESS STEEL ENCLOSURES ARE MADE FROM 16 GAUGE STEEL

A

A

TITLE			
Z23C-**-** PRE-CONFIGURED ZONE ENCLOSURE			
CUSTOMER DRAWING			
ITEM REVISION NAME		13V366AG/21	
DATASET FILE NAME		13V366AG_DC.21A	
		THIRD ANGLE PROJECTION	
MATERIAL		SEE TABLE	
DRAWING NUMBER		13V366AG_DC	
DRAWN BY		DATE	CHK
RHG		9/17/14	NWW
SCALE		NONE	
SHEET 1 OF 2		A	

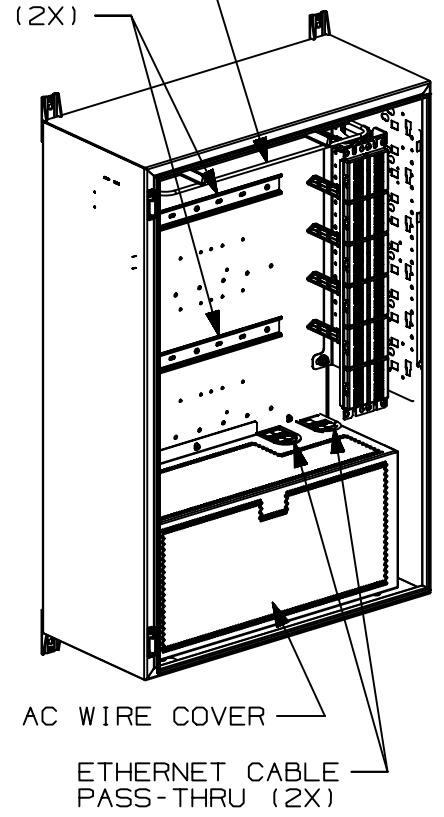
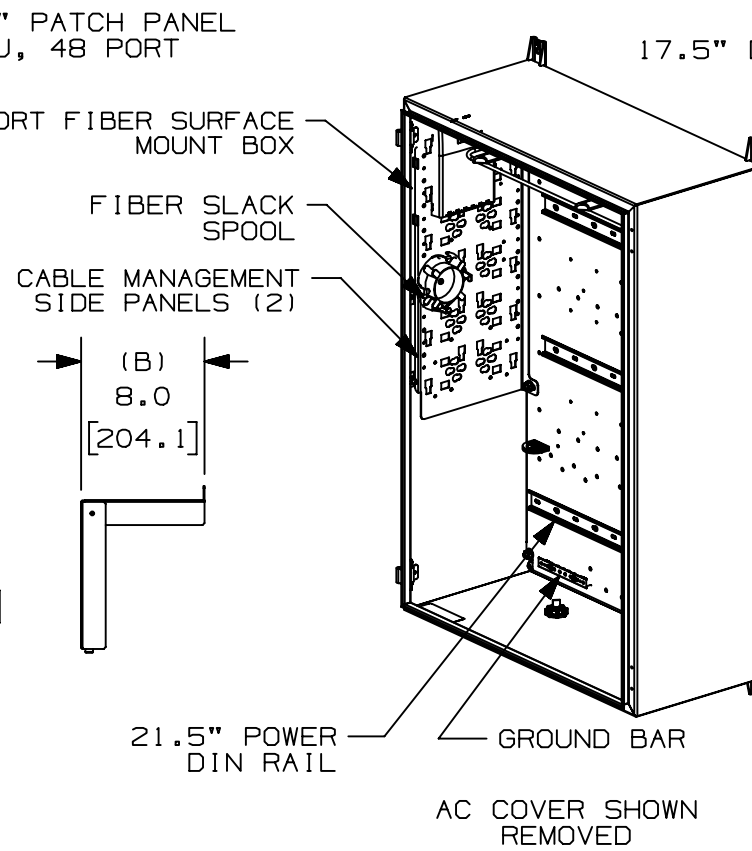
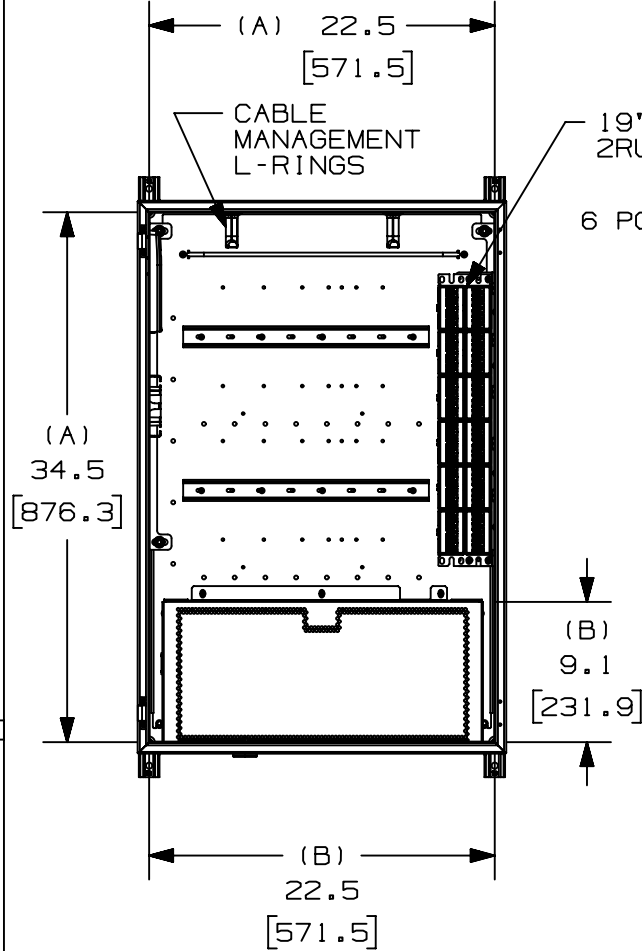
REV	DATE	BY	CHK	APR	DESCRIPTION	ECN
21A	7/9/24	JBO	DAJP	NAGL	COMPONENT REV'S WERE UPDATED CORRECTED DIN RAIL LENGTHS ADVANCED FROM 04A TO 21A TO BE CURRENT WITH BOM	ECN-INI-0018_01

2

1

A-SIZE CUSTOMER

THIS COPY IS PROVIDED ON A RESTRICTED BASIS AND IS NOT TO BE USED IN ANY WAY DETRIMENTAL TO THE INTERESTS OF PANDUIT CORP.



- (A) DIRECT WALL MOUNT HOLE LOCATIONS
DOOR REMOVED FOR CLARITY
(B) DIMENSIONS UNDER THE AC WIRE COVER
AND OVER THE MOUNT PLATE

TITLE					
Z23C-** PRE-CONFIGURED ZONE ENCLOSURE					
CUSTOMER DRAWING					
ITEM REVISION NAME			13V366AG/21		
DATASET FILE NAME			13V366AG_DC_21A		
			THIRD ANGLE PROJECTION		
MATERIAL			SEE NOTES		
DRAWN BY			DATE	CHK	SCALE
RHG			9/17/14	NWW	NONE
DRAWING NUMBER			13V366AG_DC		
SHEET 2 OF 2			A		

REV	DATE	BY	CHK	APR	DESCRIPTION	ECN
--	--	--	--	--	REFER TO SHEET 1 FOR REVISION CONTROL	--