

## M12 transf. 10GBASE-T x ANG w/ PoE+



Image is for illustration purposes only. Please refer to product description.

Part number	21 03 381 4825
Specification	M12 transf. 10GBASE-T x ANG w/ PoE+
HARTING eCatalogue	<a href="https://harting.com/21033814825">https://harting.com/21033814825</a>

### Identification

Category	Connectors
Series	Circular connectors M12
Identification	Magnetics
Element	PCB adapter
Specification	with integrated transformer Angled Power over Ethernet (PoE+)

### Version

Termination method	Reflow soldering termination (SMT)
Gender	Female
Shielding	Shielded
Number of contacts	8
Coding	X-coding
Details	Order housings separately
Pack contents	30 pieces in a tray

### Technical characteristics

Rated current	0.8 A
Rated voltage	57 V
Rated impulse voltage	1.5 kV
Pollution degree	3



**Pushing Performance**  
 Since 1945

## Technical characteristics

Data rate	10 Mbit/s
	100 Mbit/s
	1 Gbit/s
	2.5 Gbit/s
	5 Gbit/s
	10 Gbit/s
Insulation resistance	>10 <sup>8</sup> Ω
Contact resistance	≤10 mΩ
Limiting temperature	-40 ... +85 °C (during reflow soldering max. +245)
Insertion force	30 N
Withdrawal force	30 N
Mating cycles	≥100
Degree of protection acc. to IEC 60529	IP65 / IP67 mated condition
Isolation group	IIIa (175 ≤ CTI < 400)
Process Sensitivity Level (PSL)	R7 acc. to ECA/IPC/JEDEC J-STD-075

## Material properties

Material (insert)	Liquid crystal polymer (LCP)
Colour (insert)	Black
Material (contacts)	Brass
Surface (contacts)	Au over Ni Mating side
Material flammability class acc. to UL 94	V-0
RoHS	compliant with exemption
RoHS exemptions	6(c): Copper alloy containing up to 4 % lead by weight
ELV status	compliant with exemption
China RoHS	50
REACH Annex XVII substances	Not contained
REACH ANNEX XIV substances	Not contained
REACH SVHC substances	Yes
REACH SVHC substances	Lead
ECHA SCIP number	0d7d3693-d625-47ab-934a-d241bf72c86e
California Proposition 65 substances	Yes
California Proposition 65 substances	Lead Nickel
Fire protection on railway vehicles	EN 45545-2 (2020-08) + A1 (2023-10)

## Material properties

Requirement set with Hazard Levels R26

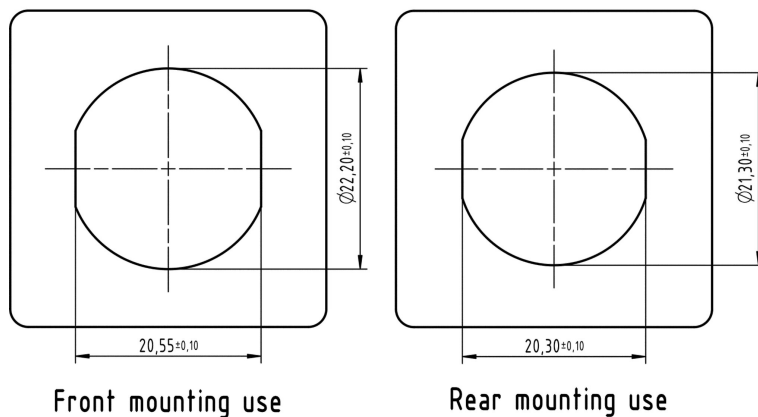
## Specifications and approvals

Specifications	IEC 61076-2-109
----------------	-----------------

## Commercial data

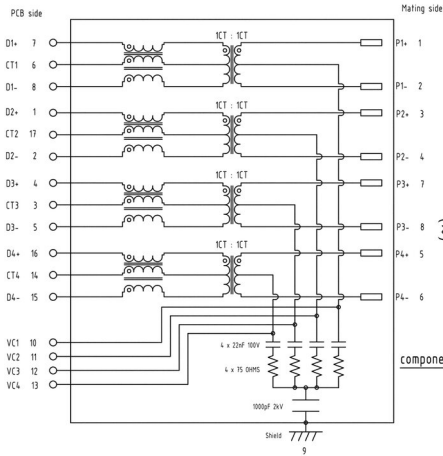
Packaging size	30
Net weight	15.5 g
Country of origin	China
European customs tariff number	85366990
GTIN	5713140228979
eCl@ss	27460201 PCB connector (board connector)
ETIM	EC002637
UNSPSC 24.0	39121415

## Panel cut out

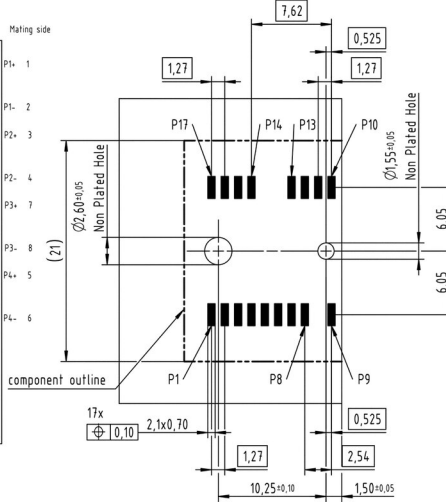


General information

Schematic



Recommended PCB layout

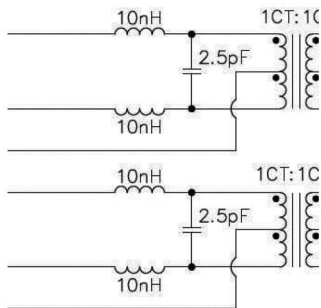


Electrical Characteristics @+25°C unless otherwise noted  
 Meets IEEE802.3 specification  
 RoHS compliant

Parameter	Specification/ Limit Values
Operating Temperature	-40°C - +85°C
Turn Ratio (+/- 2%)	1CT : 1C
Current Capacity Pins 1-8/ VC1-VC4	750mA
OCL	min 120µH @ 100KHz , 100mV with 18mA bias current
Isolation (Input- Output)	2.25kV VDC , for 60sec. min
	0.1MHz < f ≤ 500 MHz
Insertion Loss	3.1 db
Return Loss	5 db
Crosstalk	23 db
CMRR	20 db
CDMR	20 db

NOTE: 1. f is the frequency in MHz  
 2. The Product has been tested for DC isolation. HARTING assumes no liability or obligation for AC isolation testing.  
 3. Please note that the M12 Magnetics connector generates less high frequency losses (1-3GHz) compared to an RJ45 with magnetics. In combination with Chipsets that require high frequency losses to pass the PSD test, it is recommended to add a Lowpass filtering network to the M12 10G Magnetics PCB-side for 10GBASE-T signalling (see Detail A)

Detail A



Tape layout & packaging

