

NEMA line Outlet 5-20R, Snap-in Mounting, Front Side, IDC- or Quick-connect for Line-Terminal



NEMA 5-20R



See below:

[Approvals and Compliances](#)

Description

- Panel mount :
 Snap-in , Front Side
- Line Outlet Protection class I
- Quick connect or solid wire IDC line terminal

Unique Selling Proposition

- IDC terminals for efficient wiring
- Significant reduces labor costs
- IDC Along solid wire orientation
- Ideal for PDU applications

Characteristics

- Protection cover can be used as wire press
- Live contact available as quick connect terminal for the IDC-Along orientation
- Suitable for use in equipment according to IEC/UL 62368-1

Weblinks

[pdf data sheet](#), [html datasheet](#), [General Product Information](#), [Approvals](#), [Distributor-Stock-Check](#), [Accessories](#), [Mounting instruction](#), [Detailed request for product](#)

Technical Data

Ratings UL/CSA	20A / 125 VAC; 60 Hz
Dielectric Strength	> 2 kVAC between L-N > 2 kVAC between L/N-PE (1 min/60Hz)
Allowable Operation Temperature	-25 °C to 75 °C
IP-Protection	front side IP20 acc. to IEC 60529
Protection against electric shock	Suitable for appliances with protection class I acc. to IEC 61140
Terminal	Quick-Connect / Wire (solid) 12 AWG
Panel Thickness S	Snap-in 0.8 mm to 2 mm
Material: Housing	Thermoplastic, black / grey / white, UL 94V-0

Approvals and Compliances

Detailed information on product approvals, code requirements, usage instructions and detailed test conditions can be looked up in [Details about Approvals](#)

SCHURTER products are designed for use in industrial environments. They have approvals from independent testing bodies according to national and international standards. Products with specific characteristics and requirements such as required in the automotive sector according to IATF 16949, medical technology according to ISO 13485 or in the aerospace industry can be offered exclusively with customer-specific, individual agreements by SCHURTER.

Approvals



The approval mark is used by the testing authorities to certify compliance with the safety requirements placed on electronic products.

Approval Reference Type: NR520

Approval Logo	Certificates	Certification Body	Description
	UL Approvals	UL	UR File Number: E502078

Product standards

Product standards that are referenced

Organization	Design	Standard	Description
	Designed according to	UL 498	Standard for Attachment Plugs and Receptacles
	Designed according to	CSA C22.2 no. 42	General Use Receptacles, Attachment Plugs, and Similar Wiring Devices






Application standards

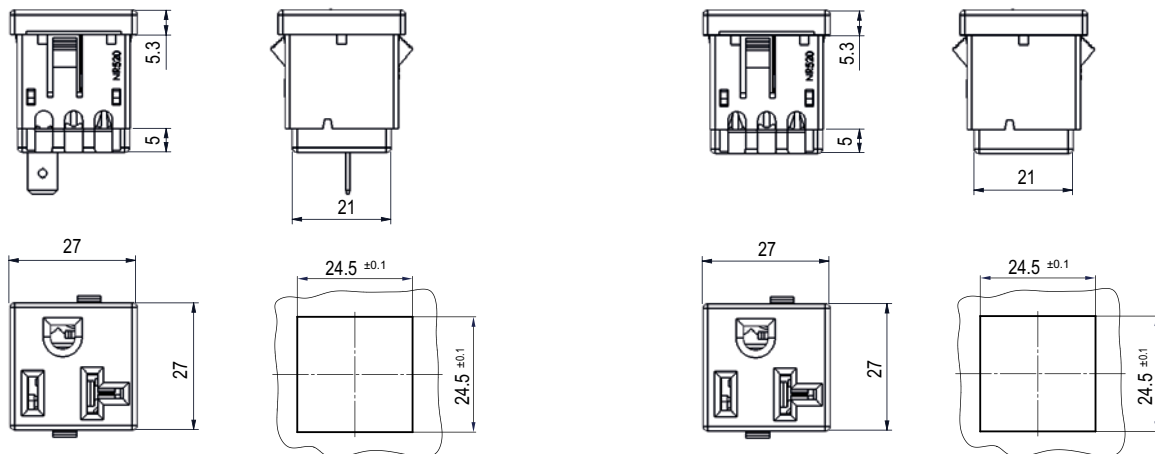
Application standards where the product can be used

Organization	Design	Standard	Description
	Suitable for applications acc.	IEC/UL 62368-1	Audio/video, information and communication technology equipment - Part 1: Safety requirements

Compliances

The product complies with following Guide Lines


Identification	Details	Initiator	Description
	CE declaration of conformity	SCHURTER AG	The CE marking declares that the product complies with the applicable requirements laid down in the harmonisation of Community legislation on its affixing in accordance with EU Regulation 765/2008.
	UKCA declaration of conformity	SCHURTER AG	The UKCA marking declares that the product complies with the applicable requirements laid down in the British Amendment of Regulation (EC) 765/2008.
	RoHS	SCHURTER AG	Directive RoHS 2011/65/EU, Amendment (EU) 2015/863
	China RoHS	SCHURTER AG	The law SJ / T 11363-2006 (China RoHS) has been in force since 1 March 2007. It is similar to the EU directive RoHS.
	REACH	SCHURTER AG	On 1 June 2007, Regulation (EC) No 1907/2006 on the Registration, Evaluation, Authorization and Restriction of Chemicals 1 (abbreviated as "REACH") entered into force.

Dimensions [mm]

With quick connect 6.3 x 0.8 mm line terminal

All IDC terminals (L/N/PE)

Assembly Instructions



IDC-Along orientation

Variants

Alignment 1)	Protection Class	Panel mounting	Panel Thickness s [mm]	Terminal	Color	Order Number
along	I	Snap-in	0.8 -2	IDC terminals	black	3-146-730
along	I	Snap-in	0.8 -2	IDC terminals	white	3-147-610
along	I	Snap-in	0.8 -2	IDC terminals	grey	3-147-622
along	I	Snap-in	0.8 -2	Quick connect 6.3 x 0.8 mm line terminal	black	3-141-528
along	I	Snap-in	0.8 -2	Quick connect 6.3 x 0.8 mm line terminal	white	3-147-609
along	I	Snap-in	0.8 -2	Quick connect 6.3 x 0.8 mm line terminal	grey	3-149-680

1) The alignment describes whether the wires are along or across to the connector pin axis.

Availability for all products can be searched real-time: <https://www.schurter.com/en/info-center/support-tools/stock-check-distributors>

Packaging unit 120 Pcs