

## IEC Appliance Inlet C14 or C18, sandwich Mounting, PCB-Terminal



Snap-in version  
Sandwich/rear-side  
PCB



IEC connector C14 or C18  
Screw-on mounting  
PCB



See below:

### Approvals and Compliances

#### Description

- Panel mount :
- Snap-in or screw-on mounting on PCB , sandwich / rear-side
- Appliance Inlet , Pin temperature 70 °C , protection class I or II
- V-Lock notch standard
- For PCB mounting

#### Other versions on request

- Ground terminal with quick-connect terminal or solder terminal

#### Weblinks

[pdf data sheet](#), [html datasheet](#), [General Product Information](#), [Approvals](#), [Distributor-Stock-Check](#), [Accessories](#), [Detailed request for product](#)

#### Technical Data

Ratings IEC	10A / 250VAC; 50Hz
Ratings UL/CSA	15A / 250VAC; 60Hz
Dielectric Strength	> 3kVAC between L-N > 3kVAC between L/N-PE (1 min/50Hz)
Allowable Operation Temperature	-25 °C to 70 °C
IP-Protection	front side IP40 acc. to IEC 60529
Protection against electric shock	Suitable for appliances with protection class I or II acc. to IEC 61140
Terminal	For PCB mounting : Ground terminal: Quick connect or solder terminals, angled or straight
Panel Thickness S	Sandwich/rear-side: 1.5/2/2.5/3 mm
Material: Housing	Thermoplastic, black, UL 94V-0

Appliance inlet/-outlet	C14 / C18 acc. to IEC 60320-1, UL 60320-1, CSA C22.2 no. 60320-1 (for cold conditions) pin-temperature 70 °C, 10A, Protection Class I or II
-------------------------	---

#### Approvals and Compliances

Detailed information on product approvals, code requirements, usage instructions and detailed test conditions can be looked up in [Details about Approvals](#)

SCHURTER products are designed for use in industrial environments. They have approvals from independent testing bodies according to national and international standards. Products with specific characteristics and requirements such as required in the automotive sector according to IATF 16949, medical technology according to ISO 13485 or in the aerospace industry can be offered exclusively with customer-specific, individual agreements by SCHURTER.

#### Approvals




The approval mark is used by the testing authorities to certify compliance with the safety requirements placed on electronic products.

Approval Reference Type: GSP2

Approval Logo	Certificates	Certification Body	Description
	<a href="#">VDE Approvals</a>	VDE	Certificate Number: 40012767
	<a href="#">UL Approvals</a>	UL	UR File Number: E96454
	<a href="#">CCC Approvals</a>	CCC	CCC Certificate Number: 2006010204183838



## Product standards

Product standards that are referenced

Organization	Design	Standard	Description
	Designed according to	IEC 60320-1	Appliance couplers for household and similar general purposes
	Designed according to	UL 60320-1	Standard for Attachment Plugs and Receptacles
	Designed according to	CSA C22.2 no. 60320-1	General Use Receptacles, Attachment Plugs, and Similar Wiring Devices








## Application standards

Application standards where the product can be used

Organization	Design	Standard	Description
	Suitable for applications acc.	IEC/UL 62368-1	Audio/video, information and communication technology equipment - Part 1: Safety requirements
	Suitable for applications acc.	IEC 60335-1	Safety of electrical appliances for household and similar purposes. Meets the requirements for appliances in unattended use. This includes the enhanced requirements of glow wire tests acc. to IEC 60695-2-11 or -12 & -13.

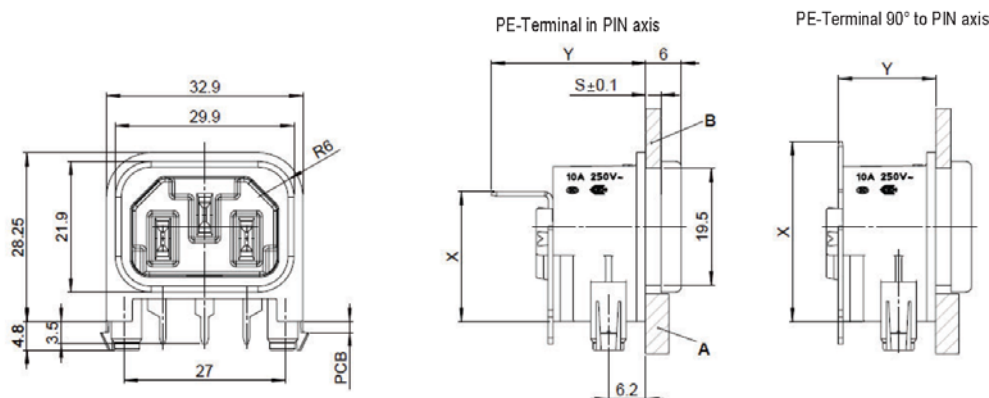
## Compliances

The product complies with following Guide Lines

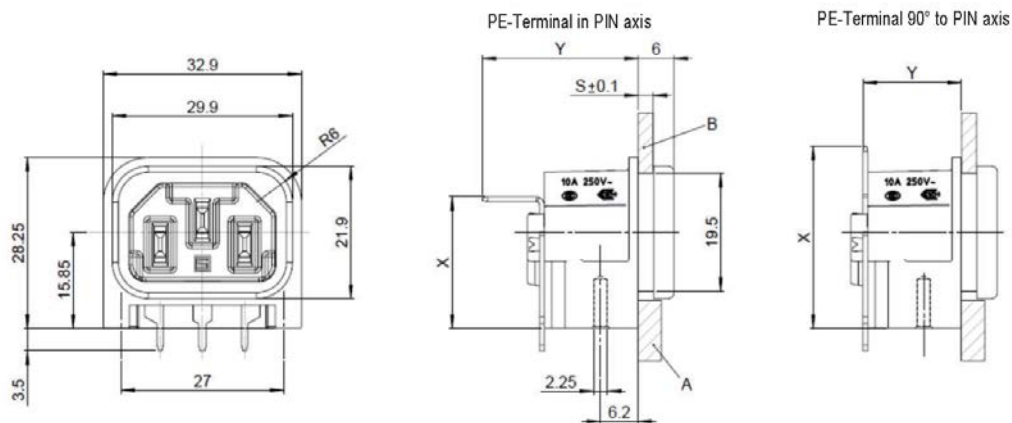
Identification	Details	Initiator	Description
	<a href="#">CE declaration of conformity</a>	SCHURTER AG	The CE marking declares that the product complies with the applicable requirements laid down in the harmonisation of Community legislation on its affixing in accordance with EU Regulation 765/2008.
	<a href="#">UKCA declaration of conformity</a>	SCHURTER AG	The UKCA marking declares that the product complies with the applicable requirements laid down in the British Amendment of Regulation (EC) 765/2008.
	<a href="#">RoHS</a>	SCHURTER AG	Directive RoHS 2011/65/EU, Amendment (EU) 2015/863
	<a href="#">China RoHS</a>	SCHURTER AG	The law SJ / T 11363-2006 (China RoHS) has been in force since 1 March 2007. It is similar to the EU directive RoHS.
	<a href="#">REACH</a>	SCHURTER AG	On 1 June 2007, Regulation (EC) No 1907/2006 on the Registration, Evaluation, Authorization and Restriction of Chemicals 1 (abbreviated as "REACH") entered into force.
		SCHURTER AG	V-Lock system are based on a matching plug-dose combination. The connector is equipped with a notch intended for use with the latching cordset. The cord latching system prevents against accidental removal of the cordset.
	<a href="#">White Paper Glow wire test</a>	SCHURTER AG	Meets the requirements of IEC 60335-1 for appliances in unattended use. This includes the enhanced requirements of glow wire tests acc. to IEC 60695-2-11 or -12 & -13.

## Dimensions [mm]

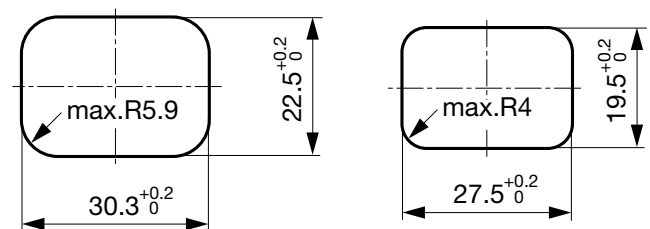
Snap-in mounting



## Screw-on mounting



	PE-Terminal in PIN axis			PE-Terminal 90° to PIN axis		
	QC 6.3	QC 4.8	Solder 4.8	QC 6.3	QC 4.8	Solder 4.8
Z	QC 6.3	QC 4.8	Solder 4.8	QC 6.3	QC 4.8	Solder 4.8
X	22.5	22.5	22.5	31.5	30.5	28
Y	26.5	26	22	16.5	16.5	16.5



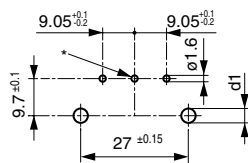
Pin axis refers to the inlet pin orientation

A: Rear panel mounting

B: Sandwich mounting

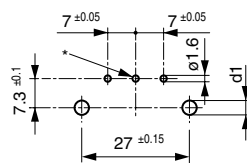
## Drilling diagrams

Drilling diagram for printed circuit board



\* No hole necessary for protection class II  
d1 = 6±0.05 for 'Snap-in' mounting, for  
printed circuit board thickness = 1.6 mm

Drilling diagram for printed circuit board



\* No hole necessary for protection class II  
d1 = 6±0.05 for 'Snap-in' mounting, for  
printed circuit board thickness = 1.6 mm

## Variants

Plug type	PCB mounting	Panel Thickness	PCB terminal spacing	Ground terminal	Cover	Order Number
C14	Snap-in	1.5mm	9.05/9.7 mm	QC 4.8 x 0.8 - 90° to pin axis		GSP2.8201.13
C14	Snap-in	1.5mm	9.05/9.7 mm	QC 4.8 x 0.8 - in pin axis		GSP2.8203.13
C14	Snap-in	1.0mm	7/7.3 mm	QC 4.8 x 0.8 - in pin axis		GSP2.9203.11
C14	Snap-in	1.5mm	7/7.3 mm	QC 4.8 x 0.8 - in pin axis		GSP2.9203.13
C14	Snap-in	2.0mm	7/7.3 mm	QC 4.8 x 0.8 - in pin axis		GSP2.9203.14
C14	Snap-in	3.0mm	7/7.3 mm	QC 4.8 x 0.8 - in pin axis		GSP2.9203.16
C14	Snap-in	1.5mm	7/7.3 mm	QC 4.8 x 0.8 - in pin axis		GSP2.9903.13
C14	Snap-in	1.5mm	7/7.3 mm	QC 4.8 x 0.8 - in pin axis	●	GSP2.9213.13
C14	Snap-in	2.5mm	7/7.3 mm	QC 4.8 x 0.8 - in pin axis	●	GSP2.9213.15
C14	Snap-in	3.0mm	7/7.3 mm	QC 4.8 x 0.8 - in pin axis	●	GSP2.9213.16
C14	Snap-in	1.5mm	7/7.3 mm	QC 6.3 x 0.8 - 90° to pin axis		GSP2.9205.13

Plug type	PCB mounting	Panel Thickness	PCB terminal spacing	Ground terminal	Cover	Order Number
C14	Snap-in	1.5mm	9.05/9.7 mm	solder - 90° to pin axis		GSP2.820C.13
C14	Snap-in	1.5mm	9.05/9.7 mm	solder - in pin axis		GSP2.820E.13
C14	Screw	1.5mm	9.05/9.7 mm	QC 4.8 x 0.8 - 90° to pin axis		GSP2.8101.13
C14	Screw	1.5mm	7/7.3 mm	QC 4.8 x 0.8 - 90° to pin axis		GSP2.9101.13
C14	Screw	1.5mm	7/7.3 mm	QC 4.8 x 0.8 - 90° to pin axis		GSP2.9901.13
C14	Screw	1.5mm	7/7.3 mm	QC 4.8 x 0.8 - 90° to pin axis	●	GSP2.9111.13
C14	Screw	1.5mm	9.05/9.7 mm	QC 4.8 x 0.8 - in pin axis		GSP2.8003.13
C14	Screw	1.5mm	7/7.3 mm	QC 4.8 x 0.8 - in pin axis		GSP2.9003.13
C14	Screw	1.0mm	7/7.3 mm	QC 4.8 x 0.8 - in pin axis		GSP2.9103.11
C14	Screw	1.5mm	7/7.3 mm	QC 4.8 x 0.8 - in pin axis		GSP2.9103.13
C14	Screw	2.0mm	7/7.3 mm	QC 4.8 x 0.8 - in pin axis		GSP2.9103.14
C14	Screw	2.5mm	7/7.3 mm	QC 4.8 x 0.8 - in pin axis		GSP2.9103.15
C14	Screw	3.0mm	7/7.3 mm	QC 4.8 x 0.8 - in pin axis		GSP2.9103.16
C14	Screw	1.0mm	9.05/9.7 mm	QC 4.8 x 0.8 - in pin axis	●	GSP2.8113.11
C14	Screw	1.5mm	9.05/9.7 mm	QC 4.8 x 0.8 - in pin axis	●	GSP2.8113.13
C14	Screw	1.5mm	7/7.3 mm	QC 4.8 x 0.8 - in pin axis	●	GSP2.9113.13
C14	Screw	2.0mm	7/7.3 mm	QC 4.8 x 0.8 - in pin axis	●	GSP2.9113.14
C14	Screw	3.0mm	7/7.3 mm	QC 4.8 x 0.8 - in pin axis	●	GSP2.9113.16
C14	Screw	1.5mm	9.05/9.7 mm	solder - 90° to pin axis		GSP2.810C.13
C14	Screw	1.5mm	9.05/9.7 mm	solder - in pin axis		GSP2.810E.13
C14	Screw	3.0mm	7/7.3 mm	solder - in pin axis	●	GSP2.911E.16
C18	Snap-in	1.5mm	7/7.3 mm	w/o (PCI)		GSP2.9200.13
C18	Snap-in	2.0mm	7/7.3 mm	w/o (PCI)		GSP2.9200.14
C18	Snap-in	3.0mm	7/7.3 mm	w/o (PCI)		GSP2.9200.16
C18	Snap-in	1.5mm	7/7.3 mm	w/o (PCI)	●	GSP2.9210.13
C18	Snap-in	2.0mm	7/7.3 mm	w/o (PCI)	●	GSP2.9210.14
C18	Screw	1.5mm	7/7.3 mm	w/o (PCI)		GSP2.9100.13
C18	Screw	3.0mm	7/7.3 mm	w/o (PCI)		GSP2.9100.16
C18	Screw	1.5mm	7/7.3 mm	w/o (PCI)	●	GSP2.9110.13

Availability for all products can be searched real-time: <https://www.schurter.com/en/info-center/support-tools/stock-check-distributors>

Additional version on request, e.g.: Ground terminal straight or quick-connect terminal 6,3 x 0,8 mm

## Packaging unit

50 Pcs

## Mating Outlets/Connectors

### Category / Description



#### Connector Overview complete

4785 Mounting: Power Cord, 3 x 1 mm <sup>2</sup> / 3 x 18 AWG, Cable, Connector: IEC C13	4785
4300-06 Mounting: Power Cord, 3 x 1 mm <sup>2</sup> / 3 x 18 AWG, Cable, Connector: IEC C13	4300-06
4781 Mounting: Power Cord, Cable, Connector: IEC C15	4781
4784 Mounting: Power Cord, 3 x 1 mm <sup>2</sup> / 3 x 18 AWG, Cable, Connector: IEC C15	4784

#### Interconnection Cord Overview complete



Cord Sets 10 A, Interconnection, 2.0 m, IEC H05VV-F3G1.0, black	6007.0204
Cord Sets 10 A, Interconnection, 1.0 m, Connector IEC C13, H05VV-F3G1.0, black	6007.0212
Cord Sets 10 A, Interconnection, 2.0 m, Connector IEC C13, H05VV-F3G1.0, black	6007.0214

Category / Description

Power Supply Cord Overview complete



Cord Sets 10 A, Europlug, 2.5 m, Connector IEC C13, H05VV-F3G1.0, black	6004.0215
Cord Sets 10 A, Europlug, 2.5 m, Connector IEC C13, H05VV-F3G1.0, black	6003.0215
Cord Sets 10 A, uninsulated wires, 2.0 m, Connector IEC C13, H05VV-F3G1.0, black	6000.0224
Cord Sets 10 A, uninsulated wires, 2.0 m, Connector IEC C13, H05VV-F3G1.0, black	6000.0214
Cord Sets 10 A, United Kingdom, 2.5 m, Connector IEC C13, H05VV-F3G1.0, black	6044.0215
...	

Power Supply or Interconnection Cord Overview complete



Cord Sets 10 A, United Kingdom, 2.0 m, Connector IEC H05VV-F3G1.0, black	6044.0204
--	-----------

Mating Outlets/Connectors shuttered



Connector Overview complete

4783 Mounting: Power Cord, 3 x 1 mm <sup>2</sup> / 3 x 18 AWG, Cable, Connector: IEC C13	4783
--	------



Power Cord Overview complete

VAC13KS, Overview, V-Lock cord retaining, diverse Connector IEC C13, diverse, black	VAC13KS
VAC17KS, V-Lock cord retaining, diverse m, Connector IEC C17, diverse, black / grey / white	VAC17KS