

Storage Choke, open version, without socket



See below:

### Approvals and Compliances

#### Description

- Storage choke
- Wire leads
- Reduced magnetic reversal
- Constant inductance at high alternating field modulation and large DC magnetization
- Open version without socket and chassis

#### Applications

- Storage of energy in switched power supplies
- Switch-mode
- Chopper amplifiers
- DC drives and stepper motor controls

#### Weblinks

[pdf data sheet](#), [html datasheet](#), [General Product Information](#), [Approvals](#), [Distributor-Stock-Check](#), [Detailed request for product](#), [SPICE Library](#)

#### Technical Data

	to 600VDC
Rated Current	0.5 - 16A @ Ta 70 °C
Rated inductance	0.01 - 1 mH, Tol. ±15%
Power Operating Frequency	up to 1 MHz
Terminal Type	Wire leads
Weight	4 - 104 g

Isolation Voltage	2 kV eff., winding to ambient
Climatic Category	40/125/21 acc. to IEC 60068-1
Allowable Operation Temp.	-40 °C to 125 °C


### Approvals and Compliances

Detailed information on product approvals, code requirements, usage instructions and detailed test conditions can be looked up in [Details about Approvals](#)

SCHURTER products are designed for use in industrial environments. They have approvals from independent testing bodies according to national and international standards. Products with specific characteristics and requirements such as required in the automotive sector according to IATF 16949, medical technology according to ISO 13485 or in the aerospace industry can be offered exclusively with customer-specific, individual agreements by SCHURTER.






### Application standards

Application standards where the product can be used

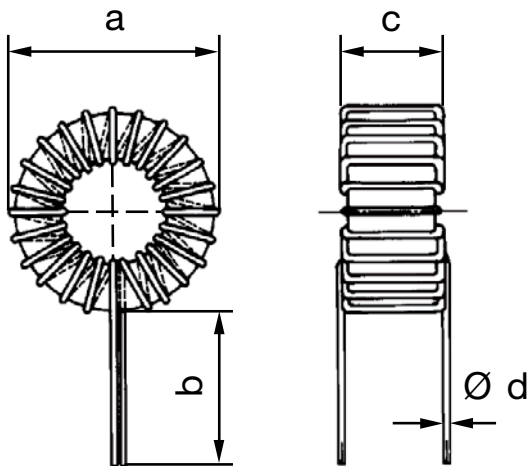
Organization	Design	Standard	Description
	Suitable for applications acc.	IEC/UL 62368-1	Audio/video, information and communication technology equipment - Part 1: Safety requirements

### Compliances

The product complies with following Guide Lines

Identification	Details	Initiator	Description
	<a href="#">CE declaration of conformity</a>	SCHURTER AG	The CE marking declares that the product complies with the applicable requirements laid down in the harmonisation of Community legislation on its affixing in accordance with EU Regulation 765/2008.
	<a href="#">UKCA declaration of conformity</a>	SCHURTER AG	The UKCA marking declares that the product complies with the applicable requirements laid down in the British Amendment of Regulation (EC) 765/2008.
	RoHS	SCHURTER AG	Directive RoHS 2011/65/EU, Amendment (EU) 2015/863
	China RoHS	SCHURTER AG	The law SJ / T 11363-2006 (China RoHS) has been in force since 1 March 2007. It is similar to the EU directive RoHS.
	REACH	SCHURTER AG	On 1 June 2007, Regulation (EC) No 1907/2006 on the Registration, Evaluation, Authorization and Restriction of Chemicals 1 (abbreviated as "REACH") entered into force.

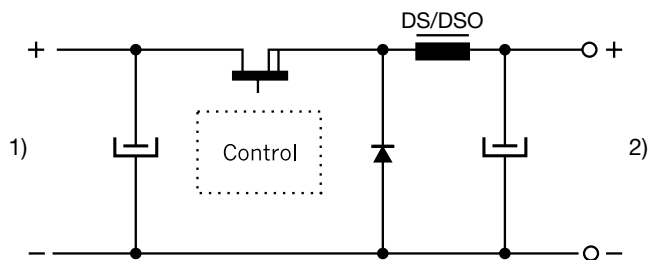
## Dimension [mm]



Dimensions: see table of variants

## Diagrams

Switch-mode



1) Input  
2) DC output regulated

## Variants

$I_n$ [A]	$L_n$ [mH]	$R_{cu}$ [mΩ]	$f_{RES}$ [MHz]	Inductance drop max [%]	A [mm]	B [mm]	C [mm]	D [mm]	Weight [g]	Packing unit [pcs.]	Order Number
0.5	0.8	800	0.8	15	15 mm	20 mm	7 mm	0.3 mm	4 g	200	DS01-175-0001
0.63	0.5	550	2.5	15	15 mm	20 mm	7 mm	0.3 mm	4 g	200	DS01-175-0002
0.63	1	750	1.7	15	19 mm	20 mm	8.5 mm	0.3 mm	7 g	300	DS01-20-0001
1	0.2	200	3.5	15	15 mm	20 mm	7 mm	0.4 mm	4 g	200	DS01-175-0003
1.4	0.1	100	4	20	15 mm	20 mm	7 mm	0.5 mm	4 g	200	DS01-175-0004
1.4	0.2	175	4.7	15	19 mm	20 mm	8.5 mm	0.4 mm	8 g	200	DS01-20-0002
1.4	0.5	200	1.5	20	23 mm	25 mm	9 mm	0.5 mm	13 g	200	DS01-25-0001
1.6	0.5	200	1.7	15	26 mm	25 mm	11 mm	0.5 mm	19 g	100	DS01-30-0001
2	0.2	120	3.3	20	23 mm	25 mm	9 mm	0.6 mm	12 g	200	DS01-25-0002
2	0.3	140	2.5	15	26 mm	25 mm	11 mm	0.5 mm	17 g	100	DS01-30-0002
2	1	190	1.2	20	39 mm	40 mm	14 mm	0.7 mm	55 g	35	DS01-40-0001
3	0.035	20	5	20	15 mm	20 mm	7 mm	0.8 mm	4 g	200	DS01-175-0005
3.15	0.04	33	13	15	19 mm	20 mm	8.5 mm	0.7 mm	8 g	200	DS01-20-0003
3.15	0.1	50	5.7	20	23 mm	25 mm	9 mm	0.8 mm	13 g	200	DS01-25-0003
3.15	0.15	70	3.5	15	26 mm	25 mm	11 mm	0.7 mm	19 g	100	DS01-30-0003
3.15	0.5	90	1.5	20	39 mm	40 mm	14 mm	0.8 mm	55 g	35	DS01-40-0002
3.15	1	180	0.8	20	43 mm	40 mm	18 mm	0.8 mm	104 g	50	DS01-48-0001
4	0.1	40	5	20	26 mm	25 mm	11 mm	0.8 mm	20 g	100	DS01-30-0004
4	0.2	55	3	20	39 mm	40 mm	14 mm	0.8 mm	52 g	50	DS01-40-0003
4	0.5	90	1.5	20	43 mm	40 mm	18 mm	0.9 mm	104 g	20	DS01-48-0002
5	0.3	75	1.5	20	43 mm	40 mm	18 mm	0.8 mm	104 g	20	DS01-48-0003

I <sub>n</sub> [A]	L <sub>n</sub> [mH]	R <sub>cu</sub> [mΩ]	f <sub>RES</sub> [MHz]	Inductance drop max [%]	A [mm]	B [mm]	C [mm]	D [mm]	Weight [g]	Packing unit [pcs.]	Order Number
6	0.1	25	5	20	39 mm	40 mm	14 mm	1 mm	53 g	50	DS01-40-0004
6.3	0.01	8	33	15	19 mm	20 mm	8.5 mm	0.9 mm	9 g	300	DS01-20-0004
7	0.02	10	6.5	20	23 mm	25 mm	9 mm	1.3 mm	14 g	150	DS01-25-0004
9	0.1	20	4	20	43 mm	40 mm	18 mm	1.2 mm	104 g	250	DS01-48-0004
15	0.035	7	5	20	43 mm	40 mm	18 mm	1.8 mm	104 g	250	DS01-48-0005
16	0.16	12	2.5	20	44 mm	40 mm	34 mm	2 mm	104 g	100	DS01-48-0006

R<sub>cu</sub> bei T<sub>u</sub> 20°C

Inductance drop with I<sub>n</sub>

Derating at T<sub>u</sub> >70°C: I = I<sub>rx</sub> ((125-T<sub>u</sub>)/55)<sup>0.5</sup>

Availability for all products can be searched real-time: <https://www.schurter.com/en/info-center/support-tools/stock-check-distributors>