

Linear/Saturating Choke



See below:

Approvals and Compliances

Description

- Linear/saturating choke
- THT-terminals
- Low noise development by using iron powder toroids instead of conventional iron lamination cores
- Flange for mounting onto printed circuit board
- Fully potted resign

Applications

- Phase angle control circuits with thyristors, triacs or transistors
- The choke acts at its optimum when it is mounted directly at the interference originator (thyristor, triac)

Weblinks

[pdf data sheet](#), [html datasheet](#), [General Product Information](#), [Approvals](#), [Distributor-Stock-Check](#), [Detailed request for product](#)

Technical Data

Rated voltage	up to 440 VAC
Rated Current	5 - 45 A @ Ta 45 °C
Power Operating Frequency	50 Hz
Terminal Type	THT, Flexible wire
Weight	144 - 1423 g
Material	UL 94V-0
Sealing Compound	UL 94V-0

Isolation Voltage	2 kV eff., winding to ambient
Climatic Category	25/100/21 acc. to IEC 60068-1
Allowable Operation Temp.	-25 °C to 100 °C


Approvals and Compliances

Detailed information on product approvals, code requirements, usage instructions and detailed test conditions can be looked up in [Details about Approvals](#)

SCHURTER products are designed for use in industrial environments. They have approvals from independent testing bodies according to national and international standards. Products with specific characteristics and requirements such as required in the automotive sector according to IATF 16949, medical technology according to ISO 13485 or in the aerospace industry can be offered exclusively with customer-specific, individual agreements by SCHURTER.






Application standards

Application standards where the product can be used

Organization	Design	Standard	Description
	Suitable for applications acc.	IEC/UL 62368-1	Audio/video, information and communication technology equipment - Part 1: Safety requirements

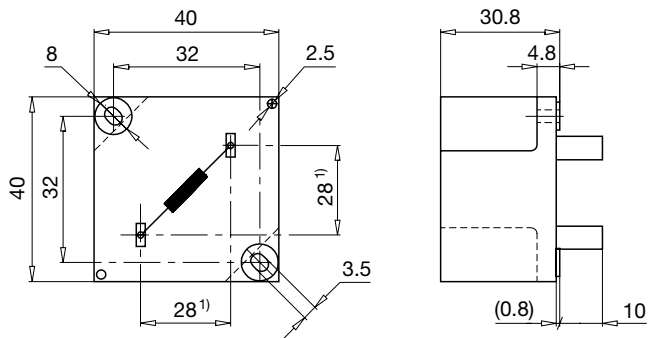
Compliances

The product complies with following Guide Lines

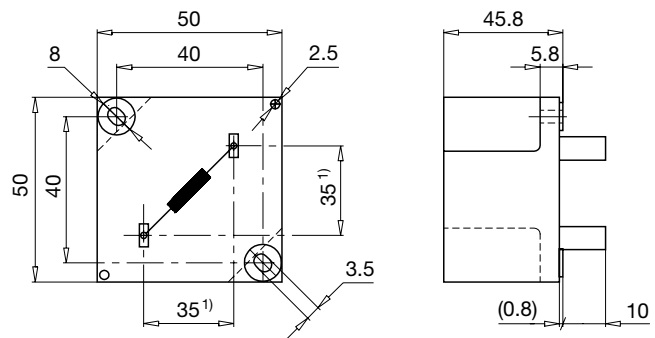
Identification	Details	Initiator	Description
	CE declaration of conformity	SCHURTER AG	The CE marking declares that the product complies with the applicable requirements laid down in the harmonisation of Community legislation on its affixing in accordance with EU Regulation 765/2008.
	UKCA declaration of conformity	SCHURTER AG	The UKCA marking declares that the product complies with the applicable requirements laid down in the British Amendment of Regulation (EC) 765/2008.
	RoHS	SCHURTER AG	Directive RoHS 2011/65/EU, Amendment (EU) 2015/863
	China RoHS	SCHURTER AG	The law SJ / T 11363-2006 (China RoHS) has been in force since 1 March 2007. It is similar to the EU directive RoHS.
	REACH	SCHURTER AG	On 1 June 2007, Regulation (EC) No 1907/2006 on the Registration, Evaluation, Authorization and Restriction of Chemicals 1 (abbreviated as "REACH") entered into force.

Dimension [mm]

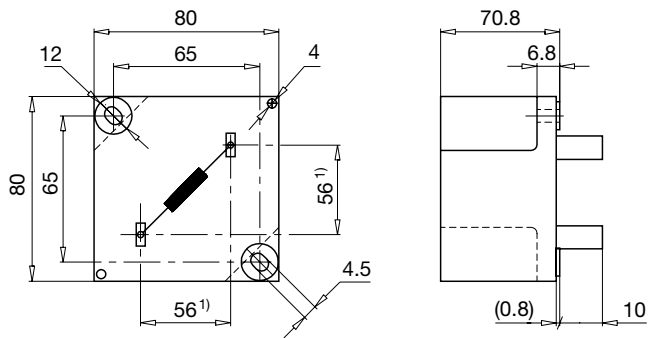
Case 25-P



Case 47-P

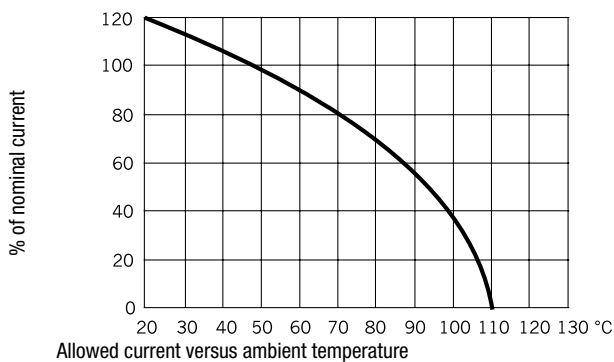


Case 32-P



1) Spacing given at pin base

Derating Curves



Variants

I_n [A]	L_n [mH]	Inductance drop max [%]	R_{cu} [mΩ]	Power Dissipation [W]	f_{RES} [MHz]	C_x [μF]	Copper ø [mm]	Weight [g]	Housing	Packing unit [pcs.]	Order Number
5	1	60	120	3	0.8	0.047	1	144 g	25-P	20	DLFL-0125-0501
8	0.5	60	54	3.5	1.32	0.1	1.25	154 g	25-P	20	DLFL-0125-08D5
12	0.5	60	38	5.5	1.16	0.1	1.7	333 g	47-P	10	DLFL-0147-12D5
16	0.3	60	25	6.4	1.69	0.22	1.8	325 g	47-P	10	DLFL-0147-16D3
25	0.15	60	10	6.3	2.5	0.47	2.36	336 g	47-P	10	DLFL-0147-25D2

I_n [A]	L_n [mH]	Inductance drop max [%]	R_{cu} [mΩ]	Power Dissipation [W]	f_{RES} [MHz]	Cx [μF]	Copper ø [mm]	Weight [g]	Housing	Packing unit [pcs.]	Order Number
35	0.05	60	5.3	6.5	3.5	1.5	1.5 x 4.5	338 g	47-P	10	DLFL-0147-35C5
45	0.2	70	6	12	1.1	1	2 x 5	1423 g	32-P	2	DLFL-0132-45D2

Availability for all products can be searched real-time: <https://www.schurter.com/en/info-center/support-tools/stock-check-distributors>

Inductance drop at I_n