(2/1)

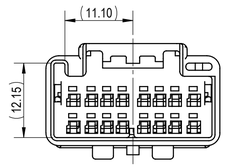

7297-5271-30
KEYWAY A

(2/1)

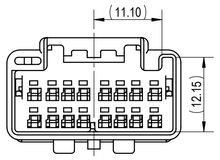

7297-5270-40
KEYWAY B

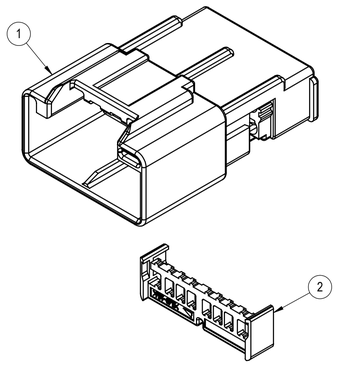

EXPLODED VIEW
(2/1)

TABLE 1	SUB-ASSEMBLY PART NUMBER	NO.	PART NUMBER	PART NAME	MATERIAL	COLOR	QUANTITY
	SEE TABLE 2	1	SEE TABLE 2	16P 1.2mm SYSTEM UNSEALED MALE CONNECTOR HOUSING	PBT-GF15	SEE TABLE 2	1
		2	7172-1299	16P 1.2mm SYSTEM UNSEALED MALE CONNECTOR ISL	PBT-GF15	NATURAL	1

TABLE 2	SUB-ASSEMBLY PART NUMBER	HOUSING PART NUMBER	KEYWAY	COLOR	YAZAKI INLINE MATING PART NUMBER
	7297-5271-30	7188-6570-30	A	BLACK	7289-6568-30, ETC.
	7297-5270-40	7188-6571-40	B	LIGHT GRAY	7289-6569-40, ETC.

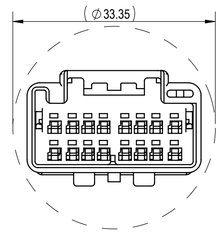

RECOMMENDED PASS-THROUGH
HOLE DIMENSION
(1mm CLEARANCE ALL AROUND)
(2/1)

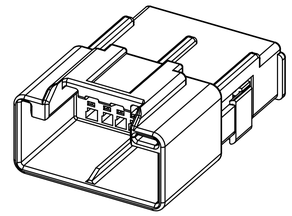

FRONT ISOMETRIC VIEW
(2/1)

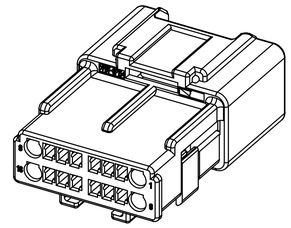

REAR ISOMETRIC VIEW
(2/1)

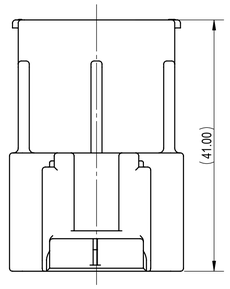

NOTES:

1. PARTS MUST BE PURCHASED FROM YAZAKI.
2. PARTS MUST BE FREE OF FLASH AND IMPERFECTIONS THAT AFFECT FUNCTION.
3. APPLICABLE TERMINAL: SEE 7195-1371-02:R DRAWING (1.2mm YAZAKI YCO UNSEALED) (PREFERRED),
   33101338 DRAWING (APTIV 1.2 OCS)
   OR C-1718398 DRAWING (TYCO 1.2 MCON)
   MAX WIRE OD: 2.40mm (CAVITIES 1, 8, 9, 16)
   MAX WIRE OD: 1.90mm (CAVITIES 2-7, 10-15)
4. MATING PART NUMBER: SEE TABLE 2
5. PART SATISFIES TEST SPEC NAME, REVISION, DATE, (T2/V1/S1/MF3).
6. PART TO COMPLY WITH YPES-31-038 REQUIREMENTS.
7. THIS DIMENSION SHOWS THE PRE-SET POSITION OF THE ISL.
8. THIS DRAWING IS TO BE USED FOR INTERNAL YAZAKI PSW SUBMISSION.
9. CLIP SLOT: 11mm CLIP SLOT. (BASED ON USCAR 11mm CLIP SLOT, EWCAP-005-11, REV. C)
10. HANDLING MANUAL NUMBER: YPES-15-1673E
11. CONNECTOR IS CAPABLE OF ACCEPTING A DRESS COVER.

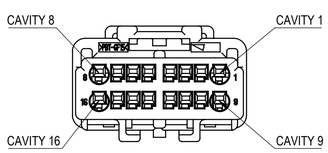

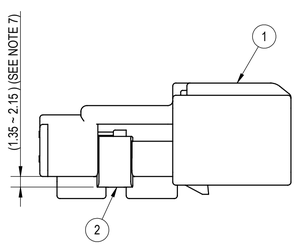

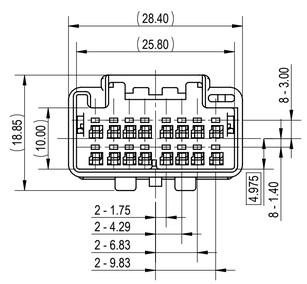

LET	DATE	REVISION RECORD	NO.	CHKD
-	09-04-2020	NEW	C20-A640	IM

GENERAL TOLERANCE											
	10MAX	50MAX	100MAX	250MAX	250OVR	R5 MAX	R10 MAX	R20 MAX	R20 OVR	ANGLE	ECCENT
A	±0.15	±0.20	±0.30	±0.50	±0.75					±3°	0.1
B	±0.20	±0.30	±0.55	±0.95	±1.40	±0.20	±0.30	±0.50	±2.50	±3°	0.1
C	±0.30	±0.50	±0.80	±1.40	±2.00					±3°	0.15
SPECIFIED										MASS	(8.21) g

CUSTOMER					
CUSTOMER PART NO.		CUSTOMER DWG NO.			
OFFICE	YNA	TRIAL PART NO.			
VENDOR					
VENDOR NO.					
DWG TYPE	DWG SOURCE	DWG DATE	UNIT	SCL	ANGLE
R	7297-5271-40:M △	09-04-2020	mm	2/1	3
APPROVED	CHECKED	CHECKED	DESIGN	DRAWN	
Jeremy Gagnon (Digitally signed by Jeremy Gagnon Date: 2020.09.11 17:04:11 -04'00')			DALE SIEVERT 11-08-2019	ISABEL MUÑIZ 09-10-2020	

MATL. SPEC.	SEE TABLE
TREAT. & FIN.	N/A
NAME	16P 1.2mm SYSTEM UNSEALED MALE CONNECTOR SUB-ASSEMBLY
PART NO. CH. CODE	7297-5271-30, ETC
DWG NO.	7297-5271-30:R
	YAZAKI CORPORATION

ISSUE MARK