APPLICABLE WIRE SIZE MARK

(10/1)

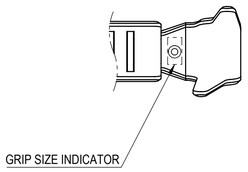

7196-0189-02, 7196-0189-06

(10/1)

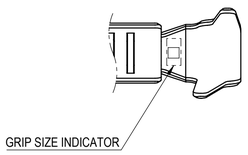

7196-0190-02, 7196-0190-06

(10/1)

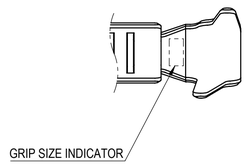

7196-0191-02, 7196-0191-06

(10/1)

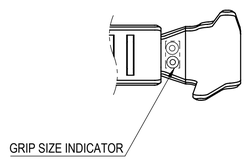

7196-0192-02, 7196-0192-06

PART NUMBER	PLATING	GRIP	APPLICABLE WIRE SIZE (SINGLE CRIMP)			GRIP DIMENSIONS		MASS (g)
			AWG	METRIC (mm²)	INSULATION O.D (mm)	W1	W2	
7196-0189-02	Sn	SMALL GRIP	N/A	0.13	0.85-0.95	1.38	1.70	(0.10)
7196-0189-06	Ag (L)							
7196-0190-02	Sn	MEDIUM GRIP 1	N/A	0.35 - 0.50	1.10-1.70	1.82	2.45	(0.13)
7196-0190-06	Ag (L)							
7196-0191-02	Sn	MEDIUM GRIP 2	22-20	N/A	1.50-1.90	1.82	2.94	(0.13)
7196-0191-06	Ag (L)							
7196-0192-02	Sn	LARGE GRIP	N/A	0.75	1.50-1.90	1.96	2.94	(0.14)
7196-0192-06	Ag (L)							

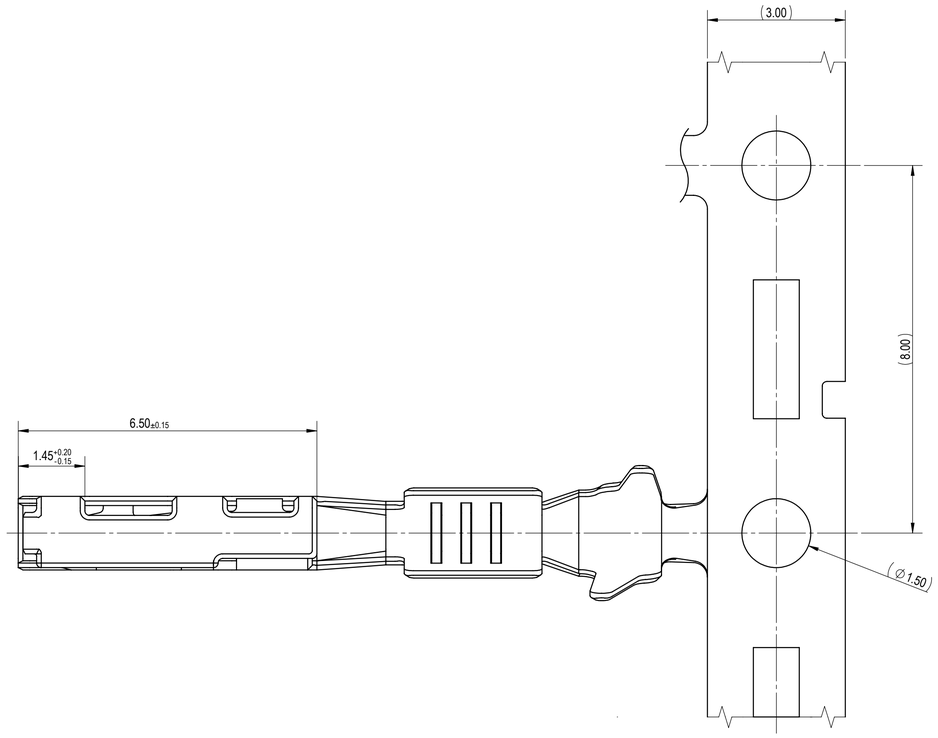

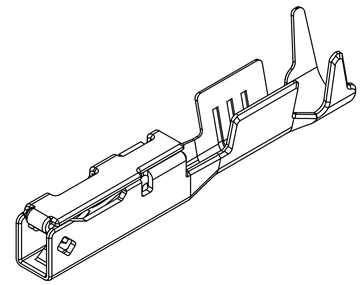

FRONT ISOMETRIC VIEW
(10/1)

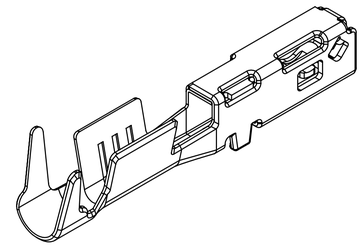

REAR ISOMETRIC VIEW
(10/1)

NOTES:

1. PARTS MUST BE PURCHASED FROM YAZAKI.
2. PARTS MUST BE FREE OF BURRS AND SHARP EDGES THAT MAY BE DETRIMENTAL TO SATISFACTORY ASSEMBLY, SAFE HANDLING OR FUNCTION OF THE PART.
3. MATERIAL: COPPER ALLOY
4. PLATING: SEE TABLE.
5. MATING PART NUMBER: SEE 7195-1965-02:R DRAWING.
6. DESIGNED TO SATISFY PF.90012, REVISION B, APRIL 2017.
7. PART TO COMPLY WITH YPES-31-038 REQUIREMENTS.
8. THIS DRAWING IS TO BE USED FOR INTERNAL YAZAKI PSW SUBMISSION.
9. HANDLING MANUAL NUMBER: YPES-15-1321E

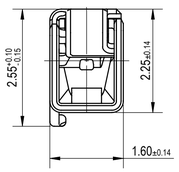

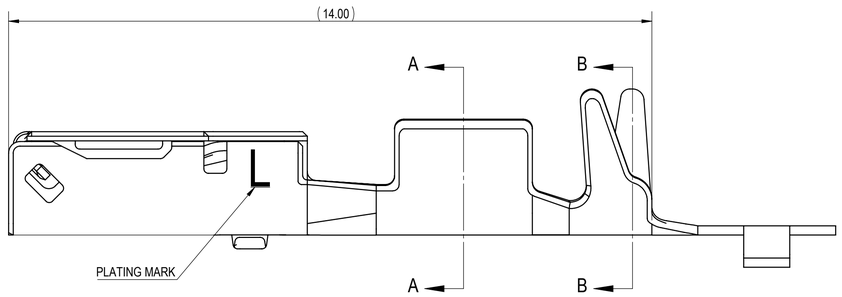

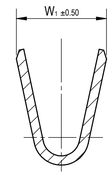

SECTION A-A

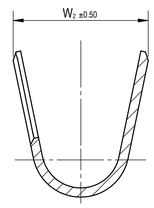

SECTION B-B

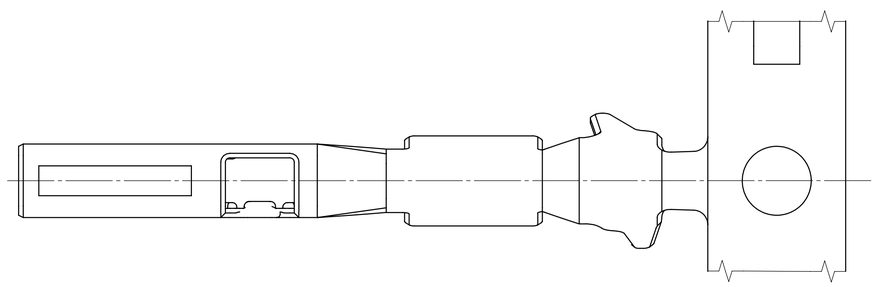

GENERAL TOLERANCE											
	10MAX	50MAX	100MAX	250MAX	250OVR	R5 MAX	R10 MAX	R20 MAX	R20 OVR	ANGLE	ECCENT
A	±0.15	±0.20	±0.30	±0.50	±0.75	±0.20	±0.30	±0.50	±2.50	±3°	0.1
B	±0.20	±0.30	±0.55	±0.95	±1.40					±3°	0.1
Ⓒ	±0.30	±0.50	±0.80	±1.40	±2.00					±3°	0.15
SPECIFIED										MASS	(SEE TABLE)

CUSTOMER						
CUSTOMER PART NO.		CUSTOMER DWG NO.				
OFFICE	YNA	TRIAL PART NO.				
VENDOR						
VENDOR NO.						
DWG TYPE	DWG SOURCE	DWG DATE	UNIT	SCL	ANGLE	
R	7116-7277-02:M △3	05-17-2021	mm	20/1	3	
APPROVED	CHECKED	CHECKED	DESIGN	DRAWN		
Marisa Gutierrez		Isabel Muñiz	ALEJANDRO CALLEROS 01-04-2021	MICHELLE SANTILLAN 05-18-2021		

MATL. SPEC.	SEE NOTES
TREAT. & FIN.	SEE NOTES
NAME	0.64mm FLX FEMALE UNSEALED TERMINAL GEN-Y ORIENTATION TAB DOWN
PART NO. CH. CODE	7196-0191-02, ETC.
DWG NO.	7196-0191-02:R
	YAZAKI CORPORATION

ISSUE MARK

LET	DATE	REVISION RECORD	NO.	CHKD
-	05-17-2021	NEW	C21-A411	MS