APPLICABLE WIRE GRIP SIZE INDENTIFICATION

(10/1)

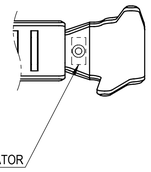

7196-0183-02

(10/1)

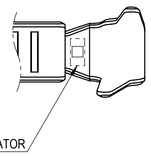

7196-0186-02

(10/1)

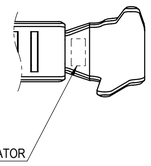

7196-0187-02

(10/1)

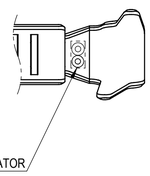

7196-0188-02

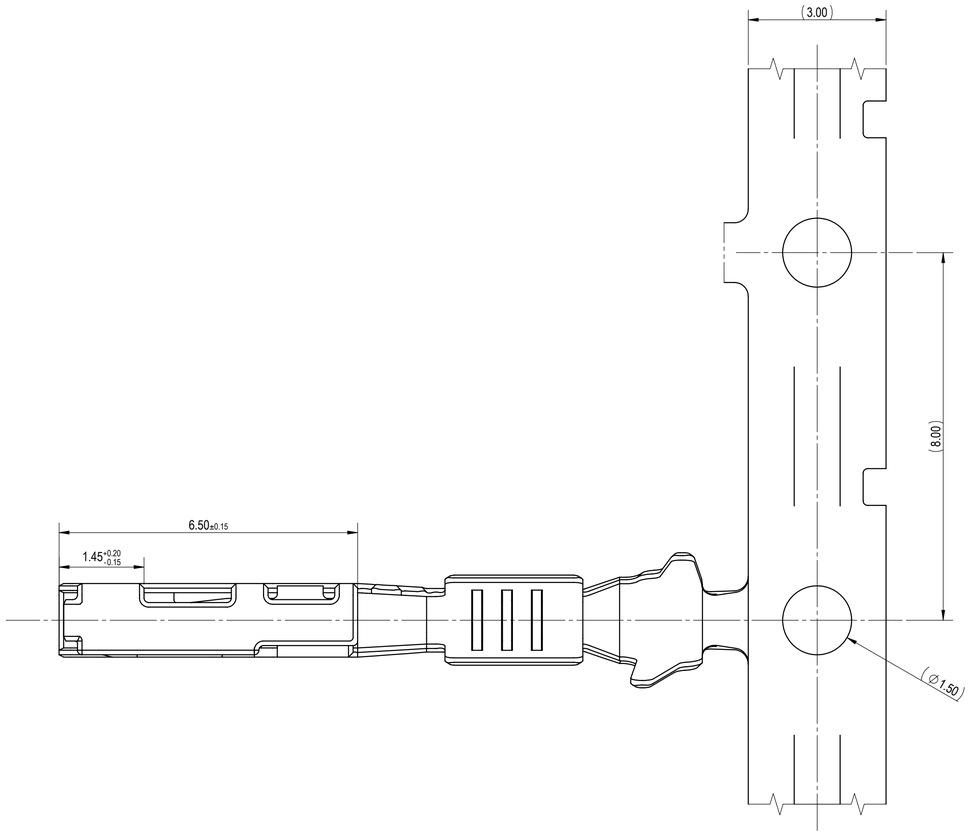

PART NUMBER	PLATING	GRIP SIZE	APPLICABLE WIRE SIZE (SINGLE CRIMP)			GRIP DIMENSIONS		MASS (g)
			AWG	ISO (mm²)	INSULATION (mm)	W1	W2	
7196-0183-02	Sn	SMALL GRIP	N/A	0.13	0.85-0.95	1.38	1.70	(0.10)
7196-0186-02	Sn	MEDIUM GRIP 1	N/A	0.35 - 0.50	1.10-1.70	1.82	2.45	(0.13)
7196-0187-02	Sn	MEDIUM GRIP 2	22-20	N/A	1.50-1.90	1.82	2.94	(0.13)
7196-0188-02	Sn	LARGE GRIP	N/A	0.75	1.50-1.90	1.96	2.94	(0.14)

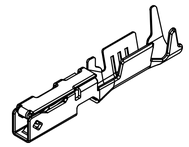

FRONT ISOMETRIC VIEW
(5/1)

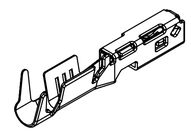

REAR ISOMETRIC VIEW
(5/1)

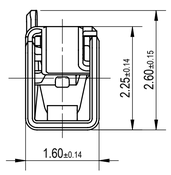

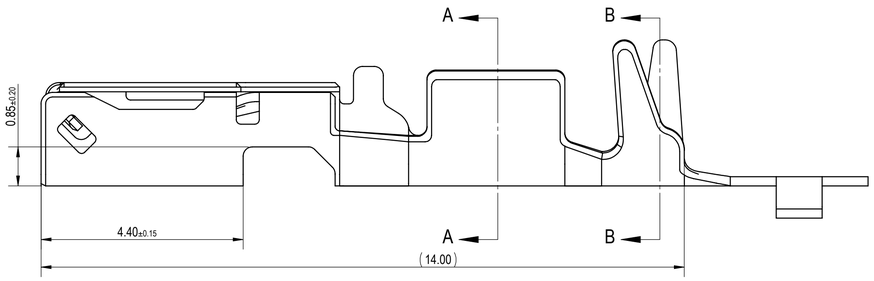

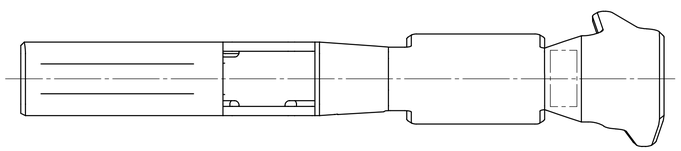

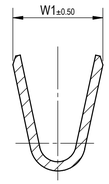

SECTION A-A

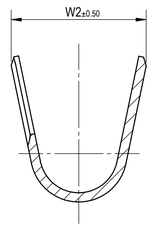

SECTION B-B

NOTES:

1. PARTS MUST BE PURCHASED FROM YAZAKI.
2. PARTS MUST BE FREE OF BURRS AND SHARP EDGES THAT MAY BE DETRIMENTAL TO SATISFACTORY ASSEMBLY, SAFE HANDLING OR FUNCTION OF THE PART.
3. MATERIAL: COPPER ALLOY
4. PLATING: SEE TABLE
5. MATING PART NUMBER: SEE 7195-1965-02:R DRAWING.
6. PART TO COMPLY WITH YPES-31-038 REQUIREMENTS.
7. THIS DRAWING IS TO BE USED FOR INTERNAL YAZAKI PSW SUBMISSION.
8. HANDLING MANUAL NUMBER: YPES-15-1321E

ISSUE MARK

GENERAL TOLERANCE											
	10MAX	50MAX	100MAX	250MAX	250OVR	R5 MAX	R10 MAX	R20 MAX	R20 OVR	ANGLE	ECCENT
A	±0.15	±0.20	±0.30	±0.50	±0.75	±0.20	±0.30	±0.50	±2.50	±3°	0.1
B	±0.20	±0.30	±0.55	±0.95	±1.40					±3°	0.1
Ⓒ	±0.30	±0.50	±0.80	±1.40	±2.00					±3°	0.15
SPECIFIED										MASS	(SEE TABLE)

CUSTOMER						
CUSTOMER PART NO.		CUSTOMER DWG NO.				
OFFICE	YNA	TRIAL PART NO.				
VENDOR						
VENDOR NO.						
DWG TYPE	DWG SOURCE	DWG DATE	UNIT	SCL	ANGLE	
R	7116-7277-02:M	05-17-2021	mm	15/1	3	
APPROVED	CHECKED	CHECKED	DESIGN	DRAWN		
		Isabel Muñiz	DALE SIEVERT 02-19-2019	ADILENE PEREZ 05-18-2021		

MATL. SPEC. SEE NOTES | TREAT. & FIN. SEE NOTES

NAME 0.64mm FLX FEMALE UNSEALED TERMINAL WITH GEN-Y ORIENTATION FEATURE TAB UP

PART NO. / CH. CODE 7196-0187-02, ETC.

DWG NO. 7196-0187-02:R

YAZAKI CORPORATION

LET	DATE	REVISION RECORD	NO.	CHKD
-	05-17-2021	NEW	C21-A414	A.P.