| PART NO. | COLOR |
|---|---|
| 7123-1424 | NATURAL |
| 7123-1424-30 | BLACK |
| 7123-1424-40 | GRAY |
| ④ 7123-1424-70 (7B23-1424-70) | YELLOW |

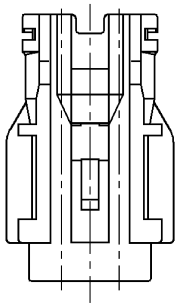

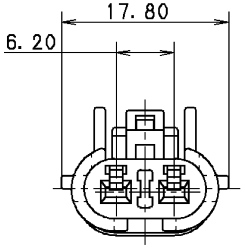


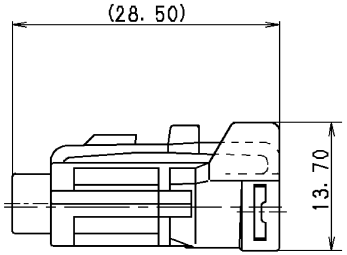


③ 注記

1. 適用端子品番：7116-1471, 7116-1472
2. 適用リヤホルダ品番：7157-7813-80
3. かん合相手品番：7222-1424-40 ETC.
④ 4. ( ) 内品番は、エアーバッグ (A/B) 回路及び特別管理回路に使用する時に適用すること。

③ NOTES

1. APPLICABLE TERMINAL PART NO. : 7116-1471, 7116-1472
2. APPLICABLE REAR HOLDER PART NO. : 7157-7813-80
3. MATING PART NO. : 7222-1424-40 ETC.
④ 4. PART NUMBERS IN PARENTHESIS SHALL BE USED FOR AIR BAG (A/B) CIRCUITS AND OTHER CIRCUITS DESIGNATED FOR SPECIAL MONITORING.

| LET | DATE | REVISION RECORD | NO. | CHKD |
|---|---|---|---|---|
| ⑤ | 11.01.21 | CHANGED PART NAME | C11-ZA38 | J.G |
| ④ | 09.05.11 | ADDED PART NO., ETC. | C09-Z327 | T.W |
| ③ | 04.02.20 | DRAWING MAINTENANCE | C04-Z112 | Y.S |
| ② | 95.09.19 | ADDED COLOR NO. | C95-M262 | K.O |
| ① | 87.04.16 | CHANGED FORM | 7MC-0185 | S.Y |
| | 86.03.10 | NEW | C86-0259 | S.Y |

ISSUE MARK

GENERAL TOLERANCE

| | 10MAX | 50MAX | 100MAX | 250MAX | 2500VR | ANGLE | ECCENT |
|---|---|---|---|---|---|---|---|
| A | ±0.15 | ±0.2 | ±0.3 | ±0.5 | ±0.75 | ±30′ | 0.1 |
| B | ±0.2 | ±0.3 | ±0.55 | ±0.95 | ±1.4 | ±30′ | 0.1 |
| Ⓒ | ±0.3 | ±0.5 | ±0.8 | ±1.4 | ±2 | ±30′ | 0.15 |

SPECIFIED

MASS

CUSTOMER

CUSTOMER PART NO. | CUSTOMER DWG NO.

OFFICE | TRIAL PART NO.

VENDOR

VENDOR NO.

| DWG TYPE | DWG SOURCE | DWG DATE | UNIT | SCL | ANGLE |
|---|---|---|---|---|---|
| R | NEW | 86.03.10 | mm | ④2:1 | 3 |

| APPROVED | CHECKED | CHECKED | DESIGN | DRAWN |
|---|---|---|---|---|
| S. MIZUSE | ——— | R. DE GUZMAN | S. YAMADA | J. GAMBOA |
| 11.01.21 | ——— | 11.01.21 | 86.03.10 | 11.01.21 |

MATL. SPEC. PBT

TREAT. & FIN.

NAME ⑤SWP-TYPE HOUSING 2P FEMALE

PART NO. CH. CODE 7123-1424-40 ETC.

DWG NO. 7123-1424-30:R

SET DWG NO.

YAZAKI CORPORATION