GENERAL TOLERANCE						
10MAX	50MAX	100MAX	250MAX	2500VR	ANGLE	ECCENT
±0.5	±0.8	±1.2	±1.8	±2.6	±5°	0.15

	YAZAKI PART NO.	a	b	c	d	e	f	g	MASS	WIRE SIZE(sq)
①	7009-2285-02 △1 7A09-2285-02	4.0	2.0	3.7	R0.7	3.1	R0.7	13.5	2.9	0.5~1.0
②	7009-2286-02	4.0	2.5	7.2	R2.0	5.4	R1.0	13.5	2.9	1.05~2.0
③	7009-2287-02	4.0	2.5	8.4	R2.4	7.4	R1.4	13.5	3.2	2.05~3.0
④	7009-2288-02	5.5	4.0	9.5	R2.8	8.1	R1.6	16.5	3.7	3.05~5.0
⑤	7009-2289-02	5.5	4.0	11.3	R3.5	9.5	R2.0	16.5	3.8	5.05~8.0

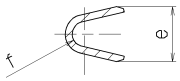

SEC. D-D

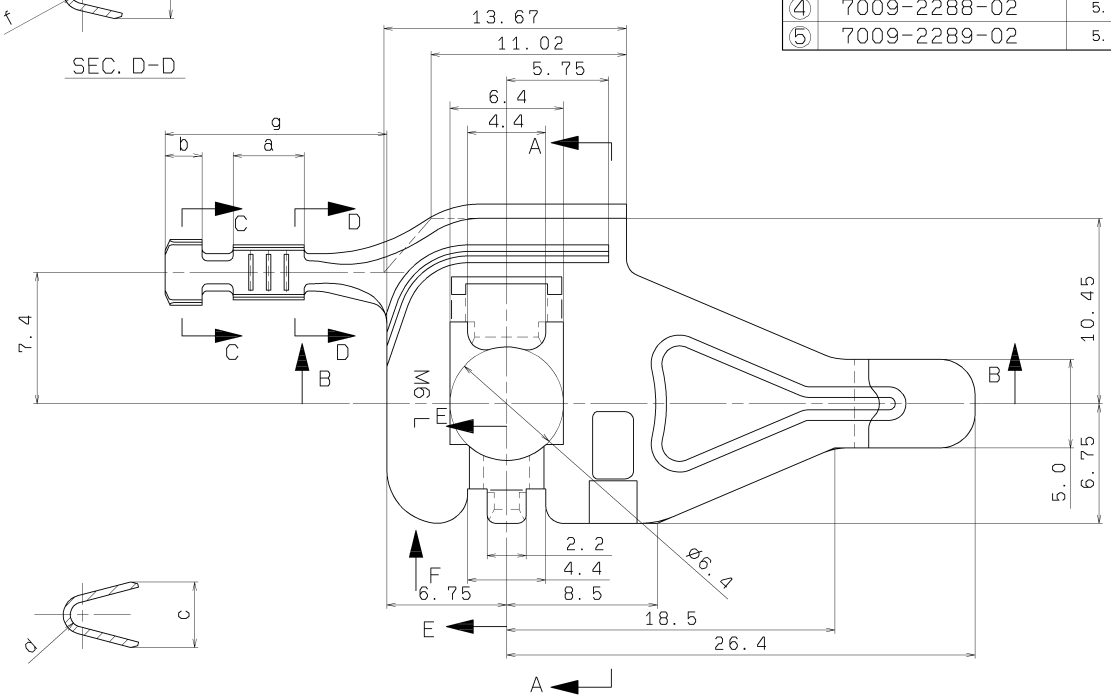

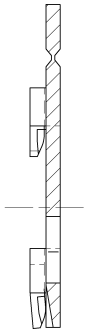

SEC. A-A

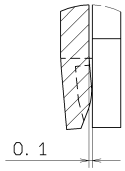

SEC. E-E

SEC. C-C

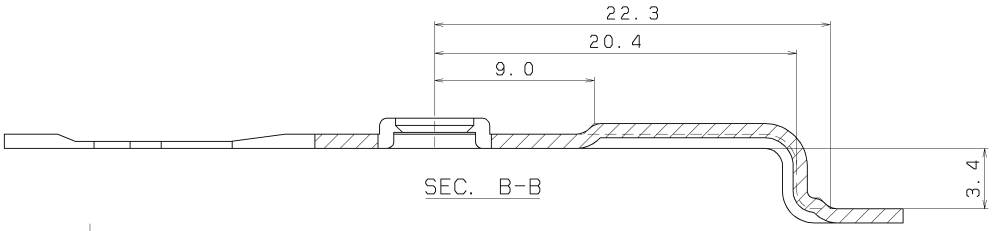

SEC. B-B

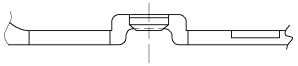

VIEW F

NOTES

1) APPLICABLE WIRE SIZE : SEE TABLE

2) MATING PART NO. : 7009-2280-02, 7009-2281-02, 7009-2282-02, 7009-2283-02, 7009-2284-02

注 記

1) 適応電線サイズ ：表記

2) 嵌合相手品番：7009-2280-02、7009-2281-02、7009-2282-02、7009-2283-02、7009-2284-02

LET	DATE	REVISION RECORD	NO.	CHKD
△1	07.04.25	ADDED PART NO.	C07-3778	E.T
△0	03.01.16	CHANGED FORM & RELEASE & RENEW	C03-3053	F.P
	02.10.21	NEW	T02-3892	H.G

GENERAL TOLERANCE						
	10MAX	50MAX	100MAX	250MAX	2500VR	ANGLE	ECCENT
A	±0.15	±0.2	±0.3	±0.5	±0.75	±30'	0.1
B	±0.2	±0.3	±0.55	±0.95	±1.4	±30'	0.1
C	±0.3	±0.5	±0.8	±1.4	±2	±30'	0.15
SPECIFIED	SEE TABLE					MASS (SEE TABLE)g	

CUSTOMER						
CUSTOMER PART NO.	CUSTOMER DWG NO.					
OFFICE	TRIAL PART NO. X30109-3368 ETC.					
VENDOR						
VENDOR NO.						
DWG TYPE	DWG SOURCE	DWG DATE	UNIT	SCL	ANGLE	
R	NEW	03.01.16	mm	5/1	3	
APPROVED	CHECKED	CHECKED	DESIGN	DRAWN		
角田	関	後藤	H.GOTO	EVER		
			02.10.21	07.04.25		

MATL. C2680R
SPEC. t=0.8
TREAT. & FIN. TIN PLATING

NAME アース端子(L)

PART NO. / CH. CODE 7009-2285-02 ETC.

DWG NO. 7009-2285-02:R

SET DWG NO.

YAZAKI CORPORATION

ISSUE MARK

20070425-30370