YAZAKI PART NO.	REMARK
7009-1866	メッキ無
7009-1866-02	⚠2 メッキ有(TIN PLATED)
⚠1 7A09-1866	メッキ無
⚠1 7A09-1866-02	⚠2 メッキ有(TIN PLATED)

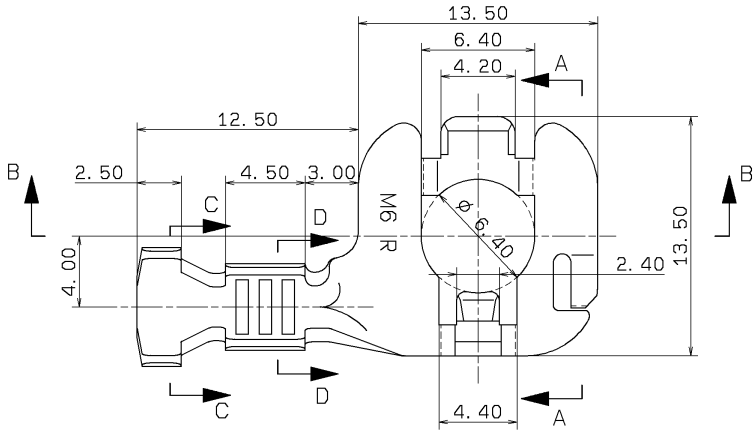

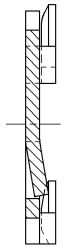

SEC. A-A

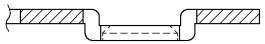

SEC. B-B

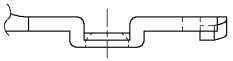

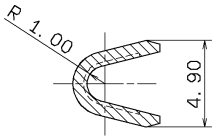

SEC. D-D

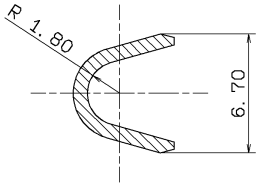

SEC. C-C

NOTES

1) APPLICABLE WIRE SIZE : AVS 0.5 ~ AVS 2
2) MATING PART NO. : 7009-1867, 7009-1865
7009-1868, 7009-1869

注 記

1) 適用電線サイズ: AVS 0.5 ~ AVS 2
2) 篏合相手品番: 7009-1867, 7009-1865
7009-1868, 7009-1869

⚠2	00. 10. 25	CHANGED TREATMENT	C00-T829	F. V
⚠1	97. 07. 22	ADDED PART No.	C97-3756	Y. K
	95. 04. 12	NEW	C95-T433	Y. K
LET	DATE	REVISION RECORD	NO.	CHKD

GENERAL TOLERANCE

	10MAX	50MAX	100MAX	250MAX	2500VR	ANGLE	ECCENT
A	±0.15	±0.2	±0.3	±0.5	±0.75	±30'	0.1
B	±0.2	±0.3	±0.55	±0.95	±1.4	±30'	0.1
©	±0.3	±0.5	±0.8	±1.4	±2	±30'	0.15

SPECIFIED

MASS 1.6 g

CUSTOMER						
CUSTOMER PART NO.	CUSTOMER DWG NO.					
OFFICE	TRIAL PART NO.					
VENDOR						
VENDOR NO.						
DWG TYPE	DWG SOURCE	DWG DATE	UNIT	SCL	ANGLE	
R	NEW	95. 04. 12	mm	5/1	3	
APPROVED	CHECKED	CHECKED	DESIGN	DRAWN		
小浦丹	佐藤		TSUCHIYA	FERDIE		
00.10.30	00.10.30		94.05.25	00.10.25		

MATL. SPEC.	BRASS t=0.8
TREAT. & FIN.	SEE TABLE
NAME	EARTH TERMINAL (R)
PART NO. CH. CODE	7009-1866 ETC.
DWG NO.	7009-1866:R
SET DWG NO.	
	YAZAKI CORPORATION

ISSUE MARK