10MAX	50MAX	100MAX	250MAX	2500VR	ANGLE	ECCENT
±0.4	±0.6	±1	±2	±2.5	±1°	0.1

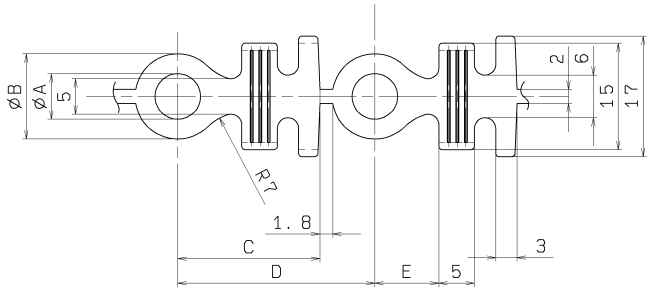

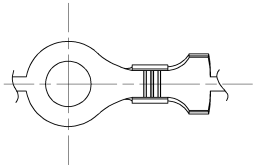

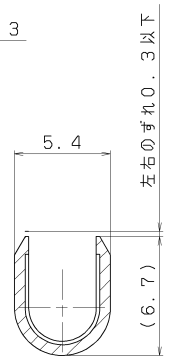

SEC. A-A(10:1)

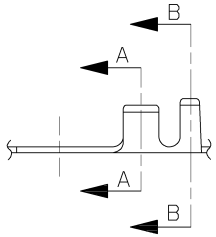

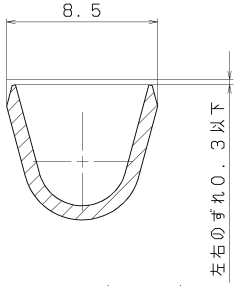

SEC. B-B(10:1)

部番	JIS呼び	A	B	C	D	E	適用ネジ	適用電線	備考	④MASS(g)
7009-1330	LA203	3.3	7	17	22.3	6	3	④1.6~3mm²		1.2
7009-1333	LA206	6.4	12	20	27.8	9	6	④1.6~3mm²		1.7
7009-1334	LA208	8.4	16	22	31.8	11	8	④1.6~3mm²		2.0
7009-1335	LA210	10.4	20	24	35.8	13	10	④1.6~3mm²		2.7
7009-1336	LA204	4.4	8	18	23.8	7	4	④1.6~3mm²		1.8
7009-1337	LA205	5.4	10	19	25.8	8	5	④1.6~3mm²		1.5
7009-1338		4.4	12	20	27.8	9	4	④1.6~3mm²		1.8
7009-1791		6.4	16	22	31.8	11	6	④1.6~3mm²		1.7
7009-1333-02	LA206	6.4	12	20	27.8	9	6	④1.6~3mm²	Snメッキ	1.7
7009-1334-02	LA208	8.4	16	22	31.8	11	8	④1.6~3mm²	Snメッキ	2.0
7009-1335-02	LA210	10.4	20	24	35.8	13	10	④1.6~3mm²	Snメッキ	2.7
7009-1336-02	LA204	4.4	8	18	23.8	7	4	④1.6~3mm²	Snメッキ	1.8
7009-1337-02	LA205	5.4	10	19	25.8	8	5	④1.6~3mm²	Snメッキ	1.5
7009-1337-04	LA205	5.4	10	19	25.8	8	5	④1.6~3mm²	Niメッキ	1.5
7009-1338-02		4.4	12	20	27.8	9	4	④1.6~3mm²	Snメッキ	1.8
7009-1330-02	LA203	3.3	7	17	22.3	6	3	④1.6~3mm²	Snメッキ	1.2

LET	DATE	REVISION RECORD	NO.	CHKD
④	04.09.08	CHANGED APPLICABLE WIRE SIZE, etc.	C04-1181	T.M

GENERAL TOLERANCE

	10MAX	50MAX	100MAX	250MAX	2500VR	ANGLE	ECCENT
A	±0.15	±0.2	±0.3	±0.5	±0.75	±30'	0.1
B	±0.2	±0.3	±0.55	±0.95	±1.4	±30'	0.1
C	±0.3	±0.5	±0.8	±1.4	±2	±30'	0.15
SPECIFIED	SEE TABLE					MASS ④SEE TABLE g	

CUSTOMER					
CUSTOMER PART NO.	CUSTOMER DWG NO.				
OFFICE	TRIAL PART NO.				
VENDOR					
VENDOR NO.					
DWG TYPE	DWG SOURCE	DWG DATE	UNIT	SCL	ANGLE
R	RENEW	87.04.20	mm	2:1	3
APPROVED	CHECKED	CHECKED	DESIGN	DRAWN	
I. NOMURA	H. YAMANASHI	T. TEZUNA		T. MATSUDAIRA 04.09.08	

MATL. SPEC. C2801R 1/4H t=0.78

TREAT. & FIN. RUST PROOF

ISSUE MARK

NAME LA TERMINAL

PART NO. / CH. CODE 7009-1330 ETC.

DWG NO. 7009-1330:R

SET DWG NO.

YAZAKI CORPORATION

C-040908 132209