GENERAL TORELANCE						
10MAX	50MAX	100MAX	250MAX	2500VR	ANGLE	ECCENT
±0.5	±0.8	±1.2	±1.8	±2.6	±5°	0.15

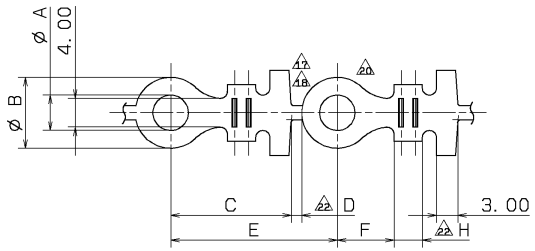

	矢崎品番 一般回路使用時の品番	矢崎品番 エアバッグ回路使用時の品番	JIS 呼び	A	B	C	D	E	F	H	適用ネジ	備考
	7009-1325	———	LA103	3.3	7	15	2	20	6.3	3.4	3	
	7009-1326	———	LA104	4.4	8	16	1.5	21.5	7	4	4	
	7009-1327	———	LA105	5.4	10	17	1.5	23.5	8	4	5	
18	7009-1323	~~7A09-1323~~ 24	LA106	6.4	12	18	1.5	25.5	9	4	6	
	7009-1324	———	LA108	8.4	16	20	1.5	29.5	11	4	8	
	7009-1910	———		8.4	25	24.5	1.5	37	15.5	4	8	
	7009-1326-02	———	LA104	4.4	8	16	1.5	21.5	7	4	4	光沢Snメッキ材 + Sn后メッキ メッキ厚 1μ以上
	7009-1327-02	———	LA105	5.4	10	17	1.5	23.5	8	4	5	光沢Snメッキ材 + Sn后メッキ メッキ厚 1μ以上
17	7009-1323-02	7A09-1323-02	LA106	6.4	12	18	1.5	25.5	9	4	6	光沢Snメッキ材 + Sn后メッキ メッキ厚 1μ以上
	7009-4010	———		10.4	18	22	1.5	32.5	13	4	10	
	7009-4011	———		4.4	12	18	1.5	25.5	9	4	4	
	7009-4012-02	———		6.4	10	17	1.5	23.5	8	4	6	光沢Snメッキ材 + Sn后メッキ メッキ厚 1μ以上
23	7009-1324-02	7A09-1324-02	LA108	8.4	16	20	1.5	29.5	11	4	8	光沢Snメッキ材 + Sn后メッキ メッキ厚 1μ以上
22 19	7009-4010-02	———		10.4	18	22	1.5	32.5	13	4	10	Snメッキ材
22 20	7009-4011-02	———		4.4	12	18	1.5	25.5	9	4	4	Snメッキ
21	7009-1325-02	———	LA103	3.3	7	15	2	20	6.3	3.4	3	光沢Snメッキ材 メッキ厚 1μ以上

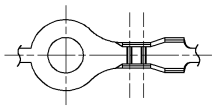

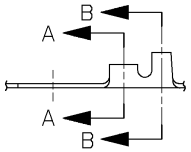

17 注記

1) 本図面の部品は、一般回路使用時の品番とエアバッグ回路使用時の品番の2種類の品番をもち、使い分けを品番表に示す。

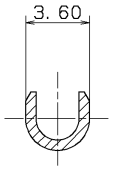

17 SEC. A-A (5/1)

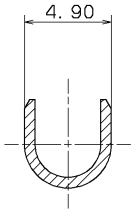

24 SEC. B-B (5/1)

LET	DATE	REVISION RECORD	NO.	CHKD
25	00.09.21	ADDED TOLERANCE	C00-4258	Y.K
24	92.03.09	ERASE PART NO.	C92-3224	D.B.
23	91.06.11	ADDED PART NO.	C91-3580	Y.I
22	91.01.30	CORRECTED AN ERROR IN WRITING	C91-3090	Y.N
21	90.10.11	ADDED PART NO.	C90-3898	M.S
20	89.07.27	ADDED PART NO.	C89-3879	Y.N
19	89.06.08	ADDED PART NO.	C89-3699	Y.N
18	89.03.21	CHANGED FORM	C89-3361	Y.N
17	89.03.02	ADDED PART NO.	C89-3260	Y.N
16	89.01.20	ADDED PART NO.	C89-T010	M.S
15	88.11.05	CHANGED FORM	C88-8526	Y.N

GENERAL TOLERANCE						
	~~10MAX~~	~~50MAX~~	~~100MAX~~	~~250MAX~~	~~2500VR~~	~~ANGLE~~	~~ECCENT~~
A	~~±0.15~~	~~±0.2~~	~~±0.3~~	~~±0.5~~	~~±0.75~~	~~±30'~~	~~0.1~~
B	~~±0.2~~	~~±0.3~~	~~±0.55~~	~~±0.95~~	~~±1.4~~	~~±30'~~	~~0.1~~
C	~~±0.3~~	~~±0.5~~	~~±0.8~~	~~±1.4~~	~~±2~~	~~±30'~~	~~0.15~~
SPECIFIED		26 SEE TABLE				MASS	g

CUSTOMER									
CUSTOMER PART NO.		CUSTOMER DWG NO.							
OFFICE		TRIAL PART NO.							
VENDOR									
VENDOR NO.									
DWG TYPE	DWG SOURCE	DWG DATE	UNIT	SCL	ANGLE				
R	NEW	67.09.30	mm	2/1	3				
APPROVED	CHECKED	CHECKED	DESIGN	DRAWN					
小浦 00.09.21	佐藤 00.09.21	木村 00.09.21		KIMURA 00.09.21					

MATL. SPEC.	BRASS t 0.59	TREAT. & FIN.
NAME	LA TERMINAL	
PART NO. CH. CODE	7009-1323 ETC.	
DWG NO.	7009-1323:R	SET DWG NO.
	YAZAKI CORPORATION	

ISSUE MARK