



FLEXIBLE

Coaxial Cable

FL141-24SMNM+

50Ω 24 inch DC to 18 GHz SMA-Male to N-Male

THE BIG DEAL

- Wideband frequency coverage, DC to 18 GHz
- Low Loss, 0.78 dB typ. at 18 GHz
- Excellent Return Loss, 21 dB at 18 GHz
- 10mm bend radius for tight installations
- Insulated outer jacket standard
- Connector interface, meets MIL-STD-348
- Ideal for interconnect of assembled systems



Generic photo used for illustration purposes only

Model No.	FL141-24SMNM+
Case Style	SG2638-24
Connectors	SMA-Male to N-Male

APPLICATIONS

- Replacement for custom bent 0.086" semi-rigid cables
- Communication Receivers and Transmitters
- Military and Aerospace Systems
- Environmental and Test Chambers
- Test Accessory

+RoHS Compliant

The +Suffix identifies RoHS Compliance.
See our website for methodologies and qualifications

PRODUCT OVERVIEW

The FL141 Series Flexible Coaxial Cables are ideal for interconnection of coaxial components or sub-systems. The construction includes a silver-plated copper-clad steel center conductor. The outer shield is copper braid, silver plated, which minimizes signal leakage and at the same time flexible for easy bend. Dielectric is low loss PTFE. SMA-Male connector have passivated stainless-steel coupling nut over a gold plated body with a gold plated brass center conductor. N-Male connector have brass coupling nut over a Nickel plated body with a gold plated brass center conductor. The FL141 Series Flexible cables are available in variety of length to meet your requirements

KEY FEATURES

Feature	Advantages
Flexible RF Cables	The FL141 Series Flexible cables are ideal for use integrating coaxial components and sub-assemblies without the need for special cable-bending tools and alleviating the risk of damage during the bending process typical of semi-rigid coaxial cable assemblies.
Tight Bend Radius	Capable of only 10mm bend radius, the FL141 Flexible series is able to make connections in tight spaces making these cables ideal for dense system integration
Excellent Return Loss <ul style="list-style-type: none">• 24 dB typ. at 6 GHz• 21 dB typ. at 18 GHz	The FL141 Series Flexible Cables are ideally suited for interconnecting a wide variety of RF components while minimizing VSWR ripple contribution due to mating cables & connectors.
Good Power Handling Capability <ul style="list-style-type: none">• 57W at 0.5 GHz• 33W at 18 GHz	Mini-Circuits FL141 Cable series can support medium to high RF power levels enabling these cables to be used in the transmit path. NOTE: power rating is at sea-level altitudes.





FLEXIBLE

Coaxial Cable

FL141-24SMNM+

Mini-Circuits

50Ω 24 inch DC to 18 GHz SMA-Male to N-Male

ELECTRICAL SPECIFICATIONS AT +25°C

Parameter	Frequency (GHz)	Min.	Typ.	Max.	Units
Frequency Range		DC	—	18	GHz
Length ¹		12			inches
Insertion Loss	DC - 2	—	0.1	0.4	dB
	2 - 6	—	0.2	0.7	
	6 - 10	—	0.4	0.9	
	10 - 18	—	0.4	1.3	
Return Loss	DC - 2	23	32	—	dB
	2 - 6	23	33	—	
	6 - 10	18	25	—	
	10 - 18	18	23	—	

1. Custom sizes available, consult factory.

ABSOLUTE MAXIMUM RATINGS

Parameter	Ratings
Operating Temperature	-55°C to +105°C
Storage Temperature	-55°C to +105°C
Power Handling at 25°C, Sea Level	198W at 0.5 GHz
	140W at 1 GHz
	99W at 2 GHz
	57W at 6 GHz
	45W at 10 GHz
	33W at 18 GHz

Permanent damage may occur if any of these limits are exceeded.





FLEXIBLE

Coaxial Cable

FL141-24SMNM+

Mini-Circuits

50Ω 24 inch DC to 18 GHz SMA-Male to N-Male

CABLE CONSTRUCTION

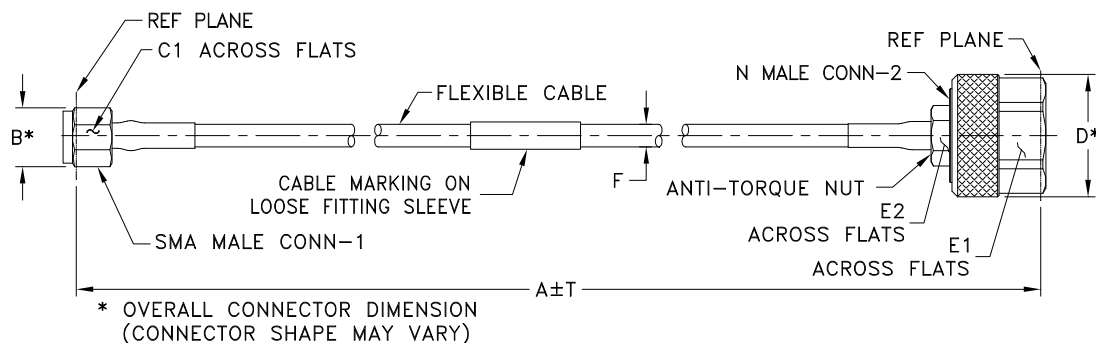


- Center Conductor: Silver Plated Copper Clad Steel
- Dielectric: Solid PTFE
- Inner Shield: Silver Plated Copper Strip
- Outer Shield: Silver Plated Copper Braid
- Jacket: FEP, Blue
(Unjacketed cable also available upon request)

SMA-Male Connector:
Coupling Nut: Stainless Steel Passivated
Body: Stainless Steel Gold Plated
Center Pin: Brass, Gold Plated

N-Male Connector:
Coupling Nut: Brass, Nickel Plated
Body: Brass, Nickel Plated
Center Pin: Brass, Gold Plated

OUTLINE DRAWING



OUTLINE DIMENSIONS (Inch mm)

A	B	C1	C2	D	E1	E2	F	T	wt
24.0	0.36	0.313	--	0.87	0.75	0.37	0.163±.006	0.15	grams
609.6	9.14	7.95	--	22.0	19.0	9.5	4.14±0.15	3.81	63.67





FLEXIBLE

Coaxial Cable

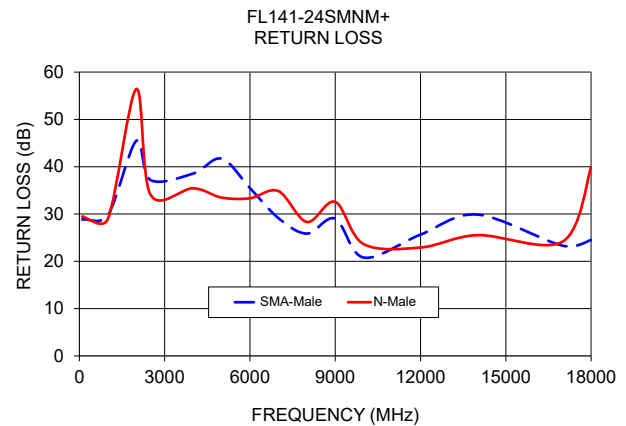
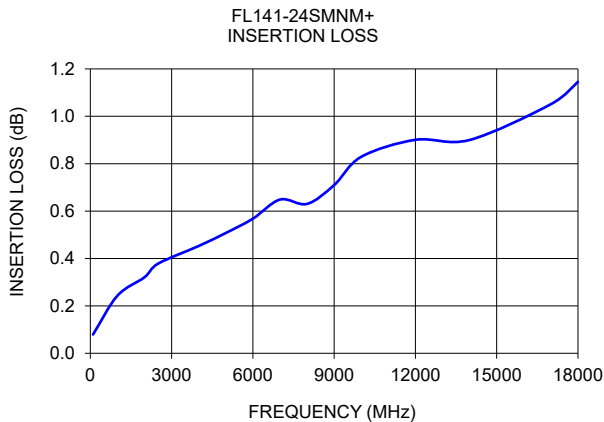
FL141-24SMNM+

Mini-Circuits

50Ω 24 inch DC to 18 GHz SMA-Male to N-Male

TYPICAL PERFORMANCE DATA AND CHARTS

Frequency (MHz)	Insertion Loss (dB)	Return Loss (dB)	
		SMA-Male	N-Male
100	0.08	28.9	29.5
1000	0.24	29.7	28.9
2000	0.32	45.5	56.4
2500	0.38	37.2	34.1
4000	0.45	38.6	35.4
5000	0.51	41.7	33.5
6000	0.57	35.5	33.3
7000	0.65	29.1	34.8
8000	0.63	25.9	28.3
9000	0.71	29.0	32.6
10000	0.83	20.8	23.6
12000	0.90	25.7	22.9
14000	0.90	29.9	25.5
17000	1.05	23.3	24.2
18000	1.15	24.5	39.9



NOTES

- A. Performance and quality attributes and conditions not expressly stated in this specification document are intended to be excluded and do not form a part of this specification document.
- B. Electrical specifications and performance data contained in this specification document are based on Mini-Circuit's applicable established test performance criteria and measurement instructions.
- C. The parts covered by this specification document are subject to Mini-Circuits standard limited warranty and terms and conditions (collectively, "Standard Terms"); Purchasers of this part are entitled to the rights and benefits contained therein. For a full statement of the standard terms and the exclusive rights and remedies thereunder, please visit Mini-Circuits' website at www.minicircuits.com/terms/viewterm.html

