


AP

Subminiature Pushbutton Switches

RoHS Compliant



■ Features

1. Gold-plated contacts.
2. Terminal pin pitch: 2.54 mm.

■ Specifications

Rating	Max.:50 mA 48 VAC/DC Min.:1 μ A 20 mVAC/DC
Initial contact resistance	50 m Ω max. (1.5 mA 200 μ VAC)
Dielectric strength	500 VAC 1 minute
Insulation resistance	10,000 M Ω min. (250 VDC)
Electrical life	10,000 operations at maximum rating. 50,000 operations at 0.4 VA.
Operating temperature range	-20~+85 °C
Storage temperature range	-40~+85 °C

■ Part Numbering

A

P

Series code

Actuator shape

2

Number of poles

C

Switching function

2

Terminal style

M

Actuator shape

2

Fig.

2

Number of poles

Code

Switching function

Fig.

Terminal style

Code

Actuator shape

Code

Type

P

Non-washable type

Fig.

Number of poles

1

1 pole

2

2 poles

Code

Switching function

1pole2poles

C M

OFF - (ON)

F R

ON - (ON)

Fig.

Terminal style

2

PC Straight

6

Right angle (0.3 inch pitch)

Code

Actuator shape

M

Standard

S

Short

H

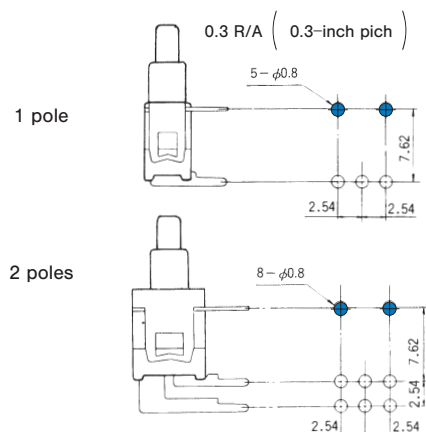
Square

Note : Some model names may not be registered. Please refer to the product list for this series.

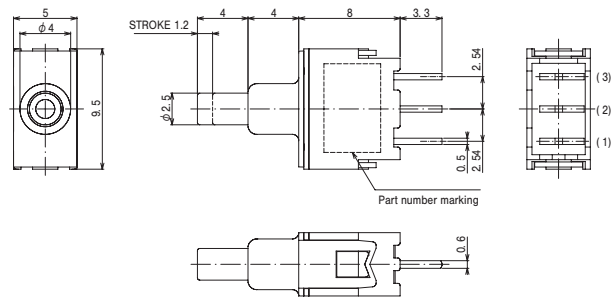
■ Actuator Shape

Standard (M)	Short (S)	Square (H)

■ Right angle Terminals



SPST/SPDT

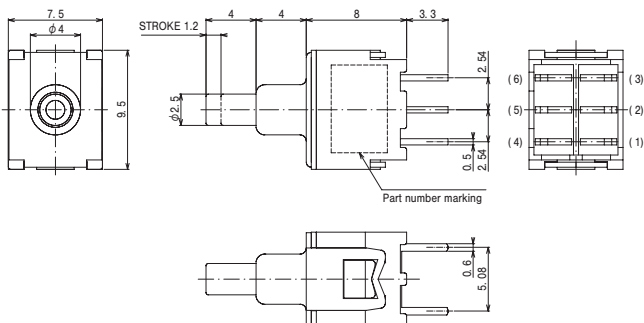



Switching function		Push
Part No.		
※AP1C-2M-Z	OFF	(ON)
Connecting terminals	—	1-3
☆AP1F-2M-Z	ON	(ON)
Connecting terminals	2-3	2-1

PC

Terminal numbers are not shown on the switch. ※ Terminal pin No.2 is not available in switches with Switching Function "C".

DPST/DPDT

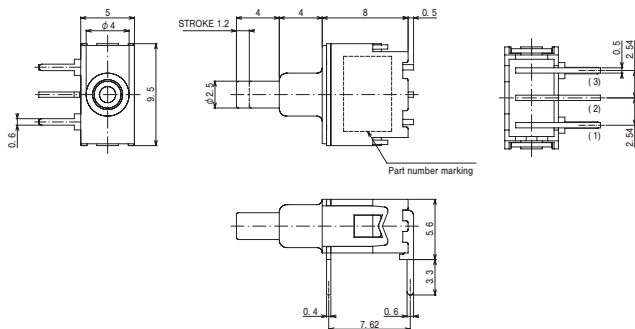



Switching function		Push
Part No.		
★AP2R-2M-Z	ON	(ON)
Connecting terminals	2-3 5-6	2-1 5-4

PC

Terminal numbers are not shown on the switch.

SPST/SPDT

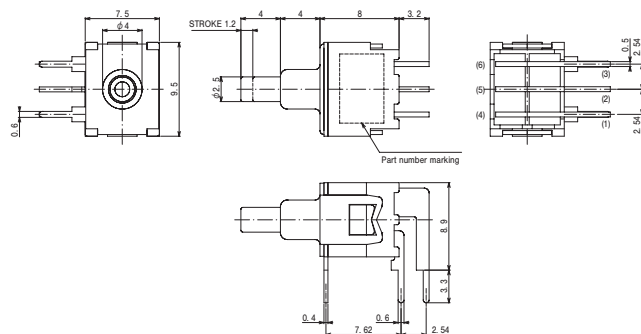



Switching function		Push
Part No.		
※AP1C-6M-Z	OFF	(ON)
Connecting terminals	—	1-3
★※AP1F-6M-Z	ON	(ON)
Connecting terminals	2-3	2-1

0.3R/A

Terminal numbers are not shown on the switch. ※ Terminal pin No.2 is not available in switches with Switching Function "C".

DPST/DPDT

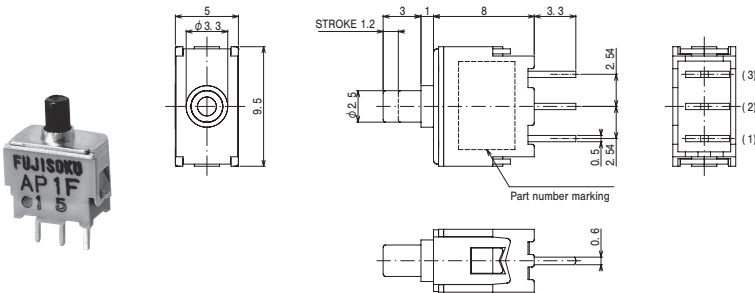


Switching function		Push
Part No.		
☆※AP2M-6M-Z	OFF	(ON)
Connecting terminals	—	1-3 4-6
★AP2R-6M-Z	ON	(ON)
Connecting terminals	2-3 5-6	2-1 5-4

0.3R/A

Terminal numbers are not shown on the switch. ※ Terminal pins No.2 and 5 are not available in switches with Switching Function "M".

SPST/SPDT

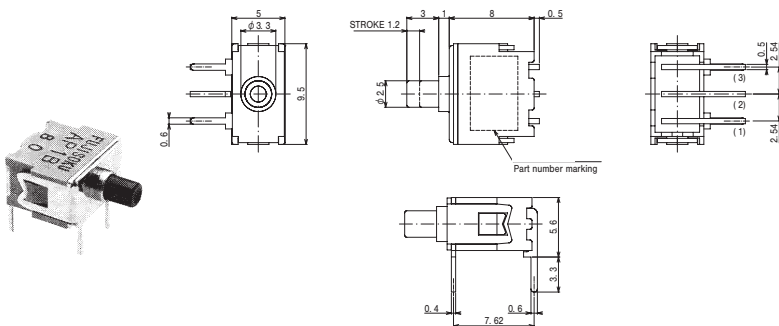


Switching function		
Part No.		
※AP1C-2S-Z	OFF	(ON)
Connecting terminals	—	1-3
AP1F-2S-Z	ON	(ON)
Connecting terminals	2-3	2-1

Terminal numbers are not shown on the switch. ※ Terminal pin No.2 is not available in switches with Switching Function "C".

PC

SPST/SPDT

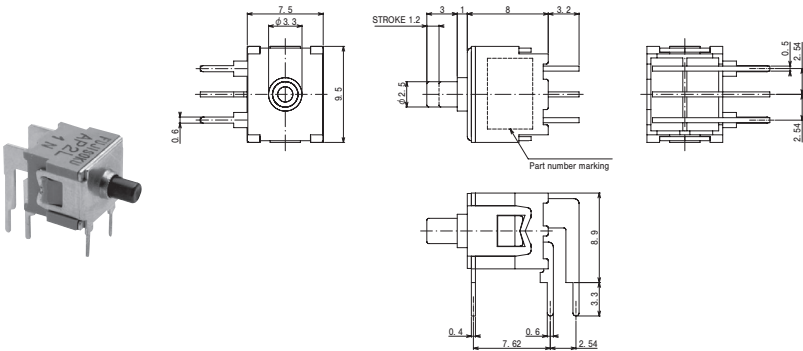


Switching function		
Part No.		
※AP1C-6S-Z	OFF	(ON)
Connecting terminals	—	1-3
AP1F-6S-Z	ON	(ON)
Connecting terminals	2-3	2-1

Terminal numbers are not shown on the switch. ※ Terminal pin No.2 is not available in switches with Switching Function "C".

0.3R/A

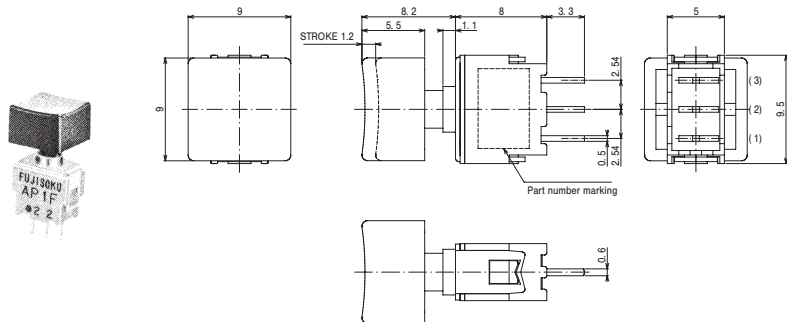
DPST/DPDT



Switching function		
Part No.		
☆AP2R-6S-Z	ON	(ON)
Connecting terminals	2-3 5-6	2-1 5-4

0.3R/A

SPST/SPDT



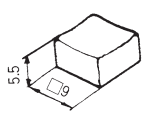
Switching function		
Part No.		
※AP1C-2H-Z	OFF	(ON)
Connecting terminals	—	1-3
AP1F-2H-Z	ON	(ON)
Connecting terminals	2-3	2-1

Terminal numbers are not shown on the switch. ※ Terminal pin No.2 is not available in switches with Switching Function "C".

PC

Standard Accessories

《Sold separately》

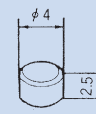
Color Button for AP-H series		
Dimensions	Color	Part No.
 ABS resin	White	140000470198
	Red	140000470200
	Black	140000470199
	Gray	140000470204

A Color Button is supplied with the switch. Please select from the above part numbers.

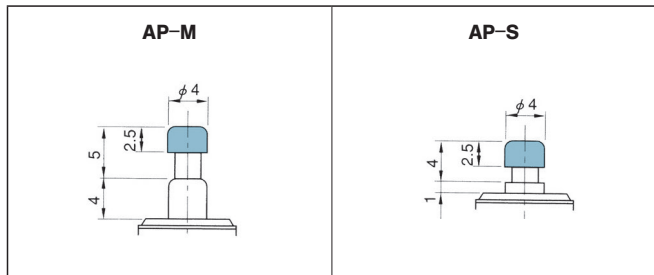
Optional Accessories(10pcs./pack)

(AP・APE)

《Sold separately》

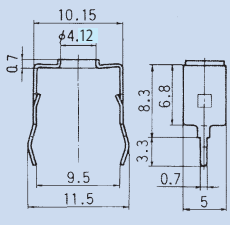
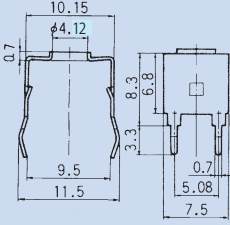
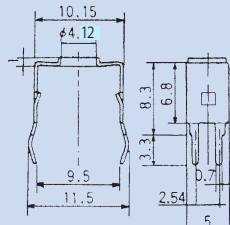
Color Cap for AP-M, APE-M & AP-S series		
Dimensions	Color	Part No.
 PC resin	White	140000481402
	Red	140000481404
	Black	140000481403
	Gray	140000481408

Color Cap Mounting



Optional Accessories (AP・APE)

《Sold separately》

Part name	Bracket		
Poles	Single pole	Double poles	
Box size	5 mm	7.5 mm	5 mm
Type	AP-M・APE-M・AP-H	AP-M・AP-H・APE-M	APE-M
Dimensions			
Part No.	140000640314	140000640315	140000640318

Soldering Specifications

(1) Manual Soldering

Device : Soldering iron

① 380°C, Max.; 3 seconds, Max.

(2) Auto Soldering (PC types only)

Device : Jet wave type or dip type

① 275°C, 6 seconds, Max.

• Pre-heating should be done at temperatures from 80 to 120°C and within 120 seconds.

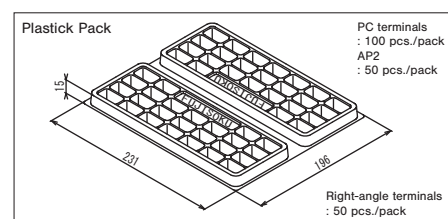
(3) When soldering two or more terminals to the common land, use solder resist to solder them independently.

Flux Cleaning

(1) Solvent : Fluorine or Alcohol type

(2) The AP series are not washable. To wash the PC board, clean the soldering surface of the PC board with a brush so that the switch is not exposed to the cleaning solution.

Packaging Specifications



PC Hole Layouts (AP・APE)

PC Straight

Mounting		Without Bracket	When optional Bracket is used.		
Type			140000640314	140000640315	140000640318
AP-M AP-S AP-H APE	1 pole				
AP-M	2 poles				
APE	2 poles				

Right-angle Terminal

Terminal		0.2-inch pitch	0.3-inch pitch
Type			
AP-M AP-S APE	1 pole		
	2 poles		

Table of Part Numbers

Term.style	Poles	Switching function	AP-M	AP-S	AP-H
PC	1 pole	OFF - (ON)	AP1C-2M-Z	AP1C-2S-Z	AP1C-2H-Z
		ON - (ON)	☆AP1F-2M-Z	AP1F-2S-Z	AP1F-2H-Z
	2 poles	ON - (ON)	★AP2R-2M-Z	—	—
0.3R/A	1 pole	OFF - (ON)	AP1C-6M-Z	AP1C-6S-Z	—
		ON - (ON)	★AP1F-6M-Z	AP1F-6S-Z	—
	2 poles	OFF - (ON)	☆AP2M-6M-Z	—	—
		ON - (ON)	★AP2R-6M-Z	☆AP2R-6S-Z	—

★ : Made to order products. ☆ : Semi-standard products. (ON) : Momentary