This document contains data proprietary to PUI Audio Inc. Any use or reproduction, in any form, without prior written permission of PUI Audio Inc. is prohibited.
©2025, PUI Audio Inc.

PUIaudio



Data Sheet	AS01508MR-LWC40

The AS01508MR-LWC40 is designed for applications such as hand-held devices, portable devices, and devices that value compact design.

Features:
- 88dBSPL: PDRIVE = 0.1W, distance = 0.1m
- 0.5W continuous dissipation
- 850Hz free-air resonance
- 15mm diameter x 3.9mm dimensions
- Lead Wire Connector assembly for easy implementation

Specifications

Parameters	Values	Units
Rated Input Power	0.5	Watts
Max Input Power	0.8	Watts
Impedance	8 ± 15%	Ohms
Output SPL *(AT 0.8K, 1K, 1.2K, 1.5K Hz; 0.1W, 0.1m)*	88 ± 3	dB
Resonant Frequency *(at 1V)*	850 ± 20%	Hz
Frequency Range *(based on -10 dB limits on frequency response graph)*	850 ~ 20KHz	Hz
THD (at 1KHz, 0.1W)	< 5%	-
Diaphragm Material	PEN	-
Magnet Material	NdFeB	-
Weight	1.3	Grams
Buzz, Rattle, etc.	Not be audible at 2.0 V sine wave, 850 ~ 20 KHz	-
Environmental Compliances	ROHS/REACH	-
Polarity	When a positive D.C current is applied to the voice coil terminal marked (+), The diaphragm shall move forward	-
Storage Temperature	-40°C ~ +70°C	°C
Operating Temperature	-40°C ~ +60°C	°C

This document contains data proprietary to PUI Audio Inc. Any use or reproduction, in any form, without prior written permission of PUI Audio Inc. is prohibited.
©2025, PUI Audio Inc.

Measurement Method (0.1m, 0.1W)

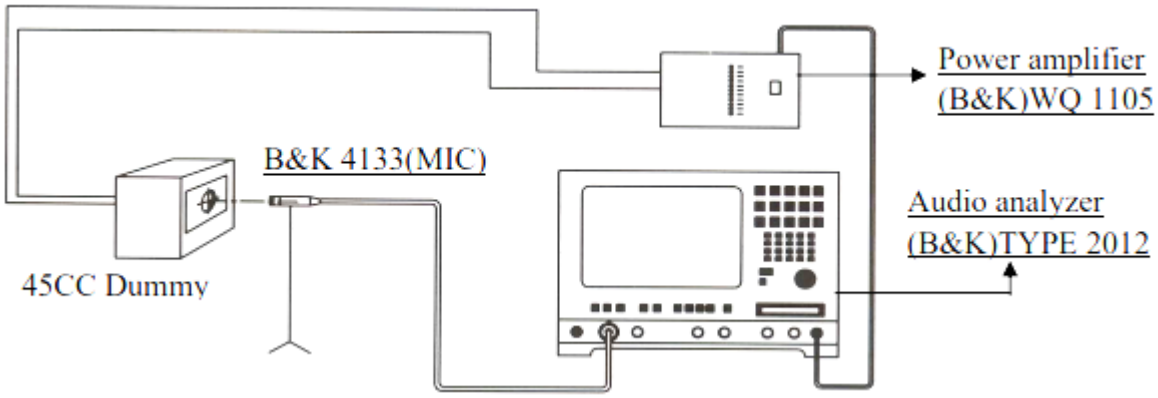

Typical Frequency Response (0.1m, 0.1W)

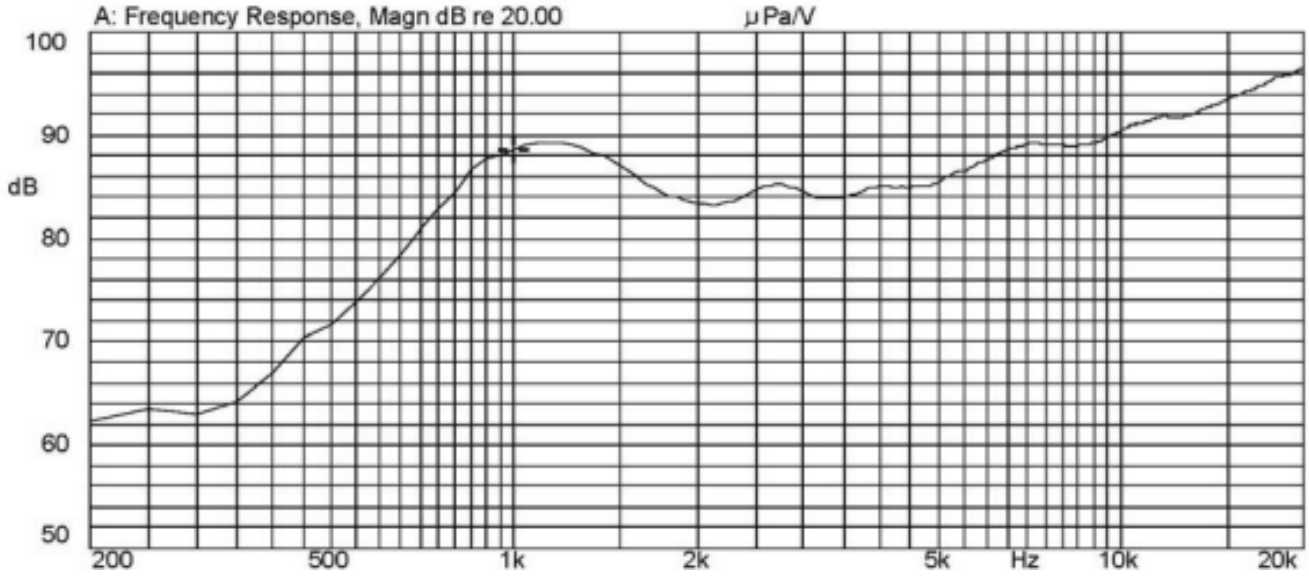

This document contains data proprietary to PUI Audio Inc. Any use or reproduction, in any form, without prior written permission of PUI Audio Inc. is prohibited.
©2025, PUI Audio Inc.

Reliability Testing

Type of Test	Test Specifications
High Temperature Test	96 hours at 85°C, then 6 hours at room temperature
Low Temperature Test	96 hours at -40°C, then 6 hours at room temperature
Humidity Test	+40°C with 90% of RH, then 6 hours at room temperature.
Drop Test	Drop from a height of 1m onto concrete surface.
Load Test	White noise at 0.5 W. / (2.0V) for 96 hours.

After tests, SPL shall not deviate within ± 3dB from pre-test measurements.

Dimensions

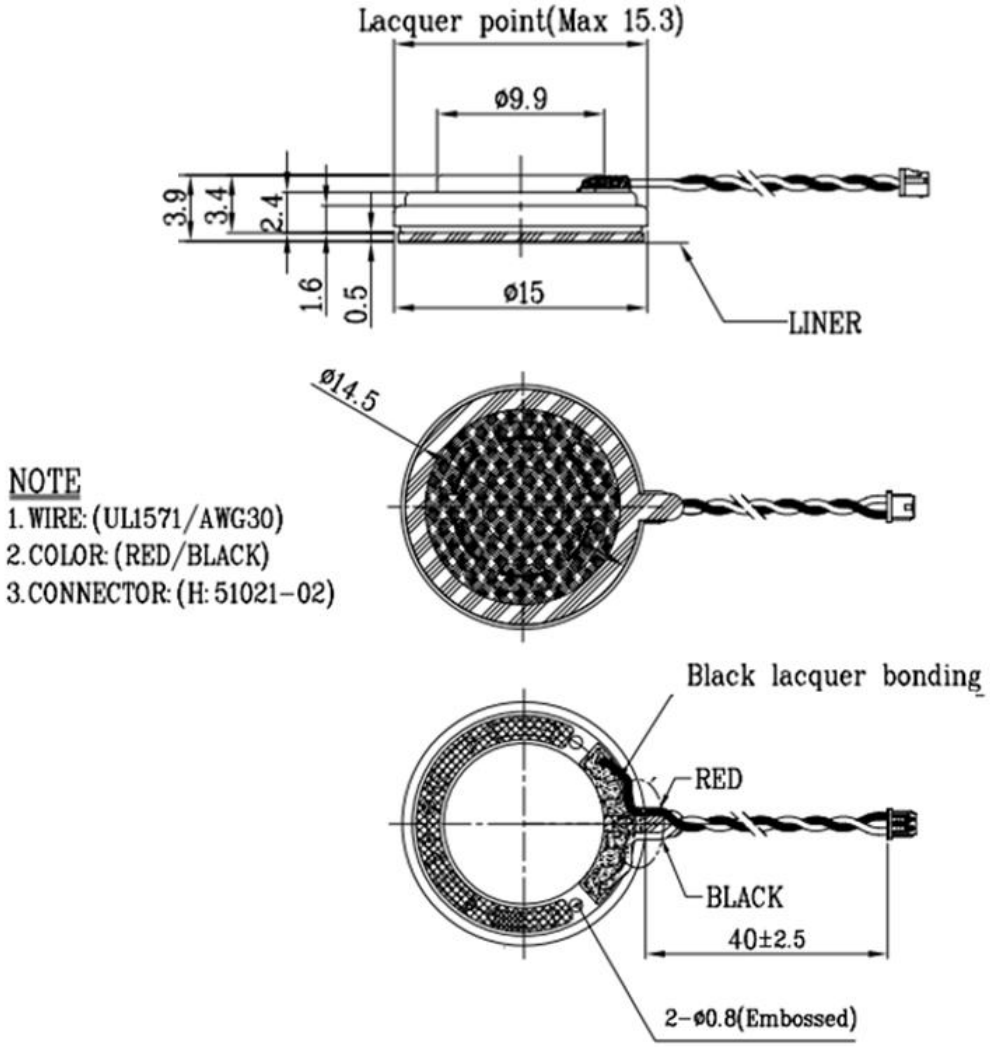

This document contains data proprietary to PUI Audio Inc. Any use or reproduction, in any form, without prior written permission of PUI Audio Inc. is prohibited.
©2025, PUI Audio Inc.

Packaging

1 tray 100 pcs
1 box 20 trays
1 box 2,000 pcs

Specifications Revisions

Revision	Description	Date	Approved
A	Released from Engineering	11/4/2025	JD

Note:

1. Unless otherwise specified:
    A. All dimensions are in millimeters.
    B. Default tolerances are ±0.5mm and angles are ±3°.
2. Specifications subject to change or withdrawal without notice.