版数 VER.	年月日 DATE	CN NO.	変更内容 DESCRIPTION	製図 DR.	担当 CHK.	査閲 APPD.	承認 APPD.

図面番号(DRAWING NO.) SJ130474

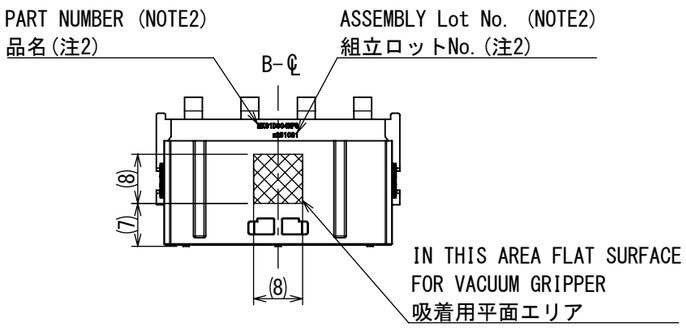

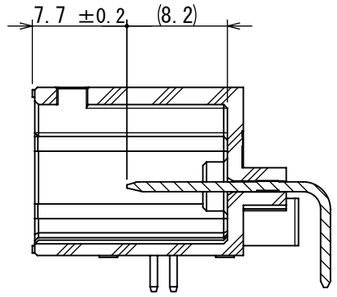

SECT. A-A
(2 : 1)

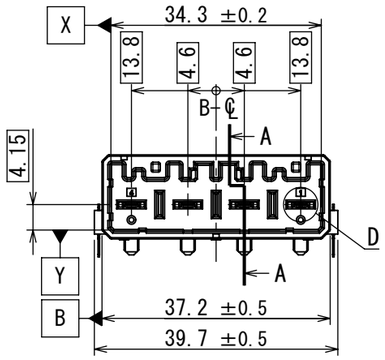

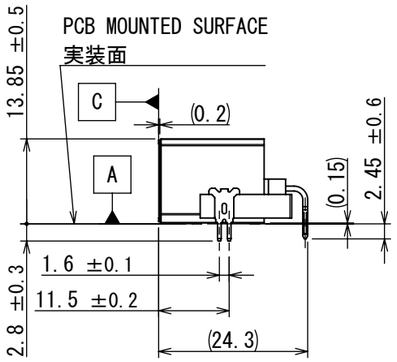

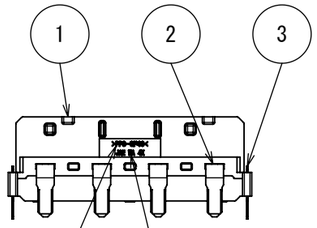

MATERIAL TYPE
材料種類

JAE LOGO AND CAVITY No. MARKING
JAE社標、キャビティNo.刻印

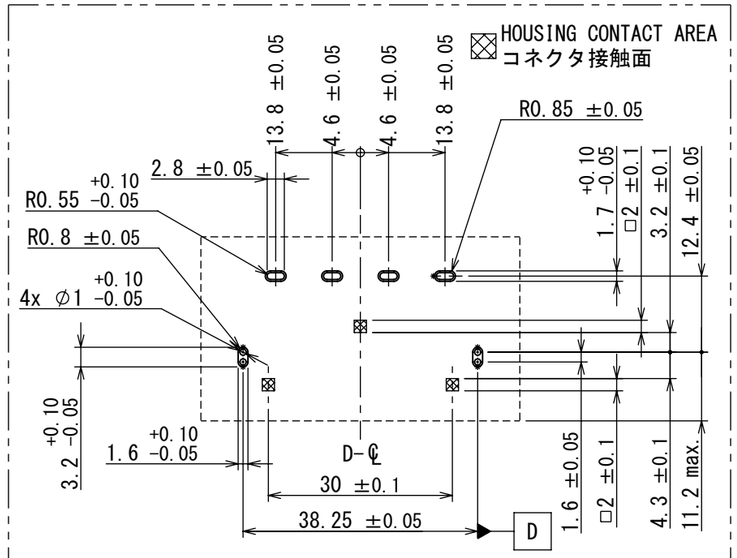

【REF.】RECOMMENDED P.C.B HOLE PATTERNS
【参考】基板孔の推奨寸法
(P.C.B THICKNESS t=1.6mm)

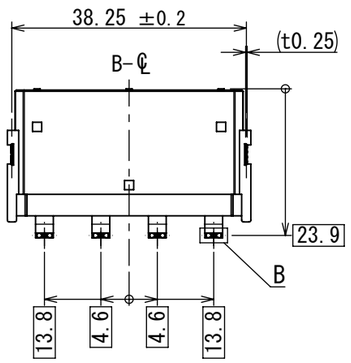

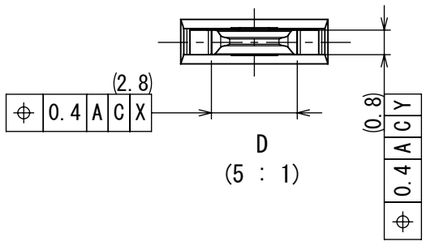

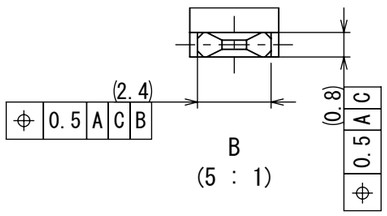

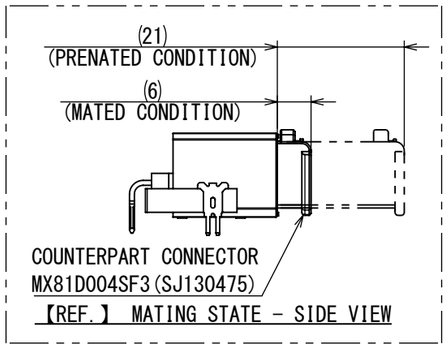

【REF.】 MATING STATE - SIDE VIEW

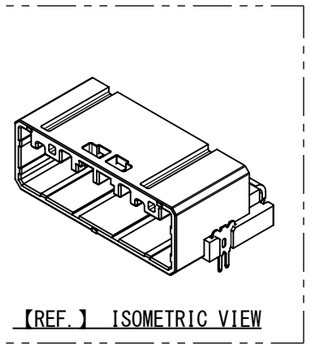

【REF.】 ISOMETRIC VIEW

符号 NO.	名称 DESCRIPTION	個数 QTY.	材料 MATERIAL	仕上 FINISH	備考 REMARKS
3	LEG	2	BRASS	TIN PLATING	—
2	PIN TERMINAL	4	COPPER ALLOY	REFLOW TIN PLATING	—
1	PIN INSULATOR	1	PPS-GF40	—	COLOR: BLACK

NOTE 1. THE FEMALE-COUNTERPART CONNECTOR OF THIS PRODUCT IS THE MX81D004SF3(SJ130475).
2. MARKED BY LASER MARKER.
3. PLATING OF PIN TERMINAL: CONTACT SURFACE LAYER: REFLOW TIN(Sn) (PLATING THICKNESS: 0.5～2.0μm)
DIP SURFACE LAYER: REFLOW TIN(Sn) (PLATING THICKNESS: 1.0～4.0μm)
ALL UNDER LAYER: NICKEL (PLATING THICKNESS: 0.5～2.2μm)

注 1. 本製品のかん合相手はMX81D004SF3(SJ130475)である。
2. レーザマーカにより刻印される。
3. ピンコンタクトのめっき仕様: 接触部の表面めっき: リフローSn(めっき厚さ: 0.5～2.0μm)
DIP部の表面めっき: リフローSn(めっき厚さ: 1.0～4.0μm)
全体の下地めっき: ニッケル(めっき厚さ: 0.5～2.2μm)

仕様書(SPECIFICATION) JACS-11557 JAHL-11557	第1版(ORIGINAL DATE) 31/MAR/2025	尺度(SCALE) 1 : 1	シリーズ(SERIES) MX81D
	製図 DR. —	名称(TITLE) MX81D004NF3	日本航空電子工業株式会社 JAPAN AVIATION ELECTRONICS INDUSTRY, LTD.
一般公差(GENERAL TOLERANCE) 寸法(DIMENSION) / 角度(ANGLES)	担当 CHK. Y. OKUYAMA		
	査閲 APPD. —		
	承認 APPD. K. SHIMOJI		図面番号(DRAWING NO.) SJ130474
単位(UNIT) : mm	シート(SHEET NO.) 1 OF 1	質量(MASS) (7.6g)	SIZE A3 / 版数(VER.) 1

JAE-CONNECTOR.COM
Reference Only

WISDOM承認 2025/04/17

DCF-C-212J(20.07)

JAE Connector DIV. Proprietary.Copyright(C) 2025, Japan Aviation Electronics Industry, LTD.