DIALIGHT PART NUMBER	LED COLOR			
	POSITION 1	POSITION 2	POSITION 3	POSITION 4
568-0700-001F	** BLANK **	** BLANK **	** BLANK **	RED / GREEN
568-0700-011F	** BLANK **	** BLANK **	RED / GREEN	RED / GREEN
568-0700-044F	** BLANK **	** BLANK **	YELLOW/GREEN	YELLOW/GREEN
568-0700-111F	** BLANK **	RED/GREEN	RED/GREEN	RED/GREEN
568-0700-444F	** BLANK **	YELLOW/GREEN	YELLOW/GREEN	YELLOW/GREEN
568-0701-000F	RED/GREEN	** BLANK **	** BLANK **	** BLANK **
568-0701-001F	RED/GREEN	** BLANK **	** BLANK **	RED/GREEN
568-0701-041F	RED/GREEN	** BLANK **	YELLOW/GREEN	RED/GREEN
568-0701-100F	RED/GREEN	RED/GREEN	** BLANK **	** BLANK **
568-0701-101F	RED/GREEN	RED/GREEN	** BLANK **	RED/GREEN
568-0701-110F	RED/GREEN	RED/GREEN	RED/GREEN	** BLANK **
568-0701-111F	RED/GREEN	RED/GREEN	RED/GREEN	RED/GREEN
568-0701-144F	RED/GREEN	RED/GREEN	YELLOW/GREEN	YELLOW/GREEN
568-0701-411F	RED/GREEN	YELLOW/GREEN	RED/GREEN	RED/GREEN
568-0701-414F	RED/GREEN	YELLOW/GREEN	RED/GREEN	YELLOW/GREEN
568-0701-444F	RED/GREEN	YELLOW/GREEN	YELLOW/GREEN	YELLOW/GREEN
568-0702-211F	GREEN	GREEN	RED/GREEN	RED/GREEN
568-0702-244F	GREEN	GREEN	YELLOW/GREEN	YELLOW/GREEN
568-0702-311F	GREEN	YELLOW	RED/GREEN	RED/GREEN
568-0704-114F	YELLOW/GREEN	RED/GREEN	RED/GREEN	YELLOW/GREEN
568-0704-144F	YELLOW/GREEN	RED/GREEN	YELLOW/GREEN	YELLOW/GREEN
568-0704-400F	YELLOW/GREEN	YELLOW/GREEN	** BLANK **	** BLANK **
568-0704-411F	YELLOW/GREEN	YELLOW/GREEN	RED/GREEN	RED/GREEN
568-0704-444F	YELLOW/GREEN	YELLOW/GREEN	YELLOW/GREEN	YELLOW/GREEN
568-0704-445F	YELLOW/GREEN	YELLOW/GREEN	YELLOW/GREEN	RED/YELLOW
568-0704-511F	YELLOW/GREEN	RED/YELLOW	RED/GREEN	RED/GREEN
568-2200-111F	** BLANK **	RED TINTED NON-DIFFUSED	RED TINTED NON-DIFFUSED	RED TINTED NON-DIFFUSED

RoHS Compliant 568-07xx-xxxF and 568-2200-111F

Part Numbers with the "F" suffix ending are RoHS Compliant.
Example: 568-0700-044F, 568-0704-444F, 568-2200-111F.
The bag packaging is marked with "RoHS Compliant" label or equivalent markings. Parts can be wave soldered, dip soldered, or hand soldered using typical lead-free soldering process with max 260°C temp. for 5 sec.

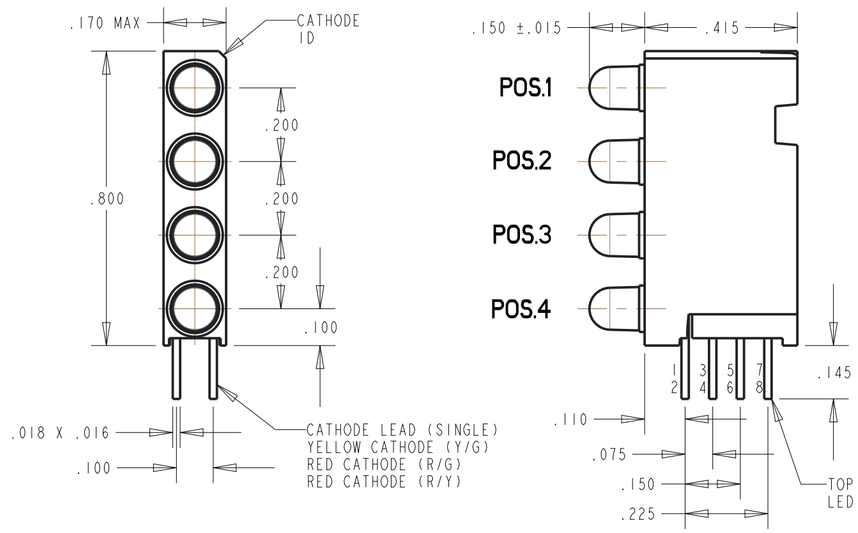

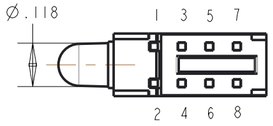

REV	ECN NO	REVISIONS	DRN	CKD	APP	DATE
A	——	NEW RELEASE	TWC	TC	N.O.	8-9-05
B	——	ADDED P/N 568-0701-041F; .225±.002 HOLE PATTERN WAS .226±.002	TWC	MES	N.O.	11-16-05
C	——	ADDED P/N 568-0701-001F.	SM	MES	N.O.	7-18-05
D	——	ADDED P/N 568-0700-044F.	MES	AV	N.O.	1-5-07
E	——	ADDED P/N 568-0704-511F.	KLJ	N.O.	MES	3-5-09
F	——	ADDED P/N'S 568-0702-211F,-244F.	KLJ	JLC	N.O.	6-8-09
G	——	ADDED P/N 568-0702-311F	AJF	KLJ	NO	3-16-10
H	——	ADDED P/N 568-0704-445F UPDATED LED SPECS	WFB	JTD	NO	2-11-13
J	——	ADDED 568-0704-114F	WFB	JTD	N.O.	10-23-13
K	——	ADDED 568-0700-001F & 568-0700-011F	VP	WFB	NO	7-1-15
L	121656	ADDED GREEN AND YELLOW SINGLE COLOR SPECS	LD	CS		8-26-24
M	144939	ADDED PIN NUMBERS ON SIDE VIEW	LD	CS		9-2-26

NOTES:
1. LEADS TO FIT INTO HOLES SPACED AS PER HOLE PATTERN
2. LEADS TO BE FREE OF DEFORMATION AFTER BENDING AND CUTTING.
3. LED LEAD DIMENSIONS SHOWN ARE MEASURED AT HOUSING EXIT.
4. WHEN A ZERO APPEARS IN THE LAST 4 DIGITS OF THE PART NUMBER THIS MEANS NO LED REQUIRED IN THAT POSITION
5. DIALIGHT PART NUMBERS: 568-07XX-XXXF AND 568-2200-111F

OPERATING CHARACTERISTICS AT 25°C AMBIENT									
LED COLOR		LUMINOUS INTENSITY TEST CONDITION	LUMINOUS INTENSITY (mcd)		FORWARD VOLTAGE @I_F = 20 mA (V)		REVERSE CURRENT (mA)	DOMINANT WAVELENGTH (nm)	PEAK WAVELENGTH (nm)	VIEWING ANGLE (DEG)
			MIN	TYP	TYP	MAX	MAX	TYP	TYP	TYP
RED TINTED NON-DIFF.		IF = 10mA	8.7	29	2.0	2.6	100 @ VR=5V	623	635	45
GREEN DIFFUSED		IF = 10mA	5.6	12.6	2.1	2.6	100 @ VR=5V	569		60
YELLOW DIFFUSED		IF = 10mA	3.7	5.6	2.1	2.6	100 @ VR=5V	590	585	60
R/G DIFFUSED BI-COLOR LED	RED	IF = 10mA	1.2	5.6	2.0	2.6	100 @ VR=5V	621	630	200
	GREEN	IF = 10mA	1.5	8.7	2.1	2.6	100 @ VR=5V	569	565	200
Y/G DIFFUSED BI-COLOR LED	YELLOW	IF = 10mA	3.0	5.7	2.1	2.6	100 @ VR=5V	588	585	80
	GREEN	IF = 10mA	6.5	12.2	2.1	2.6	100 @ VR=5V	569	565	80
R/Y DIFFUSED BI-COLOR LED	RED	IF = 20mA	2.5	8.7	2.0	2.6	100 @ VR=5V	621	630	80
	YELLOW	IF = 20mA	2.5	8.7	2.1	2.6	100 @ VR=5V	588	585	80

ABSOLUTE MAXIMUM RATINGS AT 25°C AMBIENT	YELLOW DIFFUSED	RED TINTED NON-DIFF.	GREEN DIFFUSED	R/G BI-COLOR		Y/G BI-COLOR		Y/R BI-COLOR		UNITS
				RED	GREEN	YELLOW	GREEN	YELLOW	RED	
POWER DISSIPATION	60	100	120	100	100	60	100	60	100	mW
CONTINUOUS FORWARD CURRENT	20	30	30	30	30	20	30	20	30	mA
PEAK FORWARD CURRENT (1/10 DUTY CYCLE, 0.1 ms PULSE WIDTH)	60	120	90	90	90	80	120	80	120	mA
DERATE LINEARLY FROM 50°C	.18	0.4	0.4	0.4	0.4	0.25	0.4	0.25	0.4	mA/°C
REVERSE VOLTAGE	5	5	5	5	5	5	5	5	5	V
STORAGE TEMPERATURE	-40 TO +85	-55 TO +100								°C
OPERATING TEMPERATURE	-40 TO +100	-55 TO +100								°C
SOLDERING TEMPERATURE, FOR 5 SEC	260									°C

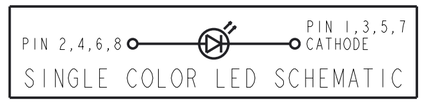

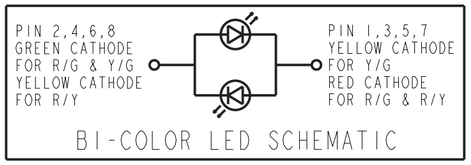

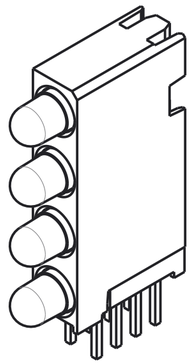

THIS DRAWING AND THE CONTENTS HEREIN ARE CONFIDENTIAL AND THE SOLE PROPERTY OF DIALIGHT CORP. REPRODUCTION OF THIS DRAWING OR CONSTRUCTION OF ANY PARTS WITHIN THIS DRAWING ARE FORBIDDEN WITHOUT THE WRITTEN CONSENT OF DIALIGHT CORP.

SCALE: 3.000
ALL DIM'S IN: INCHES (MM)
TOLERANCES: UNLESS OTHERWISE SPECIFIED
FRACTIONS: ±1/64
DECIMALS (.XX): ±.02
DECIMALS (.XXX): ±.010
DECIMALS (.XXXX): ±.0005
ANGLES: ±3°
FINISH
FSCM 83330

DRAWING NUMBER: C-17280
REV: M
TITLE: STANDARD 4X1 CBI BLOCK RoHS COMPLIANT
MATERIAL

Dialight
1501 ROUTE 34 SOUTH
FARMINGDALE, NJ 07727
(732) 919-3119
www.dialight.com

SHEET 1 OF 1
FAMILY TABLE: