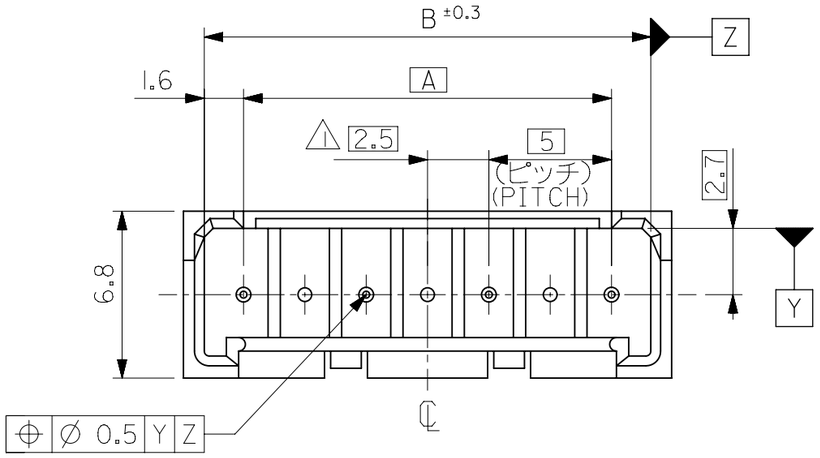

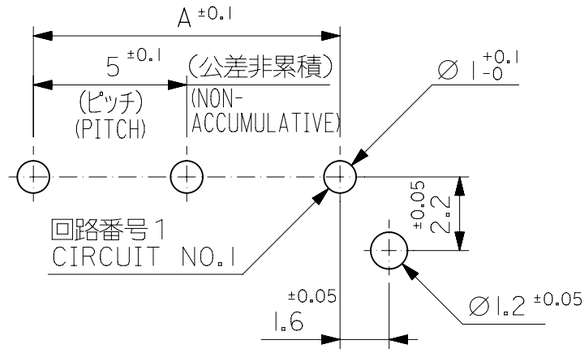

基板取付穴推奨寸法（マウント面）
RECOMMENDED P.C.BOARD HOLE DIMENSION
(MOUNTING SIDE)
(t=1.6) (SCALE 5 : 1)

注記
NOTES

1. 偶数極品に適用。
APPLIES ONLY TO EVEN NO. CKT. SIZES.

2. 嵌合相手：51102,51103シリーズ
MATES WITH : 51102,51103 SERIES.

3. 3極以上のキンク形状は両サイドが Ⓐ、その他の極はすべて Ⓑ 形状とする。
KINK FORM
MORE THAN 2 CURCUIT:
PINS AT BOTH ENDS ARE KINK FORMED TO Ⓐ,
THE OTHER PINS ARE KINK FORMED TO Ⓑ.

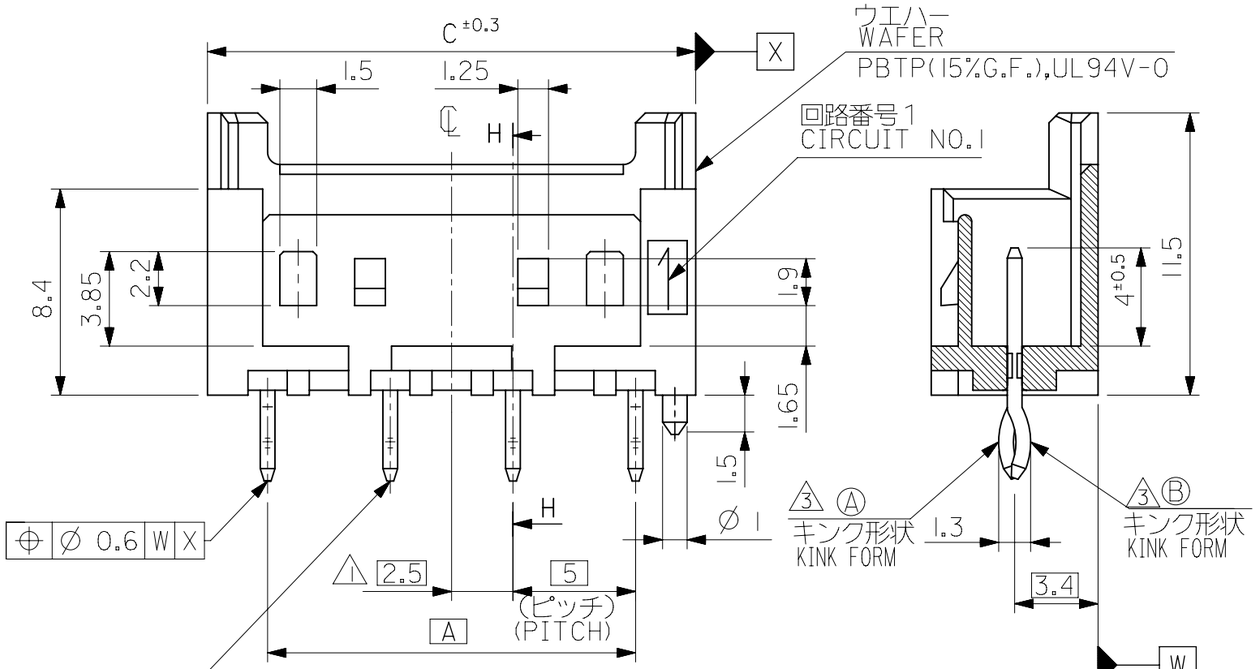

断面 H-H
SECT. H-H

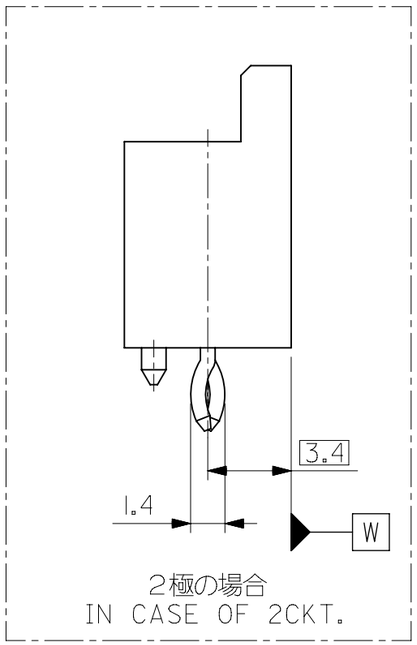

2極の場合
IN CASE OF 2CKT.

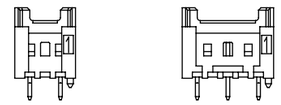

2極
2 CKT.

3極
3 CKT.

ロック形状図
LOCK CONFIGURATION

RED	14.9	13.2	10	53376-0312	3
	9.9	8.2	5	53376-0212	2
NATURAL	29.9	28.2	25	53376-0610	6
	24.9	23.2	20	53376-0510	5
	19.9	18.2	15	53376-0410	4
	14.9	13.2	10	53376-0310	3
	9.9	8.2	5	53376-0210	2
COLOUR	C	B	A	MATERIAL NO.	極数 NO. OF CKTS.

GENERAL TOLERANCES (UNLESS SPECIFIED)	
0.25 UNDER	±0.03
0.25 OVER 0.5 UNDER	±0.05
0.5 OVER 1.0 UNDER	±0.1
1.0 OVER 10 UNDER	±0.2
10 OVER 30 UNDER	±0.25
30 OVER	±0.3
ANGULAR ±3 0	

THIS DRAWING CONTAINS INFORMATION THAT IS PROPRIETARY TO MOLEX ELECTRONIC TECHNOLOGIES, LLC AND SHOULD NOT BE USED WITHOUT WRITTEN PERMISSION

DIMENSION UNITS	SCALE
mm	4:1

GENERAL TOLERANCES (UNLESS SPECIFIED)	
ANGULAR TOL	± 3.0 °
4 PLACES	± 0.2
3 PLACES	± 0.25
2 PLACES	± 0.3
1 PLACE	±
0 PLACES	±

DRAFT WHERE APPLICABLE MUST REMAIN WITHIN DIMENSIONS

CURRENT REV DESC: REMOVED OBSOLETED PART NUMBERS AS PER PCN#512132.

EC NO: 754285
DRWN: RAVINR1 2023/06/08
CHK'D: GGA 2023/07/18
APPR: GGA 2023/07/18

INITIAL REVISION:
DRWN: K.TOJO 1992/05/06
APPR: MSASAO 2004/04/13

THIRD ANGLE PROJECTION

DRAWING: A3-SIZE
SERIES: 53376

molex

5.0 WIRE TO BOARD CONN.
WAFER ASSY WITH KINK -LEAD FREE-

PRODUCT CUSTOMER DRAWING

DOCUMENT NUMBER	DOC TYPE	DOC PART	REVISION
SD-53376-XX10	PSD	001	D1

MATERIAL NUMBER	CUSTOMER	SHEET NUMBER
SEE CHART	GENERAL MARKET	1 OF 1

DOCUMENT STATUS	P1	RELEASE DATE	2023/07/18 08:19:59

FORMAT: master-tb-prod-A3
REVISION: J1
DATE: 2021/05/01