FRONT VIEW - MALE M12
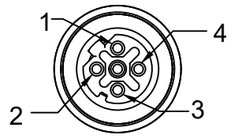
1-WHITE/ORANGE 2-WHITE/GREEN 3-ORANGE 4-GREEN

PART NUMBER LEGEND

E11A06016M002

FINISHED LENGTH
M002 - 0.2 METER
M010 - 1 METER
M200 - 20 METER

MATERIAL NUMBER	ENGINEERING NUMBER	FINISHED LENGTH
1201088844	E11A06016M002	0.2M [8 IN]
1201088440	E11A06016M450	45M[147FT 8 IN]
1201088588	E11A06016M950	95M[311FT 8 IN]

C

FRONT VIEW - MALE M12
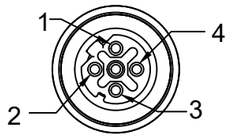
1-WHITE/ORANGE 2-WHITE/GREEN 3-ORANGE 4-GREEN

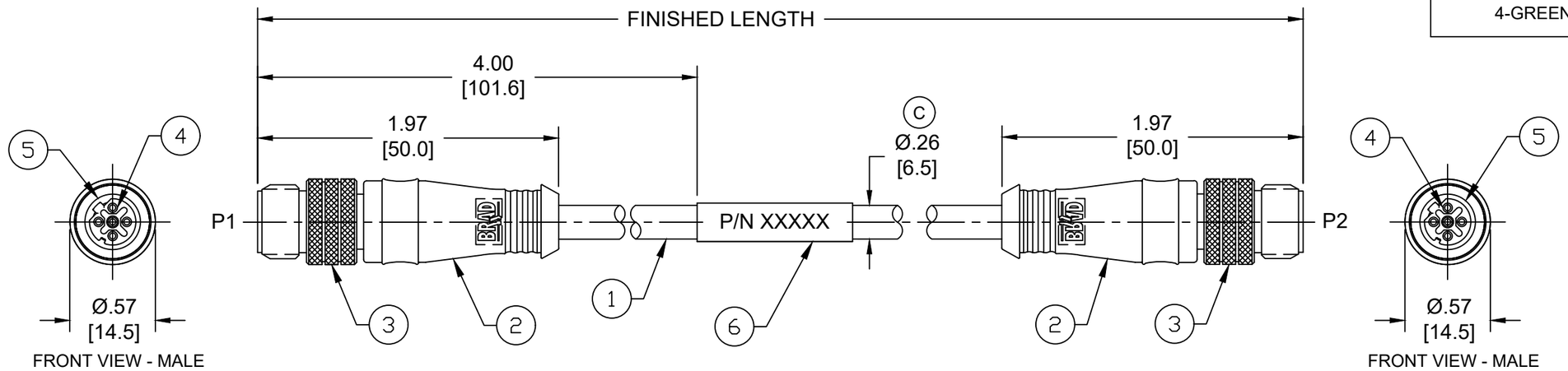

ADDITIONAL CABLE INFORMATION

PHYSICAL CHARACTERISTICS:	
CONDUCTOR SIZE	24AWG 2 PAIR (19/0.12mm) BARE COPPER
INSULATION MATERIAL	POLYOLEFIN
SHIELD/BRAID	TINNED COPPER 85% COVERAGE
JACKET MATERIAL	TPU (TEAL)
CONDUCTOR	ORANGE, ORANGE-WHITE & GREEN, GREEN-WHITE
TAPE	ALUMINUM-POLYESTER

C

CABLE:	
TEMPERATURE RATING (STORAGE)	-40 / +80°C
TEMPERATURE RATING (OPERATION)	-20 / +50°C
WELD SLAG RESISTANCE	YES, S-300 MOLEX TEST
FREE SUBSTANCE'S	FCKW, SILICONE, AND PB
FIRE PERFORMANCE	IEC60332-1, UL1581
OIL RESISTANCE	ISO6722, UL758/2556

NOTES:

1. MATERIAL: AS NOTED
2. FINISH: AS NOTED
3. ELECTRICAL:
   VOLTAGE: 30V AC/DC
   CURRENT: 1.5A
4. PROTECTION: IP67 (WHEN MATED)
5. COUPLING THREAD: M12X1
6. ALL DIMENSIONS ARE FOR REFERENCE
   UNLESS TOLERANCED OR NOTED OTHERWISE

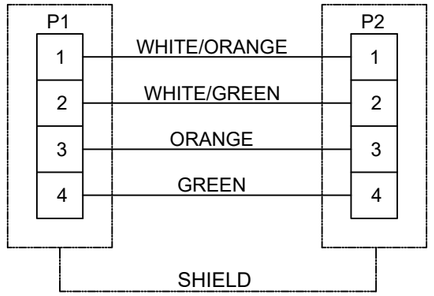

WIRING DIAGRAM

C

CABLE LENGTH TOLERANCES
<.3M [1FT]: +19mm-0 [+.75in-0]
.3 - .9M [1 - 3FT]: +44.5mm-0 [+1.75in-0]
.9 - 1.8M [3 - 6FT]: +55.6mm-0 [+2.19in-0]
1.8 - 3.7M [6 - 12FT: +88.9mm-0 [+3.50in-0]
3.7 - 7.3M [12 - 24FT]: +165.1mm-0 [+6.50in-0]
7.3-14.6M [24 - 48FT]: +317.5mm-0 [+12.50in-0]
14.6 - 30.5M [48-100FT]: +622.3mm-0 [+24.50in-0]
OVER 30M [100FT] +2% OF FINISHED LENGTH

ITEM	DESCRIPTION	MATERIAL	FINISH
6	WRAP LABEL	VINYL	BLACK/YELLOW
5	INSERT	PUR	BLACK
4	PIN CONTACT	COPPER ALLOY	GOLD OVER NICKEL
3	COUPLING NUT	BRASS	NICKEL PLATED
2	OVERMOLD	TPU	BLACK
1	CABLE #24AWG	TPU	TEAL

C

THIS DRAWING CONTAINS INFORMATION THAT IS PROPRIETARY TO MOLEX ELECTRONIC TECHNOLOGIES, LLC AND SHOULD NOT BE USED WITHOUT WRITTEN PERMISSION

FUNCTIONAL SYMBOLS: FA=0, FC=0, FP=0
DIVISIONAL SYMBOLS

DIMENSION UNITS: INCH/MM
SCALE: NTS

GENERAL TOLERANCES (UNLESS SPECIFIED)

	mm	INCH
4 PLACES	± ----	± ----
3 PLACES	± ----	± ----
2 PLACES	± ----	± ----
1 PLACE	± ----	± ----
0 PLACES	± ----	± ----
ANGULAR TOL	± ---- °	

DRAFT WHERE APPLICABLE MUST REMAIN WITHIN DIMENSIONS

CURRENT REV DESC: ITEM-2 WAS PUR. ADDED CABLE DIA & TOL CHART. MODIFIED PN CHART

EC NO: 703079
DRWN: ABENJAMINLW 2022/03/14
CHK'D: RSTONE 2022/04/12
APPR: BWOODMAN 2022/04/18

INITIAL REVISION:
DRWN: MZIELINS 2015/05/06
APPR: BWOODMAN 2015/06/03

THIRD ANGLE PROJECTION | DRAWING: B-SIZE | SERIES: 120108

molex

MICRO-CHANGE CORDSET, M12,
4 POLE, MALE - MALE, STRAIGHT,
#24 AWG

PRODUCT CUSTOMER DRAWING

DOCUMENT NUMBER	DOC TYPE	DOC PART	REVISION
SD-120108-083	PSD	001	C

MATERIAL NUMBER	CUSTOMER	SHEET NUMBER
SEE CHART	GENERAL MARKET	1 OF 1

DOCUMENT STATUS	P1	RELEASE DATE	2022/04/18	21:16:39

FORMAT: IN-ACAD-tb-prod-B
REVISION: B
DATE: 2020/01/14