FEMALE PLUG M12 STRAIGHT TO MALE PLUG M12 STRAIGHT

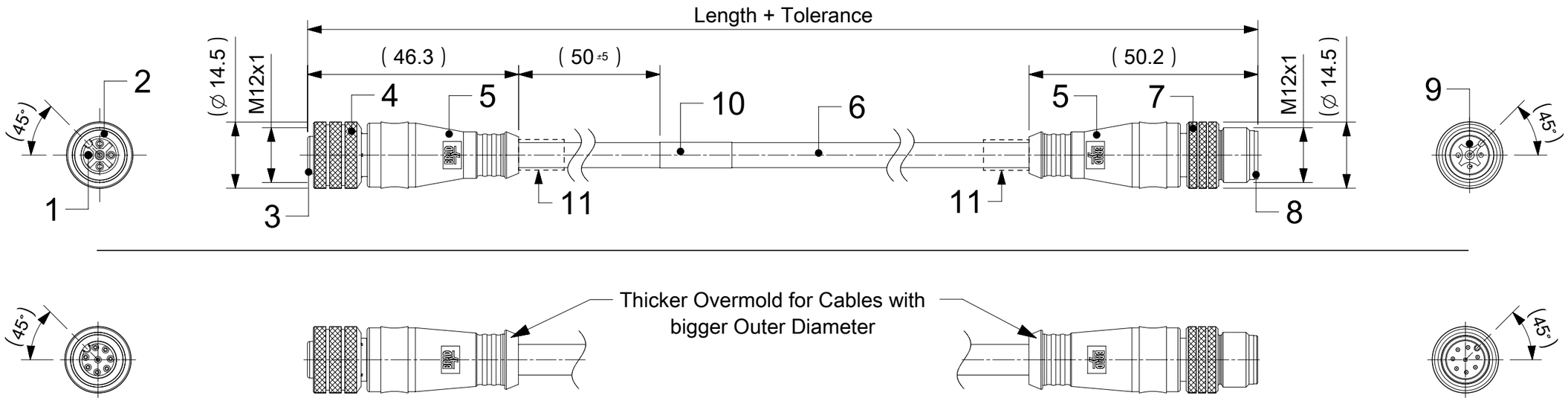

NOTES:

RATED VOLTAGE: 3, 4 contacts 250V per IEC 60664
5 contacts 60V per IEC 60664
5 contacts 250V per UL 2238
8 contacts 30V per IEC 60664

RATED CURRENT: 3, 4, 5 contacts 4A
8 contacts 2A

PROTECTION CLASS: IP 67

TEMPERATURE: -25°C / +85°C

CONTACTS POSITION FRONT VIEW:

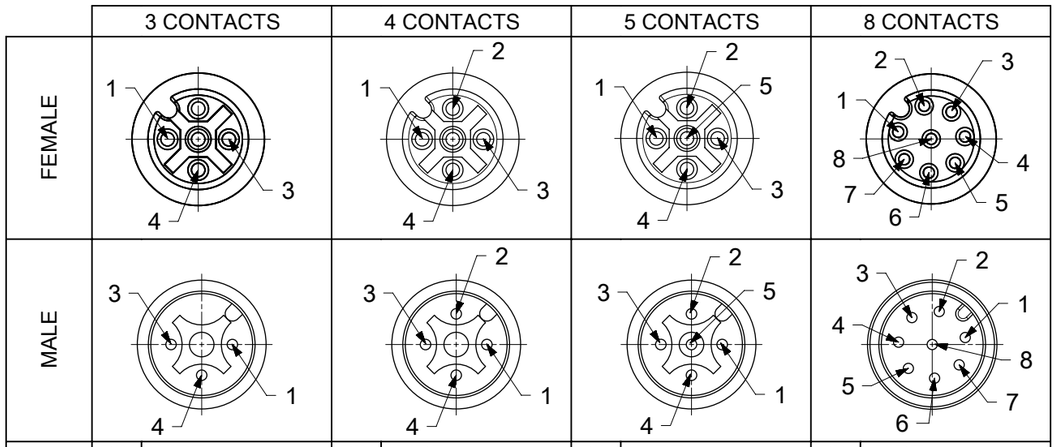

CONNECTIONS

3 CONTACTS PIN	WIRE	4 CONTACTS PIN	WIRE	5 CONTACTS PIN	WIRE	8 CONTACTS PIN	WIRE
1	BROWN	1	BROWN	1	BROWN	1	WHITE
2	---	2	WHITE	2	WHITE	2	BROWN
3	BLUE	3	BLUE	3	BLUE	3	GREEN
4	BLACK	4	BLACK	4	BLACK	4	YELLOW
5	---	5	---	5	GREY OR GREEN/YELLOW	5	GREY
						6	PINK
						7	BLUE
						8	RED

CODING REQUIRED TO IEC 61076-2-101

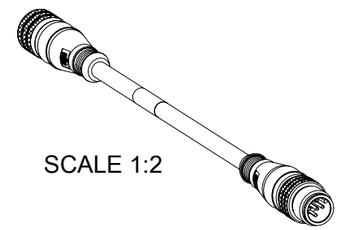

SCALE 1:2

FOR OPTIONS SEE - NUMERICAL CODE - ON SHEET 2

ITEM	QTY.	DESCRIPTION	MATERIAL	FINISH
11	SEE SHEET 2	ID CARRIER	PVC	TRANSPARENT
10	1	LABEL YELLOW	VINYL	---
	-	PRINTING FOR CABLES Ixx	---	---
9	3 / 4 / 5 / 8	CONTACT MALE	SEE PART LIST	SELECTIVE Au OVER Ni
8	1	INSERT MALE BLACK	TPU	---
7	1	COUPLING NUT MALE	---	---
6	-	CABLE	SEE SHEET 2	---
5	-	OVERMOULDING BLACK	TPU	---
4	1	COUPLING NUT FEMALE	---	---
3	1	INSERT FEMALE BLACK	PUR	---
2	1	ORING RED	FPM	---
1	3 / 4 / 5 / 8	CONTACT FEMALE	SEE PART LIST	SELECTIVE Au OVER Ni

THIS DRAWING CONTAINS INFORMATION THAT IS PROPRIETARY TO MOLEX ELECTRONIC TECHNOLOGIES, LLC AND SHOULD NOT BE USED WITHOUT WRITTEN PERMISSION

FUNCTIONAL SYMBOLS: F/A = 0, F/C = 0, F/P = 0

DIVISIONAL SYMBOLS

DIMENSION UNITS: mm
SCALE: 1:1

GENERAL TOLERANCES (UNLESS SPECIFIED)

ANGULAR TOL	±	1.0 °
4 PLACES	±	
3 PLACES	±	
2 PLACES	±	0.05
1 PLACE	±	0.3
0 PLACES	±	0.5

DRAFT WHERE APPLICABLE MUST REMAIN WITHIN DIMENSIONS

CURRENT REV DESC: CORRECTED TYPO FOR UL VALUE FROM PLC TO PLTC, FOR CABLE TYPE K03

EC NO: 814917
DRWN: VHANDI 2025/03/06
CHK'D: RSILLER 2025/03/06
APPR: RSILLER 2025/03/06

INITIAL REVISION:
DRWN: JMARSZALEK 2016/09/19
APPR: RSILLER 2016/12/08

THIRD ANGLE PROJECTION

DRAWING: A3-SIZE
SERIES: 120066

molex

CSE M12 XP AC FE STR MA STR XM DE

PRODUCT CUSTOMER DRAWING

DOCUMENT NUMBER	DOC TYPE	DOC PART	REVISION
1200668165	PSD	000	A8

MATERIAL NUMBER	CUSTOMER	SHEET NUMBER
SEE PART LIST	GENERAL MARKET	1 OF 5

DOCUMENT STATUS	P1	RELEASE DATE	2025/03/06 14:25:35

FORMAT: master_molex-A3
REVISION: J1
DATE: 2021/05/06

ENGINEERING NO. - NUMERICAL CODE (Available parts see PART LIST table. Other parts available upon request).

8	8	X	0	3	0	X	X	X	X	X	X	X	X

OPTIONS

88=Micro-Change M12x1 Double ended

Contacts:
3=3 Contacts
4=4 Contacts
5=5 Contacts
8=8 Contacts

Heads style:
030=Plug Female Straight to Plug Male Straight

Cable type: See Table

Units:
M=Meter

Length Examples:
005=0.5 unit
010=1 unit
100=10 units

Overmold color:
Blank (Standard)=Black TPU
Blank=Yellow PVC for cables A09, S19, S20, S26
Blank=Yellow TPE-E for cables K03, K05
A=Grey / G=Black / Y=Yellow

Coupling Nut:
Blank (Standard)=Knurled Brass Ni Plated
1=Hexagonal Stainless steel
5=Knurled Derlin
7=Knurled Brass Ni Plated, Teflon Coated
Blank=7 for cables I20, I26, K03, K05, P82, S26
8=Type 316 stainless steel
9=Knurled / Hexagonal Brass Ni Plated SW13

H= 2 pcs. of I/D Carrier PVC Transparent (Cables Ixx & P82 always with 2 pcs. of I/D Carrier even if no H in Engineering No.)

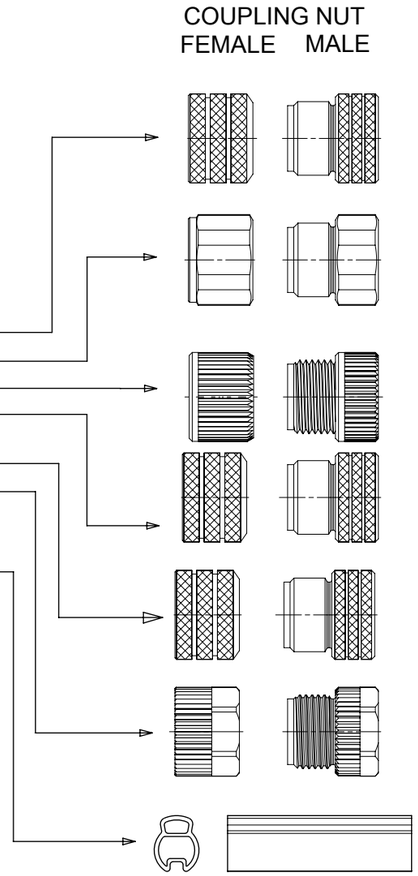

CABLE LENGTH TOLERANCES		
OVER [mm]	UP TO AND INCLUDING [mm]	TOLERANCES [mm]
0	305	+19
305	915	+45
915	1830	+56
1830	3660	+89
3660	7320	+165
7320	14640	+317
14640	30500	+610
30500	>	+2% OF FINISHED LENGTH

THIS DRAWING CONTAINS INFORMATION THAT IS PROPRIETARY TO MOLEX ELECTRONIC TECHNOLOGIES, LLC AND SHOULD NOT BE USED WITHOUT WRITTEN PERMISSION

FUNCTIONAL SYMBOLS: F/A = 0, F/C = 0, F/P = 0

DIVISIONAL SYMBOLS

DIMENSION UNITS	SCALE
mm	1:1

GENERAL TOLERANCES (UNLESS SPECIFIED)

ANGULAR TOL	±	1.0 °
4 PLACES	±	
3 PLACES	±	
2 PLACES	±	0.05
1 PLACE	±	0.3
0 PLACES	±	0.5

DRAFT WHERE APPLICABLE MUST REMAIN WITHIN DIMENSIONS

CURRENT REV DESC: CORRECTED TYPO FOR UL VALUE FROM PLC TO PLTC, FOR CABLE TYPE K03

EC NO: 814917
DRWN: VHANDI 2025/03/06
CHK'D: RSILLER 2025/03/06
APPR: RSILLER 2025/03/06

INITIAL REVISION:
DRWN: JMARSZALEK 2016/09/19
APPR: RSILLER 2016/12/08

THIRD ANGLE PROJECTION | DRAWING: A3-SIZE | SERIES: 120066

molex

CSE M12 XP AC FE STR MA STR XM DE

PRODUCT CUSTOMER DRAWING

DOCUMENT NUMBER	DOC TYPE	DOC PART	REVISION
1200668165	PSD	000	A8

MATERIAL NUMBER	CUSTOMER	SHEET NUMBER
SEE PART LIST	GENERAL MARKET	2 OF 5

DOCUMENT STATUS	P1	RELEASE DATE	2025/03/06 14:25:35

FORMAT: master-B-mod-A3
REVISION: J1
DATE: 2021/05/07

CABLE INFORMATION (for more information see Cable Data Sheet).

	CABLE TYPE	NO. OF WIRES	CROSS SECTION	CABLE JACKET	UL	CSA	STATIC: TEMP. / BENDING RADIUS	DYNAMIC: TEMP. / BENDING RADIUS	DRAG CHAIN	SHIELD
	A09	4	22AWG	PVC YELLOW	UL 2661	I/II A/B 80°C/300V	-	-	-	-
	B02	4	18AWG	PUR YELLOW	UL 20549	I/II A/B 80°C/300V	-	-	-	-
	E52	3 / 4	0.34mm²	PVC GREY	-	-	-30°C to +70°C	-5°C to +70°C	-	-
	E57	5	0.34mm²	PVC GREY	-	-	-	-5°C to +70°C	-	-
	I03	3 / 4 / 5	0.34mm²	PVC CEI GREY	-	-	-30°C to +70°C	-5°C to +70°C	-	-
	I20	3 / 4	0.34mm²	PVC CEI GREY	-	-	-30°C to +70°C	-5°C to +70°C	-	YES
	I26	5	0.34mm²	PVC CEI GREY	-	-	-30°C to +70°C	-5°C to +70°C	-	YES
A8	K03	4 / 5	18AWG	TPE YELLOW	UL ITC or PLTC	I/II A/B 90°C/300V	max 105°C	-	2 000 000 cycles, >15xO.D.	-
	K05	3 / 4 / 5	22AWG	TPE YELLOW	UL ITC or PLTC	I/II A/B 90°C/300V	max 105°C	-	2 000 000 cycles, >15xO.D.	-
	P20	3 / 4 / 5	0.34mm²	PUR BLACK LS0H	-	-	-30°C to +80°C	-	-	YES
	P82	3 / 4 / 5	0.34mm²	PUR IRR ORANGE	-	-	-50°C to +105°C, >5xO.D.	-40°C to +105°C, >7.5xO.D.	-	-
	S19	8	0.25mm²	PVC YELLOW	UL 2661/1569	C22.2 II A 105°C/300V	-30°C to +105°C, >10xO.D.	-15°C to +105°C, >15xO.D.	2 000 000 cycles, >15xO.D.	YES
	S20	3 / 4 / 5	0.34mm²	PVC YELLOW	UL 2661/1731	C22.2 II A 105°C/300V	-30°C to +105°C	-	-	YES
	S26	5	0.34mm²	PVC YELLOW	UL 2661/1731	C22.2 II A 105°C/300V	-30°C to +105°C	-	-	YES

THIS DRAWING CONTAINS INFORMATION THAT IS PROPRIETARY TO MOLEX ELECTRONIC TECHNOLOGIES, LLC AND SHOULD NOT BE USED WITHOUT WRITTEN PERMISSION

FUNCTIONAL SYMBOLS: F/A = 0, F/C = 0, F/D = 0

DIVISIONAL SYMBOLS

DIMENSION UNITS	SCALE
mm	1:1

GENERAL TOLERANCES (UNLESS SPECIFIED)	
ANGULAR TOL	± 1.0 °
4 PLACES	±
3 PLACES	±
2 PLACES	± 0.05
1 PLACE	± 0.3
0 PLACES	± 0.5

DRAFT WHERE APPLICABLE MUST REMAIN WITHIN DIMENSIONS

CURRENT REV DESC: CORRECTED TYPO FOR UL VALUE FROM PLC TO PLTC, FOR CABLE TYPE K03

EC NO: 814917
DRWN: VHANDI 2025/03/06
CHK'D: RSILLER 2025/03/06
APPR: RSILLER 2025/03/06

INITIAL REVISION:
DRWN: JMARSZALEK 2016/09/19
APPR: RSILLER 2016/12/08

molex

CSE M12 XP AC FE STR MA STR XM DE

PRODUCT CUSTOMER DRAWING

DOCUMENT NUMBER	DOC TYPE	DOC PART	REVISION
1200668165	PSD	000	A8

THIRD ANGLE PROJECTION	DRAWING	SERIES	MATERIAL NUMBER	CUSTOMER	SHEET NUMBER
	A3-SIZE	120066	SEE PART LIST	GENERAL MARKET	3 OF 5

DOCUMENT STATUS	P1	RELEASE DATE	2025/03/06 14:25:35

FORMAT: master-Sized-A3
REVISION: J1
DATE: 2021/05/05

PART LIST

Part No.	Engineering No.	Cable Length
A09		
1200660166	883030A09M010	1m
1200660261	884030A09M005	0.5m
1200660262	884030A09M006	0.6m
1200660266	884030A09M010	1m
1200660269	884030A09M015	1.5m
1200660271	884030A09M020	2m
1200660273	884030A09M0208	2m
1200660277	884030A09M030	3m
1200669113	884030A09M0308	3m
1200660286	884030A09M0508	5m
1200660291	884030A09M070	7m
1200660294	884030A09M080	8m
1200660299	884030A09M1008	10m
1200660434	885030A09M050	5m
B02		
1200660857	884030B02M020	2m
1200660860	884030B02M030	3m
1200660862	884030B02M050	5m
1200660867	884030B02M100	10m
E52		
1200071343	883030E52M003A	0.3m
1200070956	883030E52M020A	2m
1200071026	884030E52M010A	1m
1200661434	884030E52M020A	2m
1200071624	884030E52M030A	3m
1200661472	884030E52M050A	5m
1200070867	884030E52M100A	10m
1200070653	884030E52M200A	20m
E57		
1200668081	885030E57M100A	10m
I03		
1200070095	883030I03M003	0.3m
1200070096	883030I03M006	0.6m
1200070097	883030I03M010	1m
1200669149	883030I03M010Y	1m
1200070098	883030I03M020	2m
1200668632	883030I03M020Y	2m
1200070099	883030I03M030	3m
1200668633	883030I03M030Y	3m
1200668371	883030I03M040	4m
1200070100	883030I03M050	5m
1200668634	883030I03M050Y	5m
1200070101	883030I03M100	10m
1200070774	884030I03M006	0.6m

Part No.	Engineering No.	Cable Length
I03		
1200070480	884030I03M010	1m
1200070481	884030I03M020	2m
1200668637	884030I03M020Y	2m
1200071627	884030I03M0205	2m
1200070785	884030I03M030	3m
1200668372	884030I03M040	4m
1200070483	884030I03M050	5m
1200070484	884030I03M060	6m
1200070485	884030I03M100	10m
1200668638	884030I03M100Y	10m
1200070961	885030I03M030	3m
1200668642	885030I03M030Y	3m
1200668165	885030I03M100	10m
1200669218	885030I03M100Y	10m
I20		
1200071338	884030I20M030	3m
I26		
1200072106	885030I26M005	0.5m
1200668082	885030I26M006	0.6m
1200070890	885030I26M010	1m
1200668639	885030I26M010Y	1m
1200072359	885030I26M015	1.5m
1200668736	885030I26M015Y	1.5m
1200070891	885030I26M020	2m
1200668640	885030I26M020Y	2m
1200668281	885030I26M025	2.5m
1200070892	885030I26M030	3m
1200668641	885030I26M030Y	3m
1200071279	885030I26M050	5m
1200668873	885030I26M050Y	5m
K03		
1200660878	884030K03M003	0.3m
1200668003	884030K03M005	0.5m
1200660880	884030K03M006	0.6m
1200660881	884030K03M010	1m
1200660883	884030K03M020	2m
1200660887	884030K03M030	3m
1200660891	884030K03M040	4m
1200660895	884030K03M050	5m
1200660898	884030K03M060	6m
1200660899	884030K03M070	7m
1200660900	884030K03M080	8m
1200660901	884030K03M090	9m
1200660902	884030K03M100	10m

Part No.	Engineering No.	Cable Length
K03		
1200668001	884030K03M110	11m
1200660904	884030K03M120	12m
1200660905	884030K03M140	14m
1200660906	884030K03M150	15m
1200660907	884030K03M160	16m
1200661543	884030K03M180	18m
1200660909	884030K03M200	20m
1200668004	884030K03M240	24m
1200660911	884030K03M250	25m
1200661906	884030K03M500	50m
1200661664	885030K03M005	0.5m
1200661034	885030K03M010	1m
1200661035	885030K03M020	2m
1200661036	885030K03M030	3m
1200661037	885030K03M040	4m
1200661038	885030K03M050	5m
1200661039	885030K03M060	6m
1200661041	885030K03M080	8m
1200661042	885030K03M090	9m
1200661043	885030K03M100	10m
1200661685	885030K03M120	12m
1200661490	885030K03M140	14m
1200661044	885030K03M150	15m
1200661686	885030K03M180	18m
1200661687	885030K03M230	23m
1200661684	885030K03M300	30m
K05		
1200660683	884030K05M003	0.3m
1200660684	884030K05M005	0.5m
1200660686	884030K05M006	0.6m
1200660687	884030K05M010	1m
1200660688	884030K05M015	1.5m
1200660689	884030K05M020	2m
1200660690	884030K05M030	3m
1200669948	884030K05M032	3.2m
1200660691	884030K05M040	4m

Part No.	Engineering No.	Cable Length
K05		
1200660692	884030K05M050	5m
1200668615	884030K05M050H	5m
1200660693	884030K05M060	6m
1200660915	884030K05M070	7m
1200660694	884030K05M080	8m
1200660695	884030K05M100	10m
1200668616	884030K05M100H	10m
1200660696	884030K05M120	12m
1200660918	884030K05M140	14m
1200660697	884030K05M150	15m
1200660698	884030K05M180	18m
1200661441	884030K05M190	19m
1200660921	884030K05M200	20m
1200660922	884030K05M210	21m
1200660699	884030K05M230	23m
1200661438	884030K05M250	25m
1200665368	884030K05M280	28m
1200660700	884030K05M300	30m
1200661649	884030K05M400	40m
1200669227	884030K05M500	50m
1200669228	884030K05M600	60m
P20		
1200668505	884030P20M010	1m
1200668506	884030P20M020	2m
1200668507	884030P20M050	5m
1200668508	884030P20M100	10m
P82		
1200668773	885030P82M0107	1m
1200665012	885030P82M0307	3m
S19		
1200661575	888030S19M030	3m
1200661576	888030S19M050	5m
1200661577	888030S19M100	10m
1200661574	888030S19M120	12m
S20		
1200668310	883030S20M005	0.5m

FUNCTIONAL SYMBOLS: FA = 0; FC = 0; FP = 0

DIVISIONAL SYMBOLS

THIS DRAWING CONTAINS INFORMATION THAT IS PROPRIETARY TO MOLEX ELECTRONIC TECHNOLOGIES, LLC AND SHOULD NOT BE USED WITHOUT WRITTEN PERMISSION

DIMENSION UNITS	SCALE
mm	1:1

GENERAL TOLERANCES (UNLESS SPECIFIED)

ANGULAR TOL	±	1.0 °
4 PLACES	±	
3 PLACES	±	
2 PLACES	±	0.05
1 PLACE	±	0.3
0 PLACES	±	0.5

DRAFT WHERE APPLICABLE MUST REMAIN WITHIN DIMENSIONS

CURRENT REV DESC: CORRECTED TYPO FOR UL VALUE FROM PLC TO PLTC, FOR CABLE TYPE K03

EC NO: 814917
DRWN: VHANDI 2025/03/06
CHK'D: RSILLER 2025/03/06
APPR: RSILLER 2025/03/06

INITIAL REVISION:
DRWN: JMARSZALEK 2016/09/19
APPR: RSILLER 2016/12/08

molex

CSE M12 XP AC FE STR MA STR XM DE

PRODUCT CUSTOMER DRAWING

DOCUMENT NUMBER	DOC TYPE	DOC PART	REVISION
1200668165	PSD	000	A8

THIRD ANGLE PROJECTION	DRAWING	SERIES	MATERIAL NUMBER	CUSTOMER	SHEET NUMBER
	A3-SIZE	120066	SEE PART LIST	GENERAL MARKET	4 OF 5

DOCUMENT STATUS	P1	RELEASE DATE	2025/03/06 14:25:35

FORMAT: master-Sized-A3
REVISION: J1
DATE: 2021/05/07

PART LIST

Part No.	Engineering No.	Cable Length
S20		
1200070110	883030S20M010	1m
1200070111	883030S20M020	2m
1200668172	883030S20M050	5m
1200071272	884030S20M005	0.5m
1200071237	884030S20M005H	0.5m
1200071178	884030S20M006H	0.6m
1200668068	884030S20M010	1m
1200071035	884030S20M010H	1m
1200071238	884030S20M015H	1.5m
1200070499	884030S20M020	2m
1200071141	884030S20M020H	2m
1200070500	884030S20M030	3m
1200071137	884030S20M030H	3m
1200071264	884030S20M040H	4m
1200070502	884030S20M050	5m
1200071188	884030S20M050H	5m
1200070023	884030S20M060H	6m
1200070504	884030S20M100	10m
1200071161	884030S20M100H	10m
S26		
1200070597	885030S26M010	1m
1200668090	885030S26M020H	2m

THIS DRAWING CONTAINS INFORMATION THAT IS PROPRIETARY TO MOLEX ELECTRONIC TECHNOLOGIES, LLC AND SHOULD NOT BE USED WITHOUT WRITTEN PERMISSION

FUNCTIONAL SYMBOLS: FA = 0, FC = 0, FP = 0

DIVISIONAL SYMBOLS

DIMENSION UNITS: mm
SCALE: 1:1

GENERAL TOLERANCES (UNLESS SPECIFIED)

ANGULAR TOL	±	1.0 °
4 PLACES	±	
3 PLACES	±	
2 PLACES	±	0.05
1 PLACE	±	0.3
0 PLACES	±	0.5

DRAFT WHERE APPLICABLE MUST REMAIN WITHIN DIMENSIONS

CURRENT REV DESC: CORRECTED TYPO FOR UL VALUE FROM PLC TO PLTC, FOR CABLE TYPE K03

EC NO: 814917
DRWN: VHANDI 2025/03/06
CHK'D: RSILLER 2025/03/06
APPR: RSILLER 2025/03/06

INITIAL REVISION:
DRWN: JMARSZALEK 2016/09/19
APPR: RSILLER 2016/12/08

THIRD ANGLE PROJECTION

DRAWING: A3-SIZE
SERIES: 120066

molex

CSE M12 XP AC FE STR MA STR XM DE

PRODUCT CUSTOMER DRAWING

DOCUMENT NUMBER	DOC TYPE	DOC PART	REVISION
1200668165	PSD	000	A8

MATERIAL NUMBER	CUSTOMER	SHEET NUMBER
SEE PART LIST	GENERAL MARKET	5 OF 5

DOCUMENT STATUS	P1	RELEASE DATE	2025/03/06 14:25:35

FEMALE FACE VIEW

3 POLE	4 POLE	5 POLE
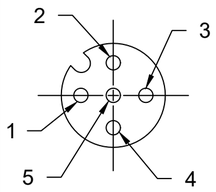	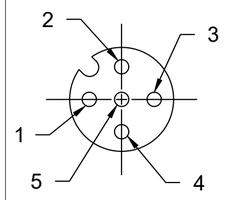	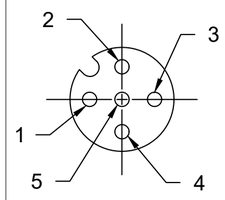
1 BROWN 2 NOT USED 3 BLUE 4 BLACK 5 NOT USED	1 BROWN 2 WHITE 3 BLUE 4 BLACK 5 NOT USED	1 BROWN 2 WHITE 3 BLUE 4 BLACK 5 GRAY

PART NO.	ENGINEERING NO.	FINISHED LENGTH	POLES	CABLE DIA.
1200660675	883030K05M005	0.5M [1FT 8 IN]	3	.20[5.1]
1200660695	884030K05M100	10M [32FT 10 IN]	4	.21[5.3]
1200662239	885030K05M300	30M [98FT 5 IN]	5	.23[5.8]

C

MALE FACE VIEW

3 POLE	4 POLE	5 POLE
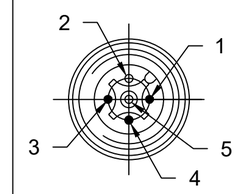	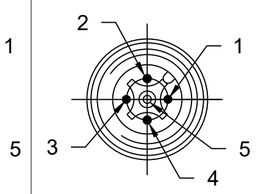	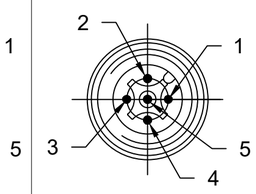
1 BROWN 2 NOT USED 3 BLUE 4 BLACK 5 NOT USED	1 BROWN 2 WHITE 3 BLUE 4 BLACK 5 NOT USED	1 BROWN 2 WHITE 3 BLUE 4 BLACK 5 GRAY

NOTES:
1. MATERIAL: AS NOTED
2. FINISH: AS NOTED
3. ELECTRICAL:
   VOLTAGE: 250V
   CURRENT: 4A
4. TEMP RATING: -20°TO +105°C C
5. PROTECTION: IP67 (WHEN MATED)
6. COUPLING THREAD: M12 X 1
7. UL RECOGNIZED FILE: E152210
   CSA CERTIFIED FILE: LR6837
8. ALL DIMENSIONS ARE FOR REFERENCE
   UNLESS TOLERACED OR NOTED OTHERWISE

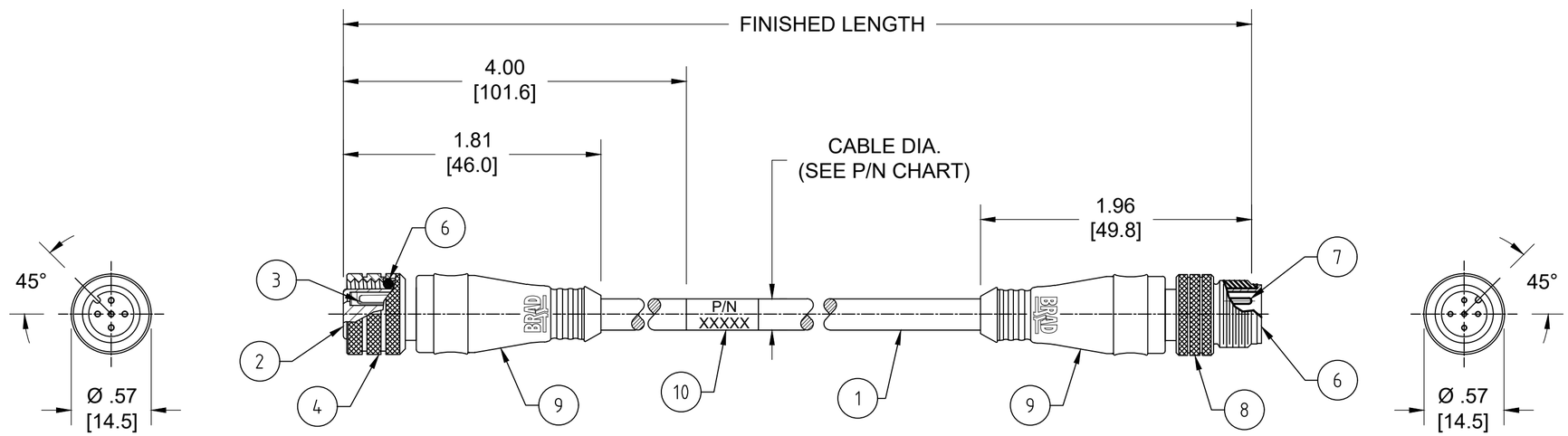

CABLE FLEX CHARACTERISTICS C

TORSIONAL FLEX TEST	5 MILLION CYCLES PER MIL-C-13777G
BEND FLEX TEST	6.5 MILLION CYCLES PER MIL-C-13777G
DRAG CHAIN TEST	20 MILLION CYCLES PER MIL-C-13777G
WELD SLAG RESISTANCE	WOODHEAD STANDARD S-300

ITEM	DESCRIPTION	MATERIAL	FINISH	
10	WRAP LABEL	VINYL	BLACK/WHITE	C
9	OVERMOLD	TPC	YELLOW	C
8	MALE COUPLING NUT	BRASS	NICKEL PLATED	
7	CONTACT PIN	COPPER ALLOY	GOLD PLATED	
6	MALE INSERT	PUR	BLACK	
5	O-RING	VITON	RED	
4	FEMALE COUPLING NUT	BRASS	NICKEL PLATED	
3	CONTACT SOCKET	COPPER ALLOY	GOLD PLATED	
2	FEMALE INSERT	PUR	BLACK	
1	#22/3-5 AWG CABLE	TPE JACKET	YELLOW	

PART NUMBER LEGEND

883030K05M005

POLES: 3,4 & 5

CABLE TYPE
22AWG
TPE YELLOW

FINISHED LENGTH:
M005 = 0.5 METER
M010 = 1 METER
M100 = 10 METER

CABLE LENGTH TOLERANCES
<.3M [1FT]: +19mm-0 [+.75in-0]
.3 - .9M [1 - 3FT]: +44.5mm-0 [+1.75in-0]
.9 - 1.8M [3 - 6FT]: +55.6mm-0 [+2.19in-0]
1.8 - 3.7M [6 - 12FT: +88.9mm-0 [+3.50in-0]
3.7 - 7.3M [12 - 24FT]: +165.1mm-0 [+6.50in-0]
7.3-14.6M [24 - 48FT]: +317.5mm-0 [+12.50in-0]
14.6 - 30.5M [48-100FT]: +622.3mm-0 [+24.50in-0]
OVER 30M [100FT] +2% OF FINISHED LENGTH

THIS DRAWING CONTAINS INFORMATION THAT IS PROPRIETARY TO MOLEX ELECTRONIC TECHNOLOGIES, LLC AND SHOULD NOT BE USED WITHOUT WRITTEN PERMISSION

FUNCTIONAL SYMBOLS: FA=0, FC=0, FP=0
DIVISIONAL SYMBOLS

DIMENSION UNITS: INCH/MM
SCALE: NTS

GENERAL TOLERANCES (UNLESS SPECIFIED)

	mm	INCH
4 PLACES	±----	±----
3 PLACES	±----	±----
2 PLACES	±----	±----
1 PLACE	±----	±----
0 PLACES	±----	±----
ANGULAR TOL ±	---- °	

DRAFT WHERE APPLICABLE MUST REMAIN WITHIN DIMENSIONS

CURRENT REV DESC: ITEM-9 WAS TPE. ITEM-10 WAS BLACK/YELLOW. MODIFIED CABLE FLEX CHART...., TEMP RATING AND PART NUMBER CHART

EC NO: 785985
DRWN: ABENJAMINLW 2024/05/07
CHK'D: PDODDAMANEMY 2024/05/13
APPR: BWOODMAN 2024/05/13

INITIAL REVISION:
DRWN: LSTEMMLE 2010/01/25
APPR: NSTAUDIG 2010/01/29

THIRD ANGLE PROJECTION

molex

MICRO-CHANGE CORDSET, M12
3-5 POLE, MALE-FEMALE, STRAIGHT,
SINGLE KEY, #22AWG TPE CABLE

PRODUCT CUSTOMER DRAWING

DOCUMENT NUMBER	DOC TYPE	DOC PART	REVISION
SD-120066-011	PSD	001	C

DRAWING	SERIES	MATERIAL NUMBER	CUSTOMER	SHEET NUMBER
C-SIZE	120066	SEE CHART	GENERAL MARKET	1 OF 1

DOCUMENT STATUS	P1	RELEASE DATE	2024/05/13 19:38:53

FORMAT: IN-ACAD-tb-prod-C
REVISION: B
DATE: 2020/01/14