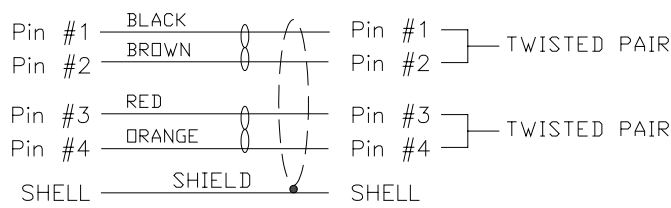


- 1. CONNECTOR 1 : 854-AX4-103RLS4, MOLDED STRAIGHT HOOD, COLOR BLACK
- 2. CONNECTOR 2 : 854-AX4-103RLS4, MOLDED STRAIGHT HOOD, COLOR BLACK
- 3. WIRE : 26AWG, 2 1/2 TWISTED PAIRS, UL20276, FOIL/BRAID/DRAIN SHIELD, COLOR BLACK, 30V
- 4. SHIELDING : 360°
- 5. CABLE DIAMETER : 4.60mm±0.15mm
- 6. PIN OUT :

WIRING SCHEMATIC



NORCOMP P/N	LENGTH	TOLERANCE
CCA-000-M01R189	1M	±12mm
CCA-000-M02R189	2M	±25mm
CCA-000-M03R189	3M	±25mm
CCA-000M0.21R189	200mm	±12mm

**SEE PAGE 3 FOR CABLE SPECIFICATIONS

RoHS COMPLIANT

UNITS = mm

DO NOT SCALE FROM DRAWING



THESE DRAWINGS AND SPECIFICATIONS ARE THE PROPERTY OF NorComp AND SHALL NOT BE REPRODUCED, COPIED OR USED AS THE BASIS FOR THE MANUFACTURE OR SALE OF APPARATUS WITHOUT WRITTEN PERMISSION.

DRAWN: M. SIGMON

DATE: 04-13-15

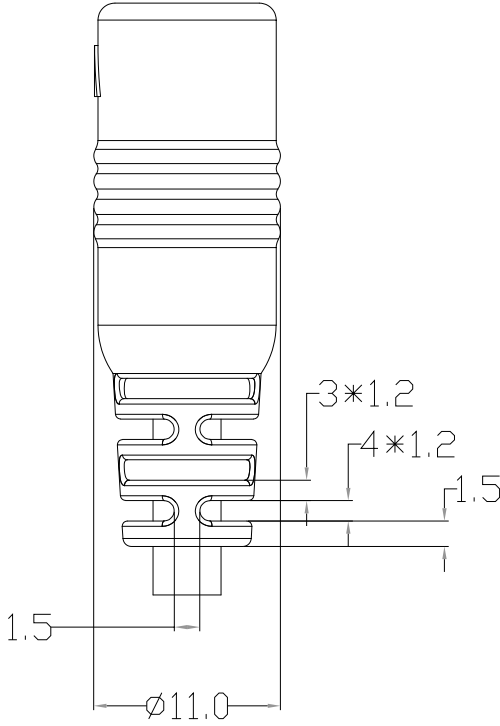
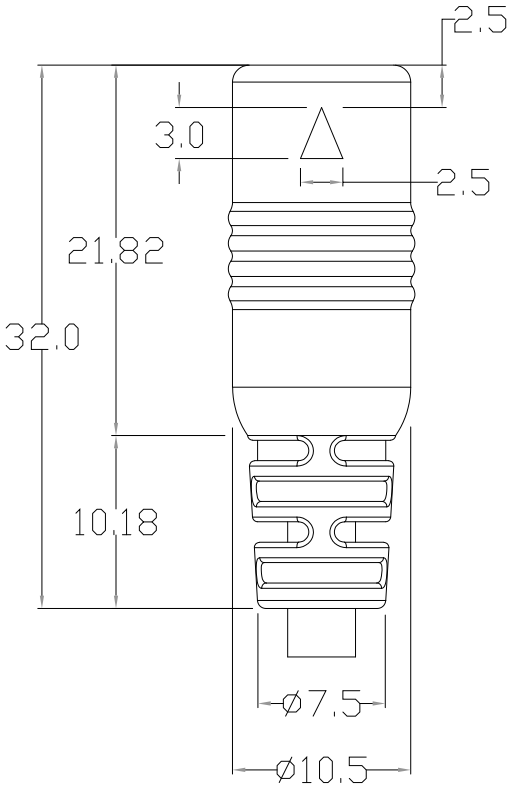
NorComp

SCALE: NTS

SHEET 1 OF 3

REV 6

DWG NO. CCA-000-MYYR189



RoHS COMPLIANT

UNITS = mm

DO NOT SCALE FROM DRAWING



THESE DRAWINGS AND SPECIFICATIONS ARE THE PROPERTY OF NorComp AND SHALL NOT BE REPRODUCED, COPIED OR USED AS THE BASIS FOR THE MANUFACTURE OR SALE OF APPARATUS WITHOUT WRITTEN PERMISSION.

DRAWN: M. SIGMON

DATE: 04-13-15

NorComp

SCALE: NTS

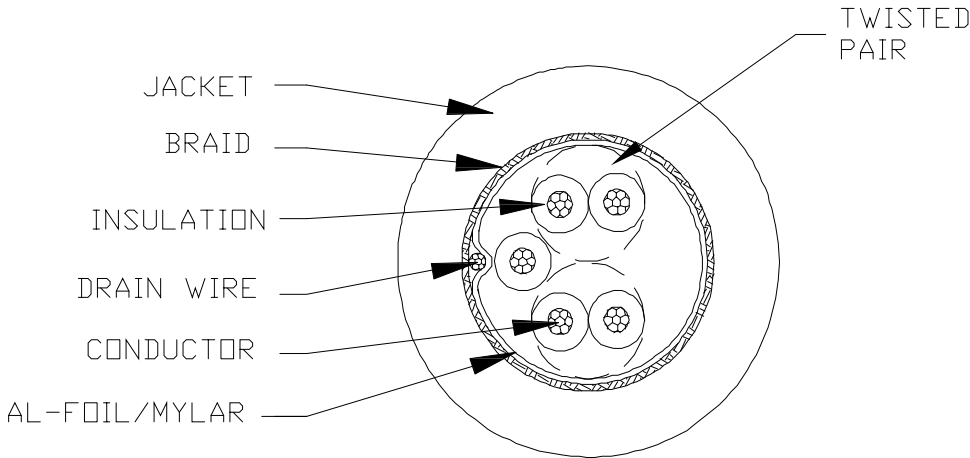
SHEET 2 OF 3

REV 6

DWG NO. CCA-000-MYYR189

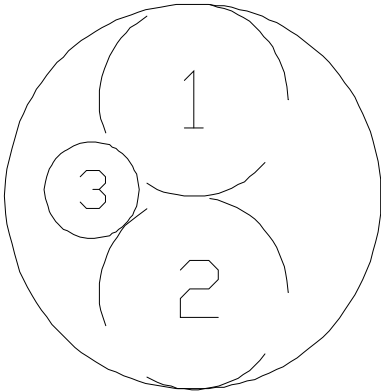
ELECTRICAL CHARACTERISTICS

VOLTAGE RATING : 30V
TEMPERATURE RATING : 80°C
SPARK TEST : AC-500V/0.15 sec MIN.
DIELECTRIC STRENGTH : AC-750V/1 sec MIN.
INSULATION RESISTANCE : SR-PVC: DC-500V 10 MOHM/KM MIN. AT 20°C
CONDUCTOR RESISTANCE : 26AWG-153 OHM/KM MAX. AT 25°C



COLOR CODE

1. BLACK * BROWN (P570 & P571)
2. RED * ORANGE (P572 & P573)
3. YELLOW (574)



RoHS COMPLIANT

DO NOT SCALE FROM DRAWING



THESE DRAWINGS AND SPECIFICATIONS ARE THE PROPERTY OF NorComp AND SHALL NOT BE REPRODUCED, COPIED OR USED AS THE BASIS FOR THE MANUFACTURE OR SALE OF APPARATUS WITHOUT WRITTEN PERMISSION.

DRAWN: M. SIGMON

DATE: 04-13-15

NorComp

SCALE: NTS

SHEET 3 OF 3

REV 6

DWG NO.

CCA-000-MYYR189