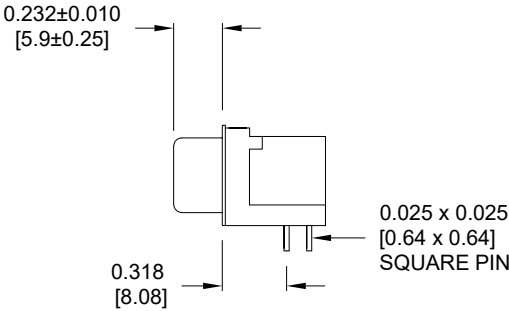
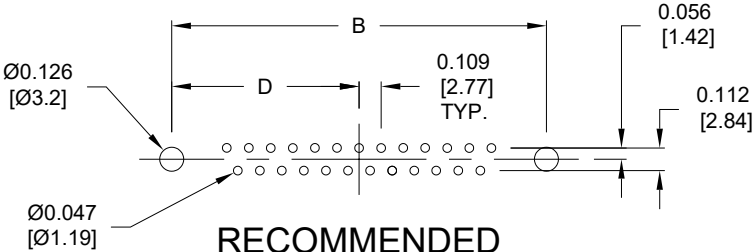
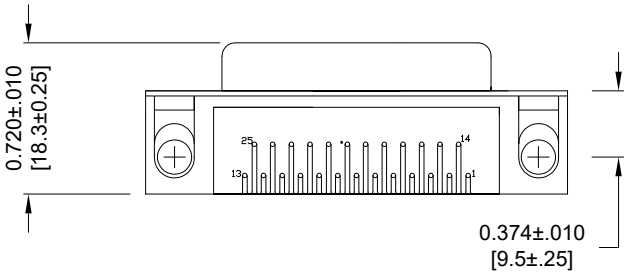


25-PIN SHOWN



No. OF PINS	DIMENSIONS			
	A	B	C	D
009	1.213	0.984	0.642	0.492
	30.81	24.99	16.30	12.50
015	1.541	1.312	0.970	0.656
	39.14	33.32	24.65	16.66
025	2.088	1.852	1.512	0.926
	53.04	47.04	38.40	23.52
037	2.729	2.500	2.157	1.250
	69.32	63.50	54.80	31.75



182-YYY-2 1 3RYY 1

SERIES  
No. of POSITIONS  
GENDER  
2 = FEMALE  
TERMINATION  
1 = PC MOUNT  
SHELL PLATING  
3 = NICKEL  
HARDWARE OPTIONS  
SEE PAGE 2  
PLATING OPTIONS  
1 = GOLD FLASH  
2 = 30u" GOLD

MATERIAL:

SHELL: SPCC, NICKEL PLATED  
INSULATOR: UL 94V-O RATED, BLACK, 260° PA9T  
CONTACT: BRASS, GOLD PLATED  
RIVET: COPPER ALLOY, NICKEL PLATED  
SCREWLOCK: ZINC ALLOY, NICKEL PLATED  
BOARDLOCK: SPCC, TIN PLATED

ELECTRICAL:

WORKING VOLTAGE: 300 V  
CURRENT RATING: 5 AMPS MAX  
DIELECTRIC STRENGTH: 1,000VAC rms  
INSULATION RESISTANCE: 1,000 MOHMS MIN  
CONTACT RESISTANCE: 15 mOHM MAX  
TEMPERATURE: -55°C TO +105°C

RoHS COMPLIANT



THESE DRAWINGS AND SPECIFICATIONS ARE THE PROPERTY OF NorComp AND SHALL NOT BE REPRODUCED, COPIED OR USED AS THE BASIS FOR THE MANUFACTURE OR SALE OF APPARATUS WITHOUT WRITTEN PERMISSION.

DRAWN:  
P. JENKINS  
DATE:  
03/17/2005

GENERAL TOLERANCES  
 $\pm 0.006$  [0.15]  
HOLE :  $\pm 0.005$  [0.13]

UNITS = inch [mm]

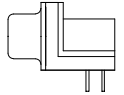
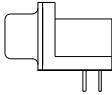
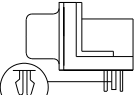
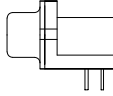
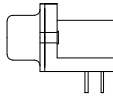
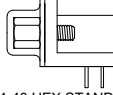
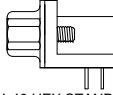
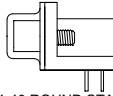
DO NOT SCALE FROM DRAWING

NorComp

SCALE: NTS	SHEET 1	OF 2	REV 16
DWG NO. 182-YYY-213RYY1			

HEX SCREW REFERENCE DIMENSIONS:  
4.8mm HEAD  
6.9mm THREAD LENGTH

HEX SCREW REFERENCE DIMENSIONS:  
5.8mm HEAD  
6.9mm THREAD LENGTH

	 0.141" ±0.020" METAL SHELL WITH INSIDE GROUND STRAPS	 METAL SHELL	 METAL SHELL FORK BOARD LOCKS
 .120" DIA. HOLE	16	43	55
 4-40 FLUSH INSERT	17	45	53 BOARD LOCKS IN HOLE
 4-40 HEX STANDOFF FEMALE SCREWLOCK	18	48	56 BOARD LOCKS IN HOLE
 4-40 HEX STANDOFF FEMALE SCREWLOCK	N/A	N/A	58 BOARD LOCKS IN HOLE
 4-40 ROUND STANDOFF FEMALE SCREWLOCK	N/A	N/A	N/A

DO NOT SCALE FROM DRAWING

RoHS COMPLIANT



THESE DRAWINGS AND SPECIFICATIONS ARE THE PROPERTY OF NorComp AND SHALL NOT BE REPRODUCED, COPIED OR USED AS THE BASIS FOR THE MANUFACTURE OR SALE OF APPARATUS WITHOUT WRITTEN PERMISSION.

DRAWN:  
P. JENKINS  
DATE:  
03/17/2005

UNITS = "as indicated" DO NOT SCALE FROM DRAWING

NorComp

SCALE: NTS SHEET 2 OF 2 REV 16

DWG NO. 182-YYY-213RYY1