

DESCRIPTION: FEMALE // HD DSUB // CRIMP AND POKE

SPECIFICATIONS:

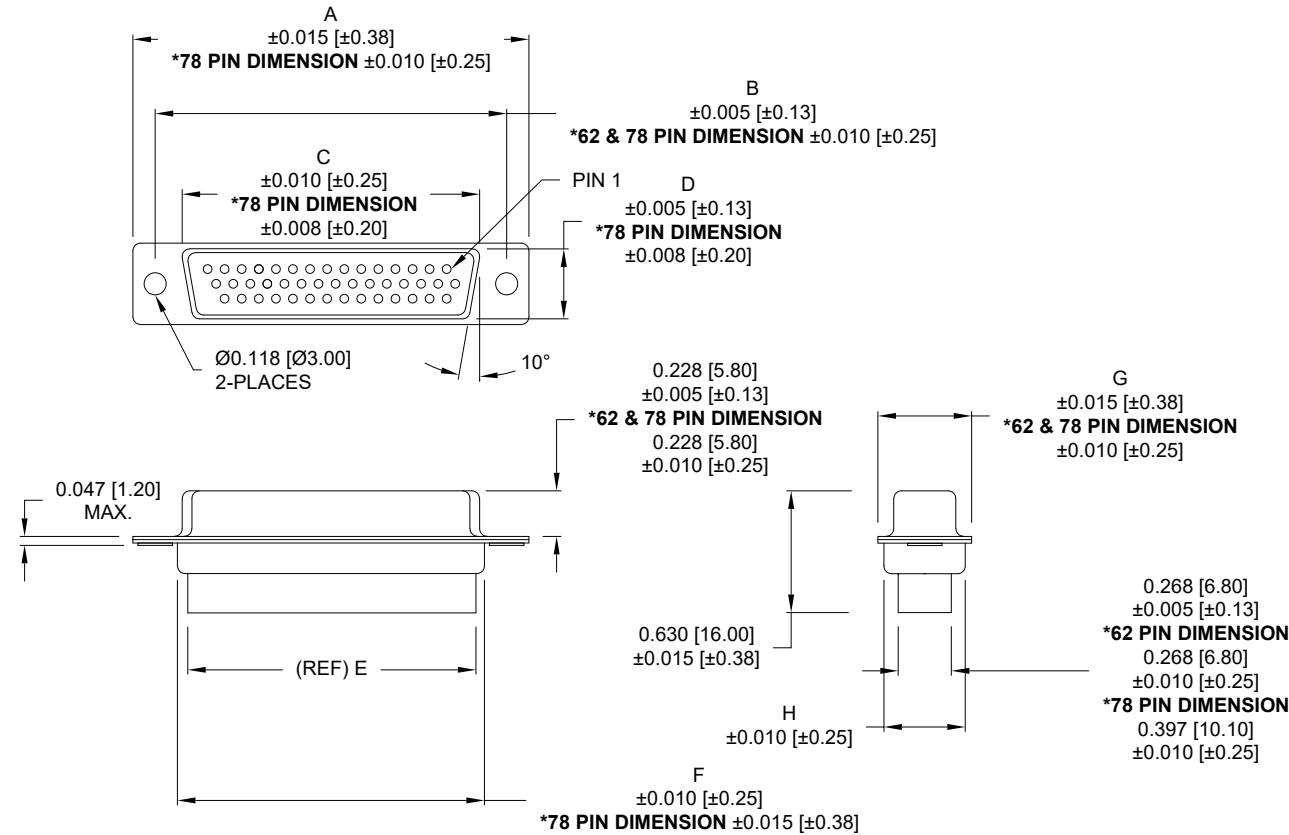
ELECTRICAL:	
INSULATION RESISTANCE:	1,000 MOhms MIN.
OPERATING TEMPERATURE:	-50°C TO +100°C
VOLTAGE:	500 VAC FOR 1 MINUTE
MATERIALS:	
INSULATOR:	PBT +30% GF, UL94 V-0
PROCESS TEMP:	230°C
SHELL:	NICKEL PLATED STEEL

COMPATIBLE WITH NORCOMP CONTACT PART NUMBERS BELOW:

180-002-170L001	180-102-170L001
180-202-170L002	

****NOTE: CONTACTS MUST BE PURCHASED SEPARATELY****

NORCOMP MACHINED CONTACT PART NUMBERS 180-201-170L002 & 180-202-170L002, ONCE INSERTED INTO NORCOMP 180 SERIES CRIMP AND POKE CONNECTORS, CANNOT BE REMOVED.



180-YYY-27YLYY0

SERIES ———

POSITIONS ———

015

026

044

062

078

GENDER ———

2 = FEMALE

TERMINATION ———

7 = CRIMP & POKE

SHELL PLATING ———

2 = TIN (DISCONTINUED)

3 = NICKEL

HARDWARE OPTIONS ———

00 = NO HARDWARE

01 = .157" CLINCH NUT (SOLDER SIDE)

02 = .250" CLINCH NUT (SOLDER SIDE)

03 = .250" CLINCH NUT (MATING SIDE)

PLATING OPTIONS ———

0 = NO CONTACTS

		DIMENSIONS							
No. OF PINS	UNITS	A	B	C	D	E	F	G	H
15	inch	1.213	0.984	0.643	0.311	0.610	0.759	0.494	0.421
	mm	30.81	24.99	16.33	7.90	15.50	19.28	12.55	10.70
26	inch	1.541	1.312	0.970	0.311	0.964	1.089	0.494	0.421
	mm	39.14	33.32	24.66	7.90	24.50	27.65	12.55	10.70
44	inch	2.088	1.852	1.511	0.311	1.494	1.618	0.494	0.421
	mm	53.04	47.04	38.38	7.90	37.95	41.10	12.55	10.70
62	inch	2.736	2.500	2.157	0.311	2.142	2.262	0.494	0.421
	mm	69.50	63.50	54.80	7.90	54.40	57.46	12.55	10.70
4 ROWS 78	inch	2.644	2.406	2.061	0.422	2.035	2.169	0.605	0.527
	mm	67.16	61.11	52.34	10.72	51.70	55.10	15.37	13.40

RoHS COMPLIANT

DRAWN: P. JENKINS
DATE: 07/19/2005

UNITS = inch [mm]

DO NOT SCALE FROM DRAWING



THESE DRAWINGS AND SPECIFICATIONS ARE THE PROPERTY OF NorComp AND SHALL NOT BE REPRODUCED, COPIED OR USED AS THE BASIS FOR THE MANUFACTURE OR SALE OF APPARATUS WITHOUT WRITTEN PERMISSION.

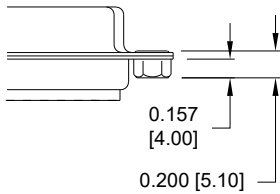
NorComp

SCALE: NTS	SHEET 1	OF 2	REV 25
DWG NO.	180-YYY-27YLYY0		

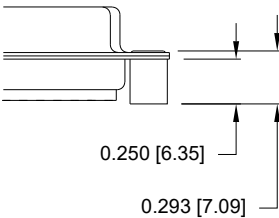
TOLERANCE:
ALL DIMENSIONS ARE ±0.010

ALL CLINCH-NUTS ARE 4-40 INTERNAL THREADS

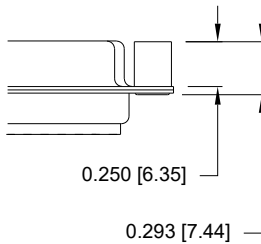
01 0.157" (SOLDER SIDE)



02 0.250" (SOLDER SIDE)



03 0.250" (MATING SIDE)



RoHS COMPLIANT



THESE DRAWINGS AND SPECIFICATIONS ARE THE PROPERTY OF NorComp AND SHALL NOT BE REPRODUCED, COPIED OR USED AS THE BASIS FOR THE MANUFACTURE OR SALE OF APPARATUS WITHOUT WRITTEN PERMISSION.

DRAWN:
P. JENKINS

DATE:
07/19/2005

UNITS = inch [mm]

DO NOT SCALE FROM DRAWING

NorComp

SCALE:
NTS

SHEET OF
2 2

REV
25

DWG NO. 180-YYY-27YLYY0