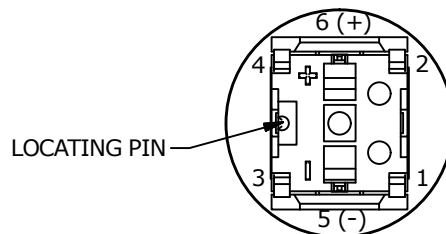
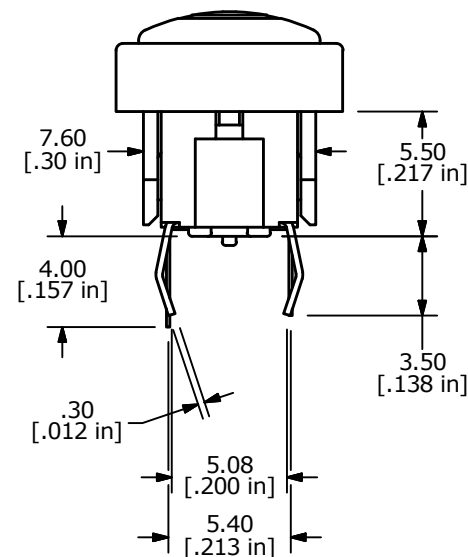
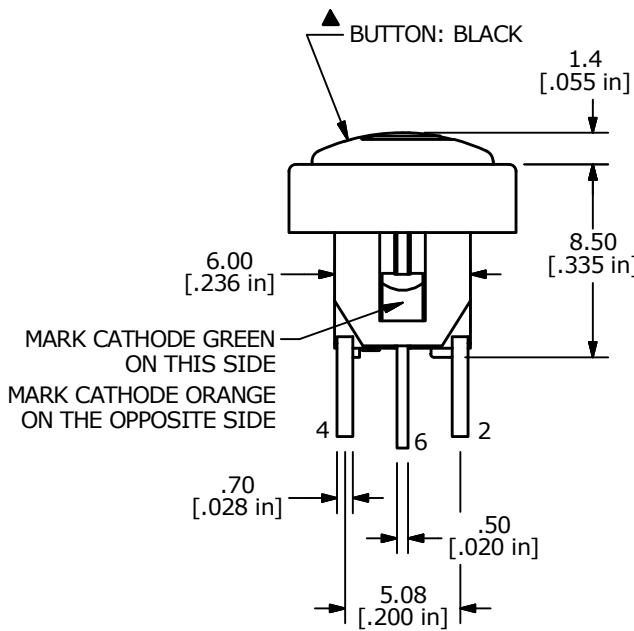

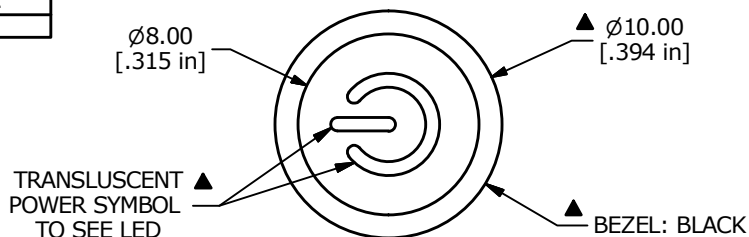
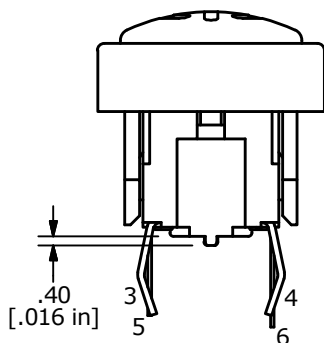
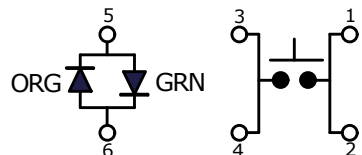
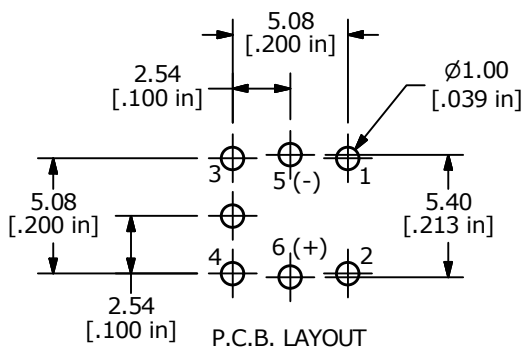


▲ LED SPECS	UNITS	ORANGE	GREEN
FORWARD CURRENT	mA	20	20
FORWARD VOLTAGE @20mA	V	2.1 Typ. - 2.5 Max.	3.2 Typ. - 4.0 Max.
LUMINOUS INTENSITY @20mA	mcd	250 Typ.	140 Typ.
DOMINANT WAVE LENGTH @20mA	nm	601	525



- NOTES:
1. ALL DIMENSIONS IN MM [INCH]
 2. GENERAL TOLERANCE: X.X = ±0.4
X.XX = ±0.25
 3. RATING: 12VDC @ 50mA
 4. CONTACT RESISTANCE: 100mΩ MAX. 1.5VDC; 100mA
 5. INSULATION RESISTANCE: 100MΩ MIN. 500VDC
 6. OPERATING FORCE: 180± 50gf
 7. TRAVEL: 0.2± 0.1mm
 8. OPERATING TEMPERATURE: -40°C to 85°C
 9. OPERATING LIFE: 500,000 CYCLES
 10. LED: ORANGE / GREEN
 11. ▲ DENOTES CRITICAL PARAMETERS
 12. 2011/65/EU (ROHS) COMPLIANT
 13. TERMINAL NUMBERS FOR REFERENCE ONLY
 14. PARTS TO BE PACKAGED 100 PARTS PER TRAY.



B	23272	add 5.40mm dim.	3/26/18	MW
A	21881	RELEASE FOR PRODUCTION	6/18/15	MW
REV	PCR NO	DESCRIPTION	DATE	BY

TITLE TL1220R2BBBOG-POWER				
SCALE	DATE	DR	DWG	REV
3:1	6/18/2015	MW	B260027	B

THE INFORMATION CONTAINED IN THIS DOCUMENT IS PROPRIETARY TO E-SWITCH AND IS NOT TO BE COPIED OR TRANSFERRED