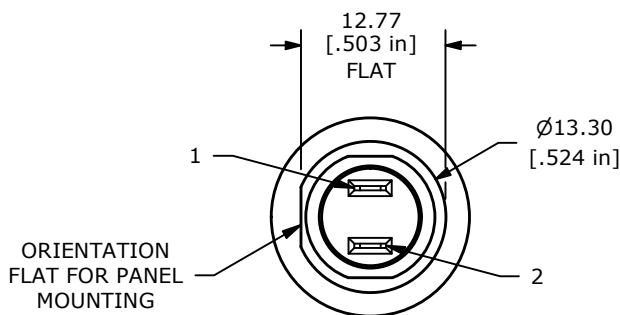
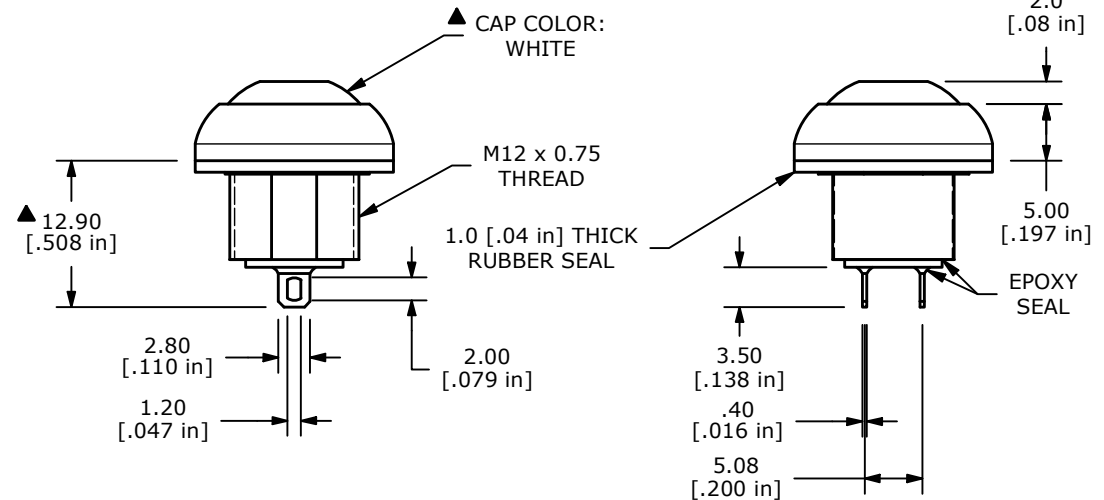
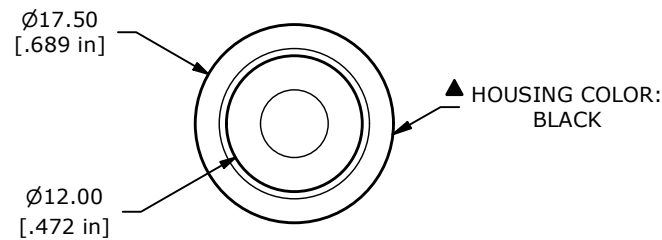


NOTE:

1. ALL DIMENSIONS IN MM [INCH]
2. GENERAL TOLERANCE: X.X = ± 0.4
X.XX = ± 0.25
3. TERMINAL NUMBERS FOR REF ONLY
4. CONTACT MATERIAL: GOLD OVER SILVER
5. RATING: 125mA @ 125 VAC
100mA @ 50 VDC
6. ELECTRIC LIFE: 500,000 CYCLES AT FULL LOAD
7. CONTACT RESISTANCE: 50 m Ω max. (INITIAL)
8. INSULATION RESISTANCE: 1,000 M Ω min. @ 500VDC
9. DIELECTRIC STRENGTH: 1,000 VAC rms.
10. OPERATING FORCE: 2N~5N
11. OPERATING TEMPERATURE: -30°C to +85°C
12. CONTACT BOUNCE: 10ms MAX.
13. TRAVEL: 1.5mm ± 0.25 mm
14. PANEL THICKNESS RANGE: 1.5 - 4.0mm
15. ▲ DENOTES CRITICAL PARAMETER.
16. MAX MOUNTING TORQUE: 0.5 Nm APPLIED TO THE NUT
- ▲ 17. HARDWARE INCLUDED: T081101 LOCK WASHER (QTY 1)
T081102 HEX NUT (QTY 1)
T081100 RUBBER SEAL (QTY 1)
18. SEAL RATING: IP67 AT THE FRONT PANEL



REV	ECO NO	DESCRIPTION	DATE	BY	E-SWITCH®				OBJECT ID
G	ECO-103493	REMOVED SIDE RETENTION SLOTS	07/15/25	MR	TITLE RP8100B2M1CEBLKWHTNIL				000022751
					SCALE	DATE	DR	DWG	REV
					3:2	1/23/2008	RC	ST081002	G

THE INFORMATION CONTAINED IN THIS DOCUMENT IS PROPRIETARY TO
E-SWITCH AND IS NOT TO BE COPIED OR TRANSFERRED